

Summary Results Report
 General Primary May 17 2022
 May 17, 2022

OFFICIAL RESULTS

Tioga County

Statistics

	TOTAL	Election Day	Absentee /Mail-in Ballots	Provisional
Election Day Precincts Reporting	41 of 41	41	0	41
Precincts Complete	0 of 41	0	0	41
Precincts Partially Reported	41 of 41	41	0	0
Absentee/ Early Precincts Reporting	41 of 41	0	41	0
Registered Voters - Total	25,973			
Registered Voters - Democratic	5,556			
Registered Voters - Republican	17,023			
Registered Voters - Nonpartisan	3,394			
Ballots Cast - Total	8,779	7,482	1,287	10
Ballots Cast - Democratic	1,860	1,161	698	1
Ballots Cast - Republican	6,919	6,321	589	9
Ballots Cast - Nonpartisan	0	0	0	0
Ballots Cast - Blank	18	16	2	0
Voter Turnout - Total	33.80%			
Voter Turnout - Democratic	33.48%			
Voter Turnout - Republican	40.64%			
Voter Turnout - Nonpartisan	0.00%			












Summary Results Report
 General Primary May 17 2022
 May 17, 2022

OFFICIAL RESULTS

Tioga County










DEM UNITED STATES SENATOR

Vote For 1

	TOTAL	VOTE %		Election Day	Absentee /Mail-in Ballots	Provisional
John Fetterman	1,323	73.22%		802	521	0
Conor Lamb	252	13.95%		161	91	0
Alex Khalil	109	6.03%		68	41	0
Malcolm Kenyatta	70	3.87%		39	31	0
Write-In: Mehmet Oz	17	0.94%		13	4	0
Write-In: Kathy Barnette	11	0.61%		11	0	0
Write-In: Dave McCormick	9	0.50%		9	0	0
Write-In: Jeff Bartos	3	0.17%		1	2	0
Write-In Totals	53	2.93%		46	7	0
Not Assigned	13	0.72%		12	1	0
Total Votes Cast	1,807	100.00%		1,116	691	0
Contest Totals	1,860			1,161	698	1

DEM GOVERNOR

Vote For 1

	TOTAL	VOTE %		Election Day	Absentee /Mail-in Ballots	Provisional
Josh Shapiro	1,661	95.62%		998	663	0
Write-In: Douglas V. Mastriano	39	2.25%		36	3	0
Write-In: Lou Barletta	6	0.35%		3	3	0
Write-In: Nche Zama	5	0.29%		3	2	0
Write-In: Dave White	2	0.12%		1	1	0
Write-In: Melissa Hart	2	0.12%		2	0	0
Write-In Totals	76	4.38%		65	11	0
Not Assigned	22	1.27%		20	2	0
Total Votes Cast	1,737	100.00%		1,063	674	0
Contest Totals	1,860			1,161	698	1
















Summary Results Report
 General Primary May 17 2022
 May 17, 2022

OFFICIAL RESULTS

Tioga County







DEM LIEUTENANT GOVERNOR

Vote For 1

	TOTAL	VOTE %		Election Day	Absentee /Mail-in Ballots	Provisional
Austin Davis	901	52.38%		490	411	0
Brian Sims	483	28.08%		307	176	0
Ray Sosa	296	17.21%		214	81	1
Write-In: Teddy Daniels	9	0.52%		8	1	0
Write-In: Carrie Lewis DelRosso	6	0.35%		4	2	0
Write-In: Jeff Coleman	4	0.23%		3	1	0
Write-In: Chris Frye	4	0.23%		4	0	0
Write-In: James Earl Jones	3	0.17%		2	1	0
Write-In: Rick Saccone	3	0.17%		2	1	0
Write-In: John Brown	1	0.06%		1	0	0
Write-In: Clarice Schillinger	1	0.06%		1	0	0
Write-In: Russ Diamond	1	0.06%		1	0	0
Write-In Totals	40	2.33%		31	9	0
Not Assigned	8	0.47%		5	3	0
Total Votes Cast	1,720	100.00%		1,042	677	1
Contest Totals	1,860			1,161	698	1






DEM REP IN CONGRESS 15TH DIS

Vote For 1

	TOTAL	VOTE %		Election Day	Absentee /Mail-in Ballots	Provisional
Write-In: Mike Molesevich	197	59.34%		114	83	0
Write-In: Ronnie Ray Jenkins	39	11.75%		8	31	0
Write-In: Glenn GT Thompson	36	10.84%		28	8	0
Write-In Totals	332	100.00%		194	138	0
Not Assigned	60	18.07%		44	16	0
Total Votes Cast	332	100.00%		194	138	0
Contest Totals	1,860			1,161	698	1

DEM REP IN THE GEN ASSEM 68TH DIS

Vote For 1

	TOTAL	VOTE %		Election Day	Absentee /Mail-in Ballots	Provisional
Write-In: Clint Owlett	64	42.38%		42	22	0
Write-In: Carrie Heath	27	17.88%		22	5	0
Write-In Totals	151	100.00%		109	42	0
Not Assigned	60	39.74%		45	15	0
Total Votes Cast	151	100.00%		109	42	0
Contest Totals	1,860			1,161	698	1

Summary Results Report
 General Primary May 17 2022
 May 17, 2022

OFFICIAL RESULTS

Tioga County

DEM MEMBER DEM STATE COMM 59TH DIST

Vote For 1

	TOTAL	VOTE %	Election Day	Absentee /Mail-in Ballots	Provisional
Write-In: Non Registered Candidate	13	11.82%	6	7	0
Write-In: Sandy Wilson	6	5.45%	5	1	0
Write-In: Carol Druck	6	5.45%	5	1	0
Write-In: Gary Wilson	6	5.45%	6	0	0
Write-In: Carrie Heath	5	4.55%	5	0	0
Write-In: Gabe Hakvagg	4	3.64%	1	3	0
Write-In Totals	110	100.00%	81	29	0
Not Assigned	70	63.64%	53	17	0
Total Votes Cast	110	100.00%	81	29	0
Contest Totals	1,860		1,161	698	1

DEM DEM COMM Blossburg Borough

Vote For 2

	TOTAL	VOTE %	Election Day	Absentee /Mail-in Ballots	Provisional
Write-In Totals	3	100.00%	3	0	0
Not Assigned	3	100.00%	3	0	0
Total Votes Cast	3	100.00%	3	0	0
Contest Totals	132		96	36	0

DEM DEM COMM Elkland Borough

Vote For 2

	TOTAL	VOTE %	Election Day	Absentee /Mail-in Ballots	Provisional
Write-In Totals	3	100.00%	3	0	0
Not Assigned	3	100.00%	3	0	0
Total Votes Cast	3	100.00%	3	0	0
Contest Totals	150		108	42	0

DEM DEM COMM Knoxville Borough

Vote For 2

	TOTAL	VOTE %	Election Day	Absentee /Mail-in Ballots	Provisional
Write-In Totals	0		0	0	0
Not Assigned	0		0	0	0
Total Votes Cast	0		0	0	0
Contest Totals	46		36	10	0

DEM DEM COMM Lawrenceville Borough

Vote For 2

	TOTAL	VOTE %	Election Day	Absentee /Mail-in Ballots	Provisional
Write-In Totals	1	100.00%	1	0	0
Not Assigned	1	100.00%	1	0	0
Total Votes Cast	1	100.00%	1	0	0
Contest Totals	38		26	12	0

Summary Results Report
 General Primary May 17 2022
 May 17, 2022

OFFICIAL RESULTS

Tioga County




DEM DEM COMM Liberty Borough

Vote For 2

	TOTAL	VOTE %	Election Day	Absentee /Mail-in Ballots	Provisional
Write-In Totals	0		0	0	0
Not Assigned	0		0	0	0
Total Votes Cast	0		0	0	0
Contest Totals	18		14	4	0

DEM DEM COMM Mansfield Borough

Vote For 2

	TOTAL	VOTE %	Election Day	Absentee /Mail-in Ballots	Provisional
Write-In Totals	19	100.00% 	18	1	0
Not Assigned	19	100.00% 	18	1	0
Total Votes Cast	19	100.00% 	18	1	0
Contest Totals	308		192	116	0




DEM DEM COMM Roseville Borough

Vote For 2

	TOTAL	VOTE %	Election Day	Absentee /Mail-in Ballots	Provisional
Write-In Totals	0		0	0	0
Not Assigned	0		0	0	0
Total Votes Cast	0		0	0	0
Contest Totals	24		14	10	0






DEM DEM COMM Tioga Borough

Vote For 2

	TOTAL	VOTE %	Election Day	Absentee /Mail-in Ballots	Provisional
Write-In Totals	1	100.00% 	0	1	0
Not Assigned	1	100.00% 	0	1	0
Total Votes Cast	1	100.00% 	0	1	0
Contest Totals	38		30	8	0

DEM DEM COMM Wellsboro Boro Ward 1

Vote For 2

	TOTAL	VOTE %	Election Day	Absentee /Mail-in Ballots	Provisional
Gabriel W. Hakvaag	88	53.01% 	51	37	0
James Samuel Guignard Jr.	76	45.78% 	40	36	0
Write-In Totals	2	1.20% 	2	0	0
Not Assigned	2	1.20% 	2	0	0
Total Votes Cast	166	100.00% 	93	73	0
Contest Totals	200		116	84	0

Summary Results Report
 General Primary May 17 2022
 May 17, 2022

OFFICIAL RESULTS

Tioga County

DEM DEM COMM Wellsboro Boro Ward 2

Vote For 2

	TOTAL	VOTE %		Election Day	Absentee /Mail-in Ballots	Provisional
Thomas A. Walrath Jr.	125	49.41%		66	59	0
Brenda Walrath	116	45.85%		60	56	0
Write-In Totals	12	4.74%		12	0	0
Not Assigned	12	4.74%		12	0	0
Total Votes Cast	253	100.00%		138	115	0
Contest Totals	282			154	128	0

DEM DEM COMM Westfield Borough

Vote For 2

	TOTAL	VOTE %		Election Day	Absentee /Mail-in Ballots	Provisional
Write-In Totals	7	100.00%		2	5	0
Not Assigned	7	100.00%		2	5	0
Total Votes Cast	7	100.00%		2	5	0
Contest Totals	92			50	42	0

DEM DEM COMM Bloss Township

Vote For 2

	TOTAL	VOTE %		Election Day	Absentee /Mail-in Ballots	Provisional
Write-In Totals	1	100.00%		1	0	0
Not Assigned	1	100.00%		1	0	0
Total Votes Cast	1	100.00%		1	0	0
Contest Totals	20			16	4	0

DEM DEM COMM Brookfield township

Vote For 2

	TOTAL	VOTE %		Election Day	Absentee /Mail-in Ballots	Provisional
Write-In Totals	9	100.00%		9	0	0
Not Assigned	9	100.00%		9	0	0
Total Votes Cast	9	100.00%		9	0	0
Contest Totals	42			34	8	0

DEM DEM COMM Charleston Township

Vote For 2

	TOTAL	VOTE %		Election Day	Absentee /Mail-in Ballots	Provisional
Yolanda Canales	157	88.20%		74	83	0
Write-In Totals	21	11.80%		15	6	0
Not Assigned	21	11.80%		15	6	0
Total Votes Cast	178	100.00%		89	89	0
Contest Totals	374			170	204	0

Summary Results Report
 General Primary May 17 2022
 May 17, 2022

OFFICIAL RESULTS

Tioga County




DEM DEM COMM Chatham Township

Vote For 2

	TOTAL	VOTE %	Election Day	Absentee /Mail-in Ballots	Provisional
Write-In Totals	0		0	0	0
Not Assigned	0		0	0	0
Total Votes Cast	0		0	0	0
Contest Totals	58		46	12	0




DEM DEM COMM Clymer Township

Vote For 2

	TOTAL	VOTE %	Election Day	Absentee /Mail-in Ballots	Provisional
Write-In Totals	5	100.00% 	3	2	0
Not Assigned	5	100.00% 	3	2	0
Total Votes Cast	5	100.00% 	3	2	0
Contest Totals	80		52	28	0




DEM DEM COMM Covington Township

Vote For 2

	TOTAL	VOTE %	Election Day	Absentee /Mail-in Ballots	Provisional
Write-In Totals	2	100.00% 	1	1	0
Not Assigned	2	100.00% 	1	1	0
Total Votes Cast	2	100.00% 	1	1	0
Contest Totals	56		48	8	0






DEM DEM COMM Deerfield Township

Vote For 2

	TOTAL	VOTE %	Election Day	Absentee /Mail-in Ballots	Provisional
Write-In Totals	1	100.00% 	1	0	0
Not Assigned	1	100.00% 	1	0	0
Total Votes Cast	1	100.00% 	1	0	0
Contest Totals	50		30	20	0

DEM DEM COMM Delmar Township N

Vote For 2

	TOTAL	VOTE %	Election Day	Absentee /Mail-in Ballots	Provisional
Carrie Heath	106	56.38% 	48	58	0
Sandra Beideman	79	42.02% 	40	39	0
Write-In Totals	3	1.60% 	3	0	0
Not Assigned	3	1.60% 	3	0	0
Total Votes Cast	188	100.00% 	91	97	0
Contest Totals	260		132	128	0




Summary Results Report
 General Primary May 17 2022
 May 17, 2022

OFFICIAL RESULTS

Tioga County




DEM DEM COMM Delmar Township S

Vote For 2

	TOTAL	VOTE %		Election Day	Absentee /Mail-in Ballots	Provisional
Write-In Totals	4	100.00%		1	3	0
Not Assigned	4	100.00%		1	3	0
Total Votes Cast	4	100.00%		1	3	0
Contest Totals	100			52	48	0

DEM DEM COMM Duncan Township

Vote For 2

	TOTAL	VOTE %		Election Day	Absentee /Mail-in Ballots	Provisional
Write-In Totals	1	100.00%		1	0	0
Not Assigned	1	100.00%		1	0	0
Total Votes Cast	1	100.00%		1	0	0
Contest Totals	8			8	0	0




DEM DEM COMM Elk Township

Vote For 2

	TOTAL	VOTE %		Election Day	Absentee /Mail-in Ballots	Provisional
Write-In Totals	0			0	0	0
Not Assigned	0			0	0	0
Total Votes Cast	0			0	0	0
Contest Totals	2			0	2	0




DEM DEM COMM Farmington Township

Vote For 2

	TOTAL	VOTE %		Election Day	Absentee /Mail-in Ballots	Provisional
Write-In Totals	1	100.00%		1	0	0
Not Assigned	1	100.00%		1	0	0
Total Votes Cast	1	100.00%		1	0	0
Contest Totals	54			40	14	0

DEM DEM COMM Gaines Township

Vote For 2

	TOTAL	VOTE %		Election Day	Absentee /Mail-in Ballots	Provisional
Write-In Totals	2	100.00%		0	2	0
Not Assigned	2	100.00%		0	2	0
Total Votes Cast	2	100.00%		0	2	0
Contest Totals	74			54	20	0

Summary Results Report
 General Primary May 17 2022
 May 17, 2022

OFFICIAL RESULTS

Tioga County




DEM DEM COMM Hamilton Township

Vote For 2

	TOTAL	VOTE %	Election Day	Absentee /Mail-in Ballots	Provisional
Write-In Totals	0		0	0	0
Not Assigned	0		0	0	0
Total Votes Cast	0		0	0	0
Contest Totals	32		22	10	0

DEM DEM COMM Jackson Township

Vote For 2

	TOTAL	VOTE %	Election Day	Absentee /Mail-in Ballots	Provisional
Write-In Totals	1	100.00% 	1	0	0
Not Assigned	1	100.00% 	1	0	0
Total Votes Cast	1	100.00% 	1	0	0
Contest Totals	88		48	40	0

DEM DEM COMM Lawrence Township

Vote For 2

	TOTAL	VOTE %	Election Day	Absentee /Mail-in Ballots	Provisional
Write-In Totals	0		0	0	0
Not Assigned	0		0	0	0
Total Votes Cast	0		0	0	0
Contest Totals	98		60	38	0




DEM DEM COMM Liberty Township

Vote For 2

	TOTAL	VOTE %	Election Day	Absentee /Mail-in Ballots	Provisional
Write-In Totals	0		0	0	0
Not Assigned	0		0	0	0
Total Votes Cast	0		0	0	0
Contest Totals	66		44	22	0

DEM DEM COMM Middlebury Township

Vote For 2

	TOTAL	VOTE %	Election Day	Absentee /Mail-in Ballots	Provisional
Write-In Totals	7	100.00% 	6	1	0
Not Assigned	7	100.00% 	6	1	0
Total Votes Cast	7	100.00% 	6	1	0
Contest Totals	92		70	22	0

Summary Results Report
 General Primary May 17 2022
 May 17, 2022

OFFICIAL RESULTS

Tioga County

DEM DEM COMM Morris Township

Vote For 2

	TOTAL	VOTE %	Election Day	Absentee /Mail-in Ballots	Provisional
Write-In Totals	5	100.00%	5	0	0
Not Assigned	5	100.00%	5	0	0
Total Votes Cast	5	100.00%	5	0	0
Contest Totals	66		44	22	0

DEM DEM COMM Nelson Township

Vote For 2

	TOTAL	VOTE %	Election Day	Absentee /Mail-in Ballots	Provisional
Write-In Totals	0		0	0	0
Not Assigned	0		0	0	0
Total Votes Cast	0		0	0	0
Contest Totals	36		28	8	0

DEM DEM COMM Osceola Township

Vote For 2

	TOTAL	VOTE %	Election Day	Absentee /Mail-in Ballots	Provisional
Write-In Totals	0		0	0	0
Not Assigned	0		0	0	0
Total Votes Cast	0		0	0	0
Contest Totals	44		36	8	0

DEM DEM COMM Putnam Township

Vote For 2

	TOTAL	VOTE %	Election Day	Absentee /Mail-in Ballots	Provisional
Write-In Totals	3	100.00%	3	0	0
Not Assigned	3	100.00%	3	0	0
Total Votes Cast	3	100.00%	3	0	0
Contest Totals	46		40	6	0

DEM DEM COMM Richmond Township

Vote For 2

	TOTAL	VOTE %	Election Day	Absentee /Mail-in Ballots	Provisional
Write-In Totals	8	100.00%	8	0	0
Not Assigned	8	100.00%	8	0	0
Total Votes Cast	8	100.00%	8	0	0
Contest Totals	228		132	94	2




Summary Results Report
 General Primary May 17 2022
 May 17, 2022

OFFICIAL RESULTS

Tioga County




DEM DEM COMM Rutland Township

Vote For 2

	TOTAL	VOTE %		Election Day	Absentee /Mail-in Ballots	Provisional
Write-In Totals	2	100.00%		2	0	0
Not Assigned	2	100.00%		2	0	0
Total Votes Cast	2	100.00%		2	0	0
Contest Totals	76			52	24	0




DEM DEM COMM Shippen Township

Vote For 2

	TOTAL	VOTE %		Election Day	Absentee /Mail-in Ballots	Provisional
Write-In Totals	6	100.00%		1	5	0
Not Assigned	6	100.00%		1	5	0
Total Votes Cast	6	100.00%		1	5	0
Contest Totals	28			10	18	0






DEM DEMCOMM Sullivan Township

Vote For 2

	TOTAL	VOTE %		Election Day	Absentee /Mail-in Ballots	Provisional
Write-In Totals	4	100.00%		3	1	0
Not Assigned	4	100.00%		3	1	0
Total Votes Cast	4	100.00%		3	1	0
Contest Totals	122			72	50	0

DEM DEM COMM Tioga Township

Vote For 2

	TOTAL	VOTE %		Election Day	Absentee /Mail-in Ballots	Provisional
Timothy W. Fay Sr.	21	55.26%		15	6	0
Sharon M. Breitenbeck	17	44.74%		11	6	0
Write-In Totals	0	0.00%		0	0	0
Not Assigned	0	0.00%		0	0	0
Total Votes Cast	38	100.00%		26	12	0
Contest Totals	44			32	12	0

DEM DEM COMM Union Township

Vote For 2

	TOTAL	VOTE %		Election Day	Absentee /Mail-in Ballots	Provisional
Write-In Totals	0			0	0	0
Not Assigned	0			0	0	0
Total Votes Cast	0			0	0	0
Contest Totals	80			68	12	0

Summary Results Report
 General Primary May 17 2022
 May 17, 2022

OFFICIAL RESULTS

Tioga County




DEM DEM COMM Ward Township

Vote For 2

	TOTAL	VOTE %	Election Day	Absentee /Mail-in Ballots	Provisional
Write-In Totals	0		0	0	0
Not Assigned	0		0	0	0
Total Votes Cast	0		0	0	0
Contest Totals	14		6	8	0












DEM DEM COMM Westfield Township

Vote For 2

	TOTAL	VOTE %	Election Day	Absentee /Mail-in Ballots	Provisional
Write-In Totals	1	100.00% 	1	0	0
Not Assigned	1	100.00% 	1	0	0
Total Votes Cast	1	100.00% 	1	0	0
Contest Totals	54		40	14	0

REP UNITED STATES SENATOR

Vote For 1

	TOTAL	VOTE %	Election Day	Absentee /Mail-in Ballots	Provisional
Dave McCormick	2,199	32.46% 	1,974	222	3
Mehmet Oz	1,794	26.48% 	1,697	95	2
Kathy Barnette	1,735	25.61% 	1,621	111	3
Carla Sands	524	7.73% 	455	69	0
Jeff Bartos	357	5.27% 	316	40	1
George Bochetto	79	1.17% 	65	14	0
Sean Gale	70	1.03% 	62	8	0
Write-In: John Fetterman	13	0.19% 	6	7	0
Write-In Totals	17	0.25% 	10	7	0
Not Assigned	4	0.06% 	4	0	0
Total Votes Cast	6,775	100.00% 	6,200	566	9
Contest Totals	6,919		6,321	589	9

Summary Results Report
 General Primary May 17 2022
 May 17, 2022

OFFICIAL RESULTS

Tioga County

REP GOVERNOR

Vote For 1

	TOTAL	VOTE %	Election Day	Absentee /Mail-in Ballots	Provisional
Douglas V. Mastriano	3,876	57.24%	3,738	134	4
Lou Barletta	862	12.73%	786	75	1
Dave White	761	11.24%	651	108	2
Bill McSwain	519	7.66%	430	88	1
Melissa Hart	270	3.99%	209	61	0
Jake Corman	159	2.35%	120	39	0
Nche Zama	124	1.83%	101	23	0
Charlie Gerow	107	1.58%	86	20	1
Joe Gale	66	0.97%	58	8	0
Write-In: Josh Shapiro	20	0.30%	12	8	0
Write-In Totals	27	0.40%	17	10	0
Not Assigned	7	0.10%	5	2	0
Total Votes Cast	6,771	100.00%	6,196	566	9
Contest Totals	6,919		6,321	589	9

REP LIEUTENANT GOVERNOR

Vote For 1

	TOTAL	VOTE %	Election Day	Absentee /Mail-in Ballots	Provisional
Teddy Daniels	1,058	17.21%	986	71	1
Jeff Coleman	971	15.80%	897	71	3
Rick Saccone	872	14.19%	798	72	2
Carrie Lewis DelRosso	866	14.09%	762	103	1
James Earl Jones	704	11.45%	651	52	1
Clarice Schillinger	565	9.19%	518	47	0
Chris Frye	444	7.22%	405	39	0
John Brown	383	6.23%	347	36	0
Russ Diamond	261	4.25%	233	27	1
Write-In: Austin Davis	7	0.11%	1	6	0
Write-In: Brian Sims	2	0.03%	2	0	0
Write-In Totals	22	0.36%	15	7	0
Not Assigned	13	0.21%	12	1	0
Total Votes Cast	6,146	100.00%	5,612	525	9
Contest Totals	6,919		6,321	589	9

REP REP IN CONGRESS 15TH DIS

Vote For 1

	TOTAL	VOTE %	Election Day	Absentee /Mail-in Ballots	Provisional
Glenn GT Thompson	5,556	99.20%	5,073	478	5
Write-In Totals	45	0.80%	35	9	1
Not Assigned	45	0.80%	35	9	1
Total Votes Cast	5,601	100.00%	5,108	487	6
Contest Totals	6,919		6,321	589	9

Summary Results Report
 General Primary May 17 2022
 May 17, 2022

OFFICIAL RESULTS

Tioga County

REP REP IN THE GEN ASSEM 68TH DIS

Vote For 1

	TOTAL	VOTE %		Election Day	Absentee /Mail-in Ballots	Provisional
Clint Owlett	6,497	99.63%		5,950	540	7
Write-In Totals	24	0.37%		19	4	1
Not Assigned	24	0.37%		19	4	1
Total Votes Cast	6,521	100.00%		5,969	544	8
Contest Totals	6,919			6,321	589	9

REP MEMBER OF THE REPUBLICAN STATE COMMITTEE

Vote For 2

	TOTAL	VOTE %		Election Day	Absentee /Mail-in Ballots	Provisional
Gary Wilson	4,404	42.47%		3,974	424	6
Sandy Wilson	4,339	41.85%		3,962	374	3
Carol Druck	1,566	15.10%		1,411	152	3
Write-In Totals	60	0.58%		54	6	0
Not Assigned	60	0.58%		54	6	0
Total Votes Cast	10,369	100.00%		9,401	956	12
Contest Totals	13,838			12,642	1,178	18

REP REP COMM MAN Blossburg Borough

Vote For 1

	TOTAL	VOTE %		Election Day	Absentee /Mail-in Ballots	Provisional
Write-In Totals	7	100.00%		7	0	0
Not Assigned	7	100.00%		7	0	0
Total Votes Cast	7	100.00%		7	0	0
Contest Totals	187			171	16	0

REP REP COMM MAN Elkland Borough

Vote For 1

	TOTAL	VOTE %		Election Day	Absentee /Mail-in Ballots	Provisional
Write-In Totals	2	100.00%		1	1	0
Not Assigned	2	100.00%		1	1	0
Total Votes Cast	2	100.00%		1	1	0
Contest Totals	153			134	18	1

REP REP COMM MAN Knoxville Borough

Vote For 1

	TOTAL	VOTE %		Election Day	Absentee /Mail-in Ballots	Provisional
Write-In Totals	1	100.00%		1	0	0
Not Assigned	1	100.00%		1	0	0
Total Votes Cast	1	100.00%		1	0	0
Contest Totals	75			69	6	0

Summary Results Report
 General Primary May 17 2022
 May 17, 2022

OFFICIAL RESULTS

Tioga County

REP REP COMM MAN Lawrenceville Borough

Vote For 1

	TOTAL	VOTE %	Election Day	Absentee /Mail-in Ballots	Provisional
Write-In Totals	1	100.00%	1	0	0
Not Assigned	1	100.00%	1	0	0
Total Votes Cast	1	100.00%	1	0	0
Contest Totals	66		65	1	0

REP REP COMM MAN Liberty Borough

Vote For 1

	TOTAL	VOTE %	Election Day	Absentee /Mail-in Ballots	Provisional
Write-In Totals	0		0	0	0
Not Assigned	0		0	0	0
Total Votes Cast	0		0	0	0
Contest Totals	46		45	1	0

REP REP COMM MAN Mansfield Borough

Vote For 1

	TOTAL	VOTE %	Election Day	Absentee /Mail-in Ballots	Provisional
Write-In: Richard Colegrove	31	75.61%	31	0	0
Write-In Totals	41	100.00%	39	2	0
Not Assigned	10	24.39%	8	2	0
Total Votes Cast	41	100.00%	39	2	0
Contest Totals	222		203	19	0

REP REP COMM MAN Roseville Borough

Vote For 1

	TOTAL	VOTE %	Election Day	Absentee /Mail-in Ballots	Provisional
Write-In Totals	1	100.00%	1	0	0
Not Assigned	1	100.00%	1	0	0
Total Votes Cast	1	100.00%	1	0	0
Contest Totals	25		23	1	1

REP REP COMM MAN Tioga Borough

Vote For 1

	TOTAL	VOTE %	Election Day	Absentee /Mail-in Ballots	Provisional
Write-In Totals	3	100.00%	3	0	0
Not Assigned	3	100.00%	3	0	0
Total Votes Cast	3	100.00%	3	0	0
Contest Totals	76		70	6	0





Summary Results Report
 General Primary May 17 2022
 May 17, 2022

OFFICIAL RESULTS

Tioga County




REP REP COMM MAN Wellsboro Boro Ward 1

Vote For 1

	TOTAL	VOTE %		Election Day	Absentee /Mail-in Ballots	Provisional
Write-In: Billy Jack Linsley	52	85.25%		51	0	1
Write-In Totals	61	100.00%		57	3	1
Not Assigned	9	14.75%		6	3	0
Total Votes Cast	61	100.00%		57	3	1
Contest Totals	272			242	28	2




REP REP COMM MAN Wellsboro Boro Ward 2

Vote For 1

	TOTAL	VOTE %		Election Day	Absentee /Mail-in Ballots	Provisional
Write-In Totals	20	100.00%		16	4	0
Not Assigned	20	100.00%		16	4	0
Total Votes Cast	20	100.00%		16	4	0
Contest Totals	290			241	49	0




REP REP COMM MAN Westfield Borough

Vote For 1

	TOTAL	VOTE %		Election Day	Absentee /Mail-in Ballots	Provisional
Write-In Totals	4	100.00%		2	2	0
Not Assigned	4	100.00%		2	2	0
Total Votes Cast	4	100.00%		2	2	0
Contest Totals	118			109	9	0




REP REP COMM MAN Bloss Township

Vote For 1

	TOTAL	VOTE %		Election Day	Absentee /Mail-in Ballots	Provisional
Write-In Totals	1	100.00%		1	0	0
Not Assigned	1	100.00%		1	0	0
Total Votes Cast	1	100.00%		1	0	0
Contest Totals	84			80	4	0

REP REP COMM MAN Brookfield township

Vote For 1

	TOTAL	VOTE %		Election Day	Absentee /Mail-in Ballots	Provisional
Write-In Totals	2	100.00%		2	0	0
Not Assigned	2	100.00%		2	0	0
Total Votes Cast	2	100.00%		2	0	0
Contest Totals	84			81	3	0

Summary Results Report
 General Primary May 17 2022
 May 17, 2022

OFFICIAL RESULTS

Tioga County

REP REP COMM MAN Charleston Township

Vote For 1

	TOTAL	VOTE %		Election Day	Absentee /Mail-in Ballots	Provisional
Gary Wilson	601	100.00%	<div style="width: 100%; height: 10px; background-color: #ffc107;"></div>	515	86	0
Write-In Totals	0	0.00%	<div style="width: 0%; height: 10px; background-color: #6c757d;"></div>	0	0	0
Not Assigned	0	0.00%	<div style="width: 0%; height: 10px; background-color: #6c757d;"></div>	0	0	0
Total Votes Cast	601	100.00%	<div style="width: 100%; height: 10px; background-color: #ffc107;"></div>	515	86	0
Contest Totals	650			552	98	0

REP REP COMM MAN Chatham Township

Vote For 1

	TOTAL	VOTE %		Election Day	Absentee /Mail-in Ballots	Provisional
Write-In Totals	6	100.00%	<div style="width: 100%; height: 10px; background-color: #ffc107;"></div>	6	0	0
Not Assigned	6	100.00%	<div style="width: 100%; height: 10px; background-color: #ffc107;"></div>	6	0	0
Total Votes Cast	6	100.00%	<div style="width: 100%; height: 10px; background-color: #ffc107;"></div>	6	0	0
Contest Totals	114			109	5	0

REP REP COMM MAN Clymer Township

Vote For 1

	TOTAL	VOTE %		Election Day	Absentee /Mail-in Ballots	Provisional
Philip Druck	97	98.98%	<div style="width: 98.98%; height: 10px; background-color: #ffc107;"></div>	93	4	0
Write-In Totals	1	1.02%	<div style="width: 1.02%; height: 10px; background-color: #6c757d;"></div>	1	0	0
Not Assigned	1	1.02%	<div style="width: 1.02%; height: 10px; background-color: #6c757d;"></div>	1	0	0
Total Votes Cast	98	100.00%	<div style="width: 100%; height: 10px; background-color: #ffc107;"></div>	94	4	0
Contest Totals	125			119	6	0

REP REP COMM MAN Covington Township

Vote For 1

	TOTAL	VOTE %		Election Day	Absentee /Mail-in Ballots	Provisional
Write-In Totals	3	100.00%	<div style="width: 100%; height: 10px; background-color: #ffc107;"></div>	3	0	0
Not Assigned	3	100.00%	<div style="width: 100%; height: 10px; background-color: #ffc107;"></div>	3	0	0
Total Votes Cast	3	100.00%	<div style="width: 100%; height: 10px; background-color: #ffc107;"></div>	3	0	0
Contest Totals	226			205	21	0

REP REP COMM MAN Deerfield Township

Vote For 1

	TOTAL	VOTE %		Election Day	Absentee /Mail-in Ballots	Provisional
Write-In Totals	2	100.00%	<div style="width: 100%; height: 10px; background-color: #ffc107;"></div>	2	0	0
Not Assigned	2	100.00%	<div style="width: 100%; height: 10px; background-color: #ffc107;"></div>	2	0	0
Total Votes Cast	2	100.00%	<div style="width: 100%; height: 10px; background-color: #ffc107;"></div>	2	0	0
Contest Totals	121			112	9	0




Summary Results Report
 General Primary May 17 2022
 May 17, 2022

OFFICIAL RESULTS

Tioga County




REP REP COMM MAN Delmar Township N

Vote For 1

	TOTAL	VOTE %		Election Day	Absentee /Mail-in Ballots	Provisional
Write-In Totals	6	100.00%		5	1	0
Not Assigned	6	100.00%		5	1	0
Total Votes Cast	6	100.00%		5	1	0
Contest Totals	372			336	35	1




REP REP COMM MAN Delmar Township S

Vote For 1

	TOTAL	VOTE %		Election Day	Absentee /Mail-in Ballots	Provisional
Write-In Totals	5	100.00%		4	1	0
Not Assigned	5	100.00%		4	1	0
Total Votes Cast	5	100.00%		4	1	0
Contest Totals	216			208	8	0

REP REP COMM MAN Duncan Township

Vote For 1

	TOTAL	VOTE %		Election Day	Absentee /Mail-in Ballots	Provisional
Write-In Totals	10	100.00%		9	1	0
Not Assigned	10	100.00%		9	1	0
Total Votes Cast	10	100.00%		9	1	0
Contest Totals	31			22	9	0




REP REP COMM MAN Elk Township

Vote For 1

	TOTAL	VOTE %		Election Day	Absentee /Mail-in Ballots	Provisional
Write-In Totals	0			0	0	0
Not Assigned	0			0	0	0
Total Votes Cast	0			0	0	0
Contest Totals	14			14	0	0

REP REP COMM MAN Farmington Township

Vote For 1

	TOTAL	VOTE %		Election Day	Absentee /Mail-in Ballots	Provisional
Write-In Totals	7	100.00%		7	0	0
Not Assigned	7	100.00%		7	0	0
Total Votes Cast	7	100.00%		7	0	0
Contest Totals	124			117	7	0

Summary Results Report
 General Primary May 17 2022
 May 17, 2022

OFFICIAL RESULTS

Tioga County

REP REP COMM MAN Gaines Township

Vote For 1

	TOTAL	VOTE %		Election Day	Absentee /Mail-in Ballots	Provisional
Thaddeus K. Stevens	108	100.00%	<div style="width: 100%; height: 10px; background-color: #ffc107;"></div>	95	13	0
Write-In Totals	0	0.00%	<div style="width: 0%; height: 10px; background-color: #6c757d;"></div>	0	0	0
Not Assigned	0	0.00%	<div style="width: 0%; height: 10px; background-color: #6c757d;"></div>	0	0	0
Total Votes Cast	108	100.00%	<div style="width: 100%; height: 10px; background-color: #ffc107;"></div>	95	13	0
Contest Totals	116			102	14	0

REP REP COMM MAN Hamilton Township

Vote For 1

	TOTAL	VOTE %		Election Day	Absentee /Mail-in Ballots	Provisional
Write-In Totals	1	100.00%	<div style="width: 100%; height: 10px; background-color: #ffc107;"></div>	1	0	0
Not Assigned	1	100.00%	<div style="width: 100%; height: 10px; background-color: #ffc107;"></div>	1	0	0
Total Votes Cast	1	100.00%	<div style="width: 100%; height: 10px; background-color: #ffc107;"></div>	1	0	0
Contest Totals	68			61	7	0

REP REP COMM MAN Jackson Township

Vote For 1

	TOTAL	VOTE %		Election Day	Absentee /Mail-in Ballots	Provisional
Donald E. Hoffman Jr.	319	99.69%	<div style="width: 99.69%; height: 10px; background-color: #ffc107;"></div>	297	20	2
Write-In Totals	1	0.31%	<div style="width: 0.31%; height: 10px; background-color: #6c757d;"></div>	1	0	0
Not Assigned	1	0.31%	<div style="width: 0.31%; height: 10px; background-color: #6c757d;"></div>	1	0	0
Total Votes Cast	320	100.00%	<div style="width: 100%; height: 10px; background-color: #ffc107;"></div>	298	20	2
Contest Totals	354			329	23	2

REP REP COMM MAN Lawrence Township

Vote For 1

	TOTAL	VOTE %		Election Day	Absentee /Mail-in Ballots	Provisional
Write-In Totals	12	100.00%	<div style="width: 100%; height: 10px; background-color: #ffc107;"></div>	12	0	0
Not Assigned	12	100.00%	<div style="width: 100%; height: 10px; background-color: #ffc107;"></div>	12	0	0
Total Votes Cast	12	100.00%	<div style="width: 100%; height: 10px; background-color: #ffc107;"></div>	12	0	0
Contest Totals	229			204	25	0

REP REP COMM MAN Liberty Township





Vote For 1

	TOTAL	VOTE %		Election Day	Absentee /Mail-in Ballots	Provisional
Write-In Totals	3	100.00%	<div style="width: 100%; height: 10px; background-color: #ffc107;"></div>	3	0	0
Not Assigned	3	100.00%	<div style="width: 100%; height: 10px; background-color: #ffc107;"></div>	3	0	0
Total Votes Cast	3	100.00%	<div style="width: 100%; height: 10px; background-color: #ffc107;"></div>	3	0	0
Contest Totals	250			235	14	1

Summary Results Report
 General Primary May 17 2022
 May 17, 2022




REP REP COMM MAN Middlebury Township

Vote For 1

	TOTAL	VOTE %		Election Day	Absentee /Mail-in Ballots	Provisional
Write-In: Gary Wilson	65	92.86%		65	0	0
Write-In Totals	70	100.00%		70	0	0
Not Assigned	5	7.14%		5	0	0
Total Votes Cast	70	100.00%		70	0	0
Contest Totals	303			281	22	0




REP REP COMM MAN Morris Township

Vote For 1

	TOTAL	VOTE %		Election Day	Absentee /Mail-in Ballots	Provisional
Write-In Totals	5	100.00%		4	1	0
Not Assigned	5	100.00%		4	1	0
Total Votes Cast	5	100.00%		4	1	0
Contest Totals	159			154	5	0




REP REP COMM MAN Nelson Township

Vote For 1

	TOTAL	VOTE %		Election Day	Absentee /Mail-in Ballots	Provisional
Write-In Totals	6	100.00%		6	0	0
Not Assigned	6	100.00%		6	0	0
Total Votes Cast	6	100.00%		6	0	0
Contest Totals	76			74	2	0




REP REP COMM MAN Osceola Township

Vote For 1

	TOTAL	VOTE %		Election Day	Absentee /Mail-in Ballots	Provisional
Write-In Totals	2	100.00%		2	0	0
Not Assigned	2	100.00%		2	0	0
Total Votes Cast	2	100.00%		2	0	0
Contest Totals	84			81	3	0

REP REP COMM MAN Putnam Township

Vote For 1

	TOTAL	VOTE %		Election Day	Absentee /Mail-in Ballots	Provisional
Write-In Totals	4	100.00%		4	0	0
Not Assigned	4	100.00%		4	0	0
Total Votes Cast	4	100.00%		4	0	0
Contest Totals	78			76	2	0

Summary Results Report
 General Primary May 17 2022
 May 17, 2022

OFFICIAL RESULTS

Tioga County

REP REP COMM MAN Richmond Township

Vote For 1

	TOTAL	VOTE %		Election Day	Absentee /Mail-in Ballots	Provisional
Write-In: Charles Caswell	37	50.68%		37	0	0
Write-In Totals	73	100.00%		68	5	0
Not Assigned	36	49.32%		31	5	0
Total Votes Cast	73	100.00%		68	5	0
Contest Totals	444			405	39	0

REP REP COMM MAN Rutland Township

Vote For 1

	TOTAL	VOTE %		Election Day	Absentee /Mail-in Ballots	Provisional
Write-In: Mark Hamilton	12	75.00%		11	1	0
Write-In Totals	16	100.00%		14	2	0
Not Assigned	4	25.00%		3	1	0
Total Votes Cast	16	100.00%		14	2	0
Contest Totals	163			152	11	0

REP REP COMM MAN Shippen Township

Vote For 1

	TOTAL	VOTE %		Election Day	Absentee /Mail-in Ballots	Provisional
Write-In Totals	8	100.00%		8	0	0
Not Assigned	8	100.00%		8	0	0
Total Votes Cast	8	100.00%		8	0	0
Contest Totals	96			87	9	0

REP REP COMM MAN Sullivan Township

Vote For 1

	TOTAL	VOTE %		Election Day	Absentee /Mail-in Ballots	Provisional
Write-In Totals	15	100.00%		12	3	0
Not Assigned	15	100.00%		12	3	0
Total Votes Cast	15	100.00%		12	3	0
Contest Totals	315			291	24	0

REP REP COMM MAN Tioga Township

Vote For 1

	TOTAL	VOTE %		Election Day	Absentee /Mail-in Ballots	Provisional
Write-In Totals	3	100.00%		2	1	0
Not Assigned	3	100.00%		2	1	0
Total Votes Cast	3	100.00%		2	1	0
Contest Totals	124			110	13	1




Summary Results Report
 General Primary May 17 2022
 May 17, 2022

OFFICIAL RESULTS

Tioga County





REP REP COMM MAN Union Township

Vote For 1

	TOTAL	VOTE %		Election Day	Absentee /Mail-in Ballots	Provisional
Write-In Totals	12	100.00%		12	0	0
Not Assigned	12	100.00%		12	0	0
Total Votes Cast	12	100.00%		12	0	0
Contest Totals	167			159	8	0




REP REP COMM MAN Ward Township

Vote For 1

	TOTAL	VOTE %		Election Day	Absentee /Mail-in Ballots	Provisional
Write-In: Brian Dietrich	10	100.00%		10	0	0
Write-In Totals	10	100.00%		10	0	0
Not Assigned	0	0.00%		0	0	0
Total Votes Cast	10	100.00%		10	0	0
Contest Totals	51			51	0	0




REP REP COMM MAN Westfield Township

Vote For 1

	TOTAL	VOTE %		Election Day	Absentee /Mail-in Ballots	Provisional
Write-In Totals	3	100.00%		3	0	0
Not Assigned	3	100.00%		3	0	0
Total Votes Cast	3	100.00%		3	0	0
Contest Totals	151			142	9	0




REP REP COMM WOMAN Blossburg Borough

Vote For 1

	TOTAL	VOTE %		Election Day	Absentee /Mail-in Ballots	Provisional
Write-In Totals	5	100.00%		5	0	0
Not Assigned	5	100.00%		5	0	0
Total Votes Cast	5	100.00%		5	0	0
Contest Totals	187			171	16	0

REP REP COMM WOMAN Eikland Borough

Vote For 1

	TOTAL	VOTE %		Election Day	Absentee /Mail-in Ballots	Provisional
Write-In Totals	2	100.00%		1	1	0
Not Assigned	2	100.00%		1	1	0
Total Votes Cast	2	100.00%		1	1	0
Contest Totals	153			134	18	1

Summary Results Report
 General Primary May 17 2022
 May 17, 2022

OFFICIAL RESULTS

Tioga County

REP REP COMM WOMAN Knoxville Borough

Vote For 1

	TOTAL	VOTE %		Election Day	Absentee /Mail-in Ballots	Provisional
Write-In Totals	1	100.00%	<div style="width: 100%; height: 10px; background-color: #ffc107;"></div>	1	0	0
Not Assigned	1	100.00%	<div style="width: 100%; height: 10px; background-color: #ffc107;"></div>	1	0	0
Total Votes Cast	1	100.00%	<div style="width: 100%; height: 10px; background-color: #ffc107;"></div>	1	0	0
Contest Totals	75			69	6	0

REP REP COMM WOMAN Lawrenceville Boro

Vote For 1

	TOTAL	VOTE %		Election Day	Absentee /Mail-in Ballots	Provisional
Write-In Totals	0			0	0	0
Not Assigned	0			0	0	0
Total Votes Cast	0			0	0	0
Contest Totals	66			65	1	0

REP REP COMM WOMAN Liberty Borough

Vote For 1

	TOTAL	VOTE %		Election Day	Absentee /Mail-in Ballots	Provisional
Write-In Totals	1	100.00%	<div style="width: 100%; height: 10px; background-color: #ffc107;"></div>	1	0	0
Not Assigned	1	100.00%	<div style="width: 100%; height: 10px; background-color: #ffc107;"></div>	1	0	0
Total Votes Cast	1	100.00%	<div style="width: 100%; height: 10px; background-color: #ffc107;"></div>	1	0	0
Contest Totals	46			45	1	0

REP REP COMM WOMAN Mansfield Borough

Vote For 1

	TOTAL	VOTE %		Election Day	Absentee /Mail-in Ballots	Provisional
Marie Y. Seymour	184	97.87%	<div style="width: 97.87%; height: 10px; background-color: #ffc107;"></div>	168	16	0
Write-In Totals	4	2.13%	<div style="width: 2.13%; height: 10px; background-color: #6c757d;"></div>	3	1	0
Not Assigned	4	2.13%	<div style="width: 2.13%; height: 10px; background-color: #6c757d;"></div>	3	1	0
Total Votes Cast	188	100.00%	<div style="width: 100%; height: 10px; background-color: #ffc107;"></div>	171	17	0
Contest Totals	222			203	19	0

REP REP COMM WOMAN Roseville Borough

Vote For 1

	TOTAL	VOTE %		Election Day	Absentee /Mail-in Ballots	Provisional
Write-In Totals	0			0	0	0
Not Assigned	0			0	0	0
Total Votes Cast	0			0	0	0
Contest Totals	25			23	1	1




Summary Results Report
 General Primary May 17 2022
 May 17, 2022

OFFICIAL RESULTS

Tioga County





REP REP COMM WOMAN Tioga Borough

Vote For 1

	TOTAL	VOTE %		Election Day	Absentee /Mail-in Ballots	Provisional
Write-In Totals	1	100.00%		1	0	0
Not Assigned	1	100.00%		1	0	0
Total Votes Cast	1	100.00%		1	0	0
Contest Totals	76			70	6	0




REP REP COMM WOMAN Wellsboro Ward 1

Vote For 1

	TOTAL	VOTE %		Election Day	Absentee /Mail-in Ballots	Provisional
Jane E. Wetherbee	224	100.00%		198	24	2
Write-In Totals	0	0.00%		0	0	0
Not Assigned	0	0.00%		0	0	0
Total Votes Cast	224	100.00%		198	24	2
Contest Totals	272			242	28	2




REP REP COMM WOMAN Wellsboro Ward 2

Vote For 1

	TOTAL	VOTE %		Election Day	Absentee /Mail-in Ballots	Provisional
Write-In Totals	21	100.00%		18	3	0
Not Assigned	21	100.00%		18	3	0
Total Votes Cast	21	100.00%		18	3	0
Contest Totals	290			241	49	0




REP REP COMM WOMAN Westfield Borough

Vote For 1

	TOTAL	VOTE %		Election Day	Absentee /Mail-in Ballots	Provisional
Write-In Totals	8	100.00%		6	2	0
Not Assigned	8	100.00%		6	2	0
Total Votes Cast	8	100.00%		6	2	0
Contest Totals	118			109	9	0

REP REP COMM WOMAN Bloss Township

Vote For 1

	TOTAL	VOTE %		Election Day	Absentee /Mail-in Ballots	Provisional
Write-In Totals	1	100.00%		1	0	0
Not Assigned	1	100.00%		1	0	0
Total Votes Cast	1	100.00%		1	0	0
Contest Totals	84			80	4	0

Summary Results Report
 General Primary May 17 2022
 May 17, 2022

OFFICIAL RESULTS

Tioga County

REP REP COMM WOMAN Brookfield township

Vote For 1

	TOTAL	VOTE %		Election Day	Absentee /Mail-in Ballots	Provisional
Write-In Totals	2	100.00%	<div style="width: 100%; height: 10px; background-color: #ffc107;"></div>	2	0	0
Not Assigned	2	100.00%	<div style="width: 100%; height: 10px; background-color: #ffc107;"></div>	2	0	0
Total Votes Cast	2	100.00%	<div style="width: 100%; height: 10px; background-color: #ffc107;"></div>	2	0	0
Contest Totals	84			81	3	0

REP REP COMM WOMAN Charleston Township

Vote For 1

	TOTAL	VOTE %		Election Day	Absentee /Mail-in Ballots	Provisional
Pamela J. English	586	98.65%	<div style="width: 98.65%; height: 10px; background-color: #ffc107;"></div>	504	82	0
Write-In Totals	8	1.35%	<div style="width: 1.35%; height: 10px; background-color: #6c757d;"></div>	7	1	0
Not Assigned	8	1.35%	<div style="width: 1.35%; height: 10px; background-color: #6c757d;"></div>	7	1	0
Total Votes Cast	594	100.00%	<div style="width: 100%; height: 10px; background-color: #ffc107;"></div>	511	83	0
Contest Totals	650			552	98	0

REP REP COMM WOMAN Chatham Township

Vote For 1

	TOTAL	VOTE %		Election Day	Absentee /Mail-in Ballots	Provisional
Write-In Totals	1	100.00%	<div style="width: 100%; height: 10px; background-color: #ffc107;"></div>	1	0	0
Not Assigned	1	100.00%	<div style="width: 100%; height: 10px; background-color: #ffc107;"></div>	1	0	0
Total Votes Cast	1	100.00%	<div style="width: 100%; height: 10px; background-color: #ffc107;"></div>	1	0	0
Contest Totals	114			109	5	0

REP REP COMM WOMAN Clymer Township

Vote For 1

	TOTAL	VOTE %		Election Day	Absentee /Mail-in Ballots	Provisional
Carol Druck	93	98.94%	<div style="width: 98.94%; height: 10px; background-color: #ffc107;"></div>	90	3	0
Write-In Totals	1	1.06%	<div style="width: 1.06%; height: 10px; background-color: #6c757d;"></div>	1	0	0
Not Assigned	1	1.06%	<div style="width: 1.06%; height: 10px; background-color: #6c757d;"></div>	1	0	0
Total Votes Cast	94	100.00%	<div style="width: 100%; height: 10px; background-color: #ffc107;"></div>	91	3	0
Contest Totals	125			119	6	0

REP REP COMM WOMAN Covington Township

Vote For 1

	TOTAL	VOTE %		Election Day	Absentee /Mail-in Ballots	Provisional
Write-In Totals	0			0	0	0
Not Assigned	0			0	0	0
Total Votes Cast	0			0	0	0
Contest Totals	226			205	21	0

Summary Results Report
 General Primary May 17 2022
 May 17, 2022

OFFICIAL RESULTS

Tioga County




REP REP COMM WOMAN Deerfield Township

Vote For 1

	TOTAL	VOTE %	Election Day	Absentee /Mail-in Ballots	Provisional
Write-In Totals	0		0	0	0
Not Assigned	0		0	0	0
Total Votes Cast	0		0	0	0
Contest Totals	121		112	9	0




REP REP COMM WOMAN Delmar Township N

Vote For 1

	TOTAL	VOTE %	Election Day	Absentee /Mail-in Ballots	Provisional
Write-In Totals	11	100.00% 	10	1	0
Not Assigned	11	100.00% 	10	1	0
Total Votes Cast	11	100.00% 	10	1	0
Contest Totals	372		336	35	1




REP REP COMM WOMAN Delmar Township S

Vote For 1

	TOTAL	VOTE %	Election Day	Absentee /Mail-in Ballots	Provisional
Write-In Totals	2	100.00% 	1	1	0
Not Assigned	2	100.00% 	1	1	0
Total Votes Cast	2	100.00% 	1	1	0
Contest Totals	216		208	8	0

REP REP COMM WOMAN Duncan Township

Vote For 1

	TOTAL	VOTE %	Election Day	Absentee /Mail-in Ballots	Provisional
Write-In Totals	4	100.00% 	3	1	0
Not Assigned	4	100.00% 	3	1	0
Total Votes Cast	4	100.00% 	3	1	0
Contest Totals	31		22	9	0

REP REP COMM WOMAN Elk Township

Vote For 1

	TOTAL	VOTE %	Election Day	Absentee /Mail-in Ballots	Provisional
Write-In Totals	0		0	0	0
Not Assigned	0		0	0	0
Total Votes Cast	0		0	0	0
Contest Totals	14		14	0	0

Summary Results Report
 General Primary May 17 2022
 May 17, 2022

OFFICIAL RESULTS

Tioga County

REP REP COMM WOMAN Farmington Township

Vote For 1

	TOTAL	VOTE %		Election Day	Absentee /Mail-in Ballots	Provisional
Write-In Totals	3	100.00%	<div style="width: 100%; height: 10px; background-color: #FFD700;"></div>	3	0	0
Not Assigned	3	100.00%	<div style="width: 100%; height: 10px; background-color: #FFD700;"></div>	3	0	0
Total Votes Cast	3	100.00%	<div style="width: 100%; height: 10px; background-color: #FFD700;"></div>	3	0	0
Contest Totals	124			117	7	0

REP REP COMM WOMAN Gaines Township

Vote For 1

	TOTAL	VOTE %		Election Day	Absentee /Mail-in Ballots	Provisional
Sandra L. Stevens	103	100.00%	<div style="width: 100%; height: 10px; background-color: #FFD700;"></div>	90	13	0
Write-In Totals	0	0.00%	<div style="width: 0%; height: 10px; background-color: #FFD700;"></div>	0	0	0
Not Assigned	0	0.00%	<div style="width: 0%; height: 10px; background-color: #FFD700;"></div>	0	0	0
Total Votes Cast	103	100.00%	<div style="width: 100%; height: 10px; background-color: #FFD700;"></div>	90	13	0
Contest Totals	116			102	14	0

REP REP COMM WOMAN Hamilton Township

Vote For 1

	TOTAL	VOTE %		Election Day	Absentee /Mail-in Ballots	Provisional
Write-In Totals	0		<div style="width: 0%; height: 10px; background-color: #FFD700;"></div>	0	0	0
Not Assigned	0		<div style="width: 0%; height: 10px; background-color: #FFD700;"></div>	0	0	0
Total Votes Cast	0		<div style="width: 0%; height: 10px; background-color: #FFD700;"></div>	0	0	0
Contest Totals	68			61	7	0

REP REP COMM WOMAN Jackson Township

Vote For 1

	TOTAL	VOTE %		Election Day	Absentee /Mail-in Ballots	Provisional
Write-In Totals	12	100.00%	<div style="width: 100%; height: 10px; background-color: #FFD700;"></div>	11	1	0
Not Assigned	12	100.00%	<div style="width: 100%; height: 10px; background-color: #FFD700;"></div>	11	1	0
Total Votes Cast	12	100.00%	<div style="width: 100%; height: 10px; background-color: #FFD700;"></div>	11	1	0
Contest Totals	354			329	23	2

REP REP COMM WOMAN Lawrence Township

Vote For 1

	TOTAL	VOTE %		Election Day	Absentee /Mail-in Ballots	Provisional
Write-In Totals	12	100.00%	<div style="width: 100%; height: 10px; background-color: #FFD700;"></div>	12	0	0
Not Assigned	12	100.00%	<div style="width: 100%; height: 10px; background-color: #FFD700;"></div>	12	0	0
Total Votes Cast	12	100.00%	<div style="width: 100%; height: 10px; background-color: #FFD700;"></div>	12	0	0
Contest Totals	229			204	25	0

Summary Results Report
 General Primary May 17 2022
 May 17, 2022

OFFICIAL RESULTS

Tioga County

REP REP COMM WOMAN Liberty Township

Vote For 1

	TOTAL	VOTE %	Election Day	Absentee /Mail-in Ballots	Provisional
Write-In Totals	6	100.00%	6	0	0
Not Assigned	6	100.00%	6	0	0
Total Votes Cast	6	100.00%	6	0	0
Contest Totals	250		235	14	1

REP REP COMM WOMAN Middlebury Township

Vote For 1

	TOTAL	VOTE %	Election Day	Absentee /Mail-in Ballots	Provisional
Write-In: Joy Childs	65	92.86%	65	0	0
Write-In Totals	70	100.00%	70	0	0
Not Assigned	5	7.14%	5	0	0
Total Votes Cast	70	100.00%	70	0	0
Contest Totals	303		281	22	0

REP REP COMM WOMAN Morris Township

Vote For 1

	TOTAL	VOTE %	Election Day	Absentee /Mail-in Ballots	Provisional
Write-In: Lauren Owlett	19	82.61%	19	0	0
Write-In Totals	23	100.00%	22	1	0
Not Assigned	4	17.39%	3	1	0
Total Votes Cast	23	100.00%	22	1	0
Contest Totals	159		154	5	0

REP REP COMM WOMAN Nelson Township

Vote For 1

	TOTAL	VOTE %	Election Day	Absentee /Mail-in Ballots	Provisional
Write-In Totals	2	100.00%	2	0	0
Not Assigned	2	100.00%	2	0	0
Total Votes Cast	2	100.00%	2	0	0
Contest Totals	76		74	2	0

REP REP COMM WOMAN Osceola Township

Vote For 1

	TOTAL	VOTE %	Election Day	Absentee /Mail-in Ballots	Provisional
Write-In Totals	1	100.00%	1	0	0
Not Assigned	1	100.00%	1	0	0
Total Votes Cast	1	100.00%	1	0	0
Contest Totals	84		81	3	0

Summary Results Report
 General Primary May 17 2022
 May 17, 2022

OFFICIAL RESULTS

Tioga County

REP REP COMM WOMAN Putnam Township

Vote For 1

	TOTAL	VOTE %		Election Day	Absentee /Mail-in Ballots	Provisional
Write-In Totals	1	100.00%	<div style="width: 100%; height: 10px; background-color: #ffc107;"></div>	1	0	0
Not Assigned	1	100.00%	<div style="width: 100%; height: 10px; background-color: #ffc107;"></div>	1	0	0
Total Votes Cast	1	100.00%	<div style="width: 100%; height: 10px; background-color: #ffc107;"></div>	1	0	0
Contest Totals	78			76	2	0

REP REP COMM WOMAN Richmond Township

Vote For 1

	TOTAL	VOTE %		Election Day	Absentee /Mail-in Ballots	Provisional
Write-In: Roberta Hamblin	71	72.45%	<div style="width: 72.45%; height: 10px; background-color: #ffc107;"></div>	71	0	0
Write-In Totals	98	100.00%	<div style="width: 100%; height: 10px; background-color: #ffc107;"></div>	93	5	0
Not Assigned	27	27.55%	<div style="width: 27.55%; height: 10px; background-color: #ffc107;"></div>	22	5	0
Total Votes Cast	98	100.00%	<div style="width: 100%; height: 10px; background-color: #ffc107;"></div>	93	5	0
Contest Totals	444			405	39	0

REP REP COMM WOMAN Rutland Township

Vote For 1

	TOTAL	VOTE %		Election Day	Absentee /Mail-in Ballots	Provisional
Write-In Totals	4	100.00%	<div style="width: 100%; height: 10px; background-color: #ffc107;"></div>	3	1	0
Not Assigned	4	100.00%	<div style="width: 100%; height: 10px; background-color: #ffc107;"></div>	3	1	0
Total Votes Cast	4	100.00%	<div style="width: 100%; height: 10px; background-color: #ffc107;"></div>	3	1	0
Contest Totals	163			152	11	0

REP REP COMM WOMAN Shippen Township

Vote For 1

	TOTAL	VOTE %		Election Day	Absentee /Mail-in Ballots	Provisional
Write-In Totals	4	100.00%	<div style="width: 100%; height: 10px; background-color: #ffc107;"></div>	4	0	0
Not Assigned	4	100.00%	<div style="width: 100%; height: 10px; background-color: #ffc107;"></div>	4	0	0
Total Votes Cast	4	100.00%	<div style="width: 100%; height: 10px; background-color: #ffc107;"></div>	4	0	0
Contest Totals	96			87	9	0

REP REP COMM WOMAN Sullivan Township

Vote For 1

	TOTAL	VOTE %		Election Day	Absentee /Mail-in Ballots	Provisional
Write-In Totals	8	100.00%	<div style="width: 100%; height: 10px; background-color: #ffc107;"></div>	7	1	0
Not Assigned	8	100.00%	<div style="width: 100%; height: 10px; background-color: #ffc107;"></div>	7	1	0
Total Votes Cast	8	100.00%	<div style="width: 100%; height: 10px; background-color: #ffc107;"></div>	7	1	0
Contest Totals	315			291	24	0




Summary Results Report
 General Primary May 17 2022
 May 17, 2022

OFFICIAL RESULTS

Tioga County




REP REP COMM WOMAN Tioga Township

Vote For 1

	TOTAL	VOTE %		Election Day	Absentee /Mail-in Ballots	Provisional
Write-In Totals	1	100.00%		0	1	0
Not Assigned	1	100.00%		0	1	0
Total Votes Cast	1	100.00%		0	1	0
Contest Totals	124			110	13	1





REP REP COMM WOMAN Union Township

Vote For 1

	TOTAL	VOTE %		Election Day	Absentee /Mail-in Ballots	Provisional
Write-In Totals	5	100.00%		5	0	0
Not Assigned	5	100.00%		5	0	0
Total Votes Cast	5	100.00%		5	0	0
Contest Totals	167			159	8	0




REP REP COMM WOMAN Ward Township

Vote For 1

	TOTAL	VOTE %		Election Day	Absentee /Mail-in Ballots	Provisional
Write-In: Tabitha Dietrich	10	100.00%		10	0	0
Write-In Totals	10	100.00%		10	0	0
Not Assigned	0	0.00%		0	0	0
Total Votes Cast	10	100.00%		10	0	0
Contest Totals	51			51	0	0

REP REP COMM WOMAN Westfield Township

Vote For 1

	TOTAL	VOTE %		Election Day	Absentee /Mail-in Ballots	Provisional
Write-In Totals	3	100.00%		3	0	0
Not Assigned	3	100.00%		3	0	0
Total Votes Cast	3	100.00%		3	0	0
Contest Totals	151			142	9	0

Bloss Township

Statistics

	TOTAL	Election Day	Absentee /Mail-in Ballots	Provisional
Registered Voters - Total	231			
Registered Voters - Democratic	53			
Registered Voters - Republican	161			
Registered Voters - Nonpartisan	17			
Ballots Cast - Total	94	88	6	0
Ballots Cast - Democratic	10	8	2	0
Ballots Cast - Republican	84	80	4	0
Ballots Cast - Nonpartisan	0	0	0	0
Ballots Cast - Blank	0	0	0	0
Voter Turnout - Total	40.69%			
Voter Turnout - Democratic	18.87%			
Voter Turnout - Republican	52.17%			
Voter Turnout - Nonpartisan	0.00%			

DEM UNITED STATES SENATOR

Vote For 1

	TOTAL	VOTE %		Election Day	Absentee /Mail-in Ballots	Provisional
Alex Khalil	2	22.22%	<div style="width: 22.22%; background-color: #f0e68c;"></div>	2	0	0
Conor Lamb	2	22.22%	<div style="width: 22.22%; background-color: #f0e68c;"></div>	1	1	0
Malcolm Kenyatta	0	0.00%	<div style="width: 0%; background-color: #f0e68c;"></div>	0	0	0
John Fetterman	4	44.44%	<div style="width: 44.44%; background-color: #f0e68c;"></div>	4	0	0
Write-In Totals	1	11.11%	<div style="width: 11.11%; background-color: #f0e68c;"></div>	1	0	0
Write-In: Jeff Bartos	1	11.11%	<div style="width: 11.11%; background-color: #f0e68c;"></div>	1	0	0
Write-In: Kathy Barnette	0	0.00%	<div style="width: 0%; background-color: #f0e68c;"></div>	0	0	0
Write-In: Mehmet Oz	0	0.00%	<div style="width: 0%; background-color: #f0e68c;"></div>	0	0	0
Write-In: Dave McCormick	0	0.00%	<div style="width: 0%; background-color: #f0e68c;"></div>	0	0	0
Not Assigned	0	0.00%	<div style="width: 0%; background-color: #f0e68c;"></div>	0	0	0
Total Votes Cast	9	100.00%	<div style="width: 100%; background-color: #f0e68c;"></div>	8	1	0
Contest Totals	10			8	2	0

DEM GOVERNOR

Vote For 1

	TOTAL	VOTE %		Election Day	Absentee /Mail-in Ballots	Provisional
Josh Shapiro	8	80.00%	<div style="width: 80.00%; background-color: #f0e68c;"></div>	6	2	0
Write-In Totals	2	20.00%	<div style="width: 20.00%; background-color: #f0e68c;"></div>	2	0	0
Write-In: Dave White	0	0.00%	<div style="width: 0%; background-color: #f0e68c;"></div>	0	0	0
Write-In: Lou Barletta	0	0.00%	<div style="width: 0%; background-color: #f0e68c;"></div>	0	0	0
Write-In: Nche Zama	0	0.00%	<div style="width: 0%; background-color: #f0e68c;"></div>	0	0	0
Write-In: Melissa Hart	0	0.00%	<div style="width: 0%; background-color: #f0e68c;"></div>	0	0	0
Write-In: Douglas V. Mastriano	0	0.00%	<div style="width: 0%; background-color: #f0e68c;"></div>	0	0	0
Not Assigned	2	20.00%	<div style="width: 20.00%; background-color: #f0e68c;"></div>	2	0	0
Total Votes Cast	10	100.00%	<div style="width: 100%; background-color: #f0e68c;"></div>	8	2	0
Contest Totals	10			8	2	0

Bloss Township

DEM LIEUTENANT GOVERNOR

Vote For 1

	TOTAL	VOTE %	Election Day	Absentee /Mail-in Ballots	Provisional
Austin Davis	3	33.33%	1	2	0
Ray Sosa	2	22.22%	2	0	0
Brian Sims	4	44.44%	4	0	0
Write-In Totals	0	0.00%	0	0	0
Write-In: Jeff Coleman	0	0.00%	0	0	0
Write-In: Carrie Lewis DelRosso	0	0.00%	0	0	0
Write-In: Teddy Daniels	0	0.00%	0	0	0
Write-In: James Earl Jones	0	0.00%	0	0	0
Write-In: Rick Saccone	0	0.00%	0	0	0
Write-In: Chris Frye	0	0.00%	0	0	0
Write-In: John Brown	0	0.00%	0	0	0
Write-In: Clarice Schillinger	0	0.00%	0	0	0
Write-In: Russ Diamond	0	0.00%	0	0	0
Not Assigned	0	0.00%	0	0	0
Total Votes Cast	9	100.00%	7	2	0
Contest Totals	10		8	2	0

DEM REP IN CONGRESS 15TH DIS

Vote For 1

	TOTAL	VOTE %	Election Day	Absentee /Mail-in Ballots	Provisional
Write-In Totals	1	100.00%	1	0	0
Write-In: Ronnie Ray Jenkins	0	0.00%	0	0	0
Write-In: Glenn GT Thompson	0	0.00%	0	0	0
Write-In: Mike Molesevich	0	0.00%	0	0	0
Not Assigned	1	100.00%	1	0	0
Total Votes Cast	1	100.00%	1	0	0
Contest Totals	10		8	2	0

DEM REP IN THE GEN ASSEM 68TH DIS

Vote For 1

	TOTAL	VOTE %	Election Day	Absentee /Mail-in Ballots	Provisional
Write-In Totals	1	100.00%	1	0	0
Write-In: Clint Owlett	0	0.00%	0	0	0
Write-In: Carrie Heath	0	0.00%	0	0	0
Not Assigned	1	100.00%	1	0	0
Total Votes Cast	1	100.00%	1	0	0
Contest Totals	10		8	2	0

Bloss Township

DEM MEMBER DEM STATE COMM 59TH DIST

Vote For 1

	TOTAL	VOTE %		Election Day	Absentee /Mail-in Ballots	Provisional
Write-In Totals	2	100.00%	<div style="width: 100%; height: 10px; background-color: #ffc107;"></div>	2	0	0
Write-In: Carol Druck	1	50.00%	<div style="width: 50%; height: 10px; background-color: #ffc107;"></div>	1	0	0
Write-In: Gabe Hakvagg	0	0.00%	<div style="width: 0%; height: 10px; background-color: #ffc107;"></div>	0	0	0
Write-In: Carrie Heath	0	0.00%	<div style="width: 0%; height: 10px; background-color: #ffc107;"></div>	0	0	0
Write-In: Sandy Wilson	0	0.00%	<div style="width: 0%; height: 10px; background-color: #ffc107;"></div>	0	0	0
Write-In: Non Registered Candidate	0	0.00%	<div style="width: 0%; height: 10px; background-color: #ffc107;"></div>	0	0	0
Write-In: Gary Wilson	0	0.00%	<div style="width: 0%; height: 10px; background-color: #ffc107;"></div>	0	0	0
Not Assigned	1	50.00%	<div style="width: 50%; height: 10px; background-color: #ffc107;"></div>	1	0	0
Total Votes Cast	2	100.00%	<div style="width: 100%; height: 10px; background-color: #ffc107;"></div>	2	0	0
Contest Totals	10			8	2	0

DEM DEM COMM Bloss Township

Vote For 2

	TOTAL	VOTE %		Election Day	Absentee /Mail-in Ballots	Provisional
Write-In Totals	1	100.00%	<div style="width: 100%; height: 10px; background-color: #ffc107;"></div>	1	0	0
Not Assigned	1	100.00%	<div style="width: 100%; height: 10px; background-color: #ffc107;"></div>	1	0	0
Total Votes Cast	1	100.00%	<div style="width: 100%; height: 10px; background-color: #ffc107;"></div>	1	0	0
Contest Totals	20			16	4	0

REP UNITED STATES SENATOR

Vote For 1

	TOTAL	VOTE %		Election Day	Absentee /Mail-in Ballots	Provisional
Kathy Barnette	17	20.99%	<div style="width: 20.99%; height: 10px; background-color: #ffc107;"></div>	16	1	0
Mehmet Oz	28	34.57%	<div style="width: 34.57%; height: 10px; background-color: #ffc107;"></div>	25	3	0
George Bochetto	2	2.47%	<div style="width: 2.47%; height: 10px; background-color: #ffc107;"></div>	2	0	0
Jeff Bartos	0	0.00%	<div style="width: 0%; height: 10px; background-color: #ffc107;"></div>	0	0	0
Dave McCormick	25	30.86%	<div style="width: 30.86%; height: 10px; background-color: #ffc107;"></div>	25	0	0
Sean Gale	0	0.00%	<div style="width: 0%; height: 10px; background-color: #ffc107;"></div>	0	0	0
Carla Sands	9	11.11%	<div style="width: 11.11%; height: 10px; background-color: #ffc107;"></div>	9	0	0
Write-In Totals	0	0.00%	<div style="width: 0%; height: 10px; background-color: #ffc107;"></div>	0	0	0
Write-In: John Fetterman	0	0.00%	<div style="width: 0%; height: 10px; background-color: #ffc107;"></div>	0	0	0
Not Assigned	0	0.00%	<div style="width: 0%; height: 10px; background-color: #ffc107;"></div>	0	0	0
Total Votes Cast	81	100.00%	<div style="width: 100%; height: 10px; background-color: #ffc107;"></div>	77	4	0
Contest Totals	84			80	4	0

Bloss Township

REP GOVERNOR

Vote For 1

	TOTAL	VOTE %	Election Day	Absentee /Mail-in Ballots	Provisional
Lou Barletta	7	8.75%	7	0	0
Douglas V. Mastriano	49	61.25%	46	3	0
Nche Zama	0	0.00%	0	0	0
Dave White	11	13.75%	11	0	0
Melissa Hart	5	6.25%	5	0	0
Bill McSwain	6	7.50%	6	0	0
Charlie Gerow	1	1.25%	1	0	0
Joe Gale	0	0.00%	0	0	0
Jake Corman	1	1.25%	1	0	0
Write-In Totals	0	0.00%	0	0	0
Write-In: Josh Shapiro	0	0.00%	0	0	0
Not Assigned	0	0.00%	0	0	0
Total Votes Cast	80	100.00%	77	3	0
Contest Totals	84		80	4	0

REP LIEUTENANT GOVERNOR

Vote For 1

	TOTAL	VOTE %	Election Day	Absentee /Mail-in Ballots	Provisional
Clarice Schillinger	3	4.29%	1	2	0
James Earl Jones	9	12.86%	9	0	0
Rick Saccone	12	17.14%	12	0	0
John Brown	4	5.71%	4	0	0
Chris Frye	6	8.57%	6	0	0
Jeff Coleman	11	15.71%	11	0	0
Russ Diamond	2	2.86%	2	0	0
Carrie Lewis DelRosso	9	12.86%	9	0	0
Teddy Daniels	14	20.00%	13	1	0
Write-In Totals	0	0.00%	0	0	0
Write-In: Austin Davis	0	0.00%	0	0	0
Write-In: Brian Sims	0	0.00%	0	0	0
Not Assigned	0	0.00%	0	0	0
Total Votes Cast	70	100.00%	67	3	0
Contest Totals	84		80	4	0

Bloss Township

REP REP IN CONGRESS 15TH DIS

Vote For 1

	TOTAL	VOTE %	Election Day	Absentee /Mail-in Ballots	Provisional
Glenn GT Thompson	50	98.04%	49	1	0
Write-In Totals	1	1.96%	1	0	0
Not Assigned	1	1.96%	1	0	0
Total Votes Cast	51	100.00%	50	1	0
Contest Totals	84		80	4	0

REP REP IN THE GEN ASSEM 68TH DIS

Vote For 1

	TOTAL	VOTE %	Election Day	Absentee /Mail-in Ballots	Provisional
Clint Owlett	76	100.00%	72	4	0
Write-In Totals	0	0.00%	0	0	0
Not Assigned	0	0.00%	0	0	0
Total Votes Cast	76	100.00%	72	4	0
Contest Totals	84		80	4	0

REP MEMBER OF THE REPUBLICAN STATE COMMITTEE

Vote For 2

	TOTAL	VOTE %	Election Day	Absentee /Mail-in Ballots	Provisional
Sandy Wilson	54	54.55%	52	2	0
Gary Wilson	39	39.39%	36	3	0
Carol Druck	6	6.06%	6	0	0
Write-In Totals	0	0.00%	0	0	0
Not Assigned	0	0.00%	0	0	0
Total Votes Cast	99	100.00%	94	5	0
Contest Totals	168		160	8	0

REP REP COMM MAN Bloss Township




Vote For 1

	TOTAL	VOTE %	Election Day	Absentee /Mail-in Ballots	Provisional
Write-In Totals	1	100.00%	1	0	0
Not Assigned	1	100.00%	1	0	0
Total Votes Cast	1	100.00%	1	0	0
Contest Totals	84		80	4	0

Bloss Township

REP REP COMM WOMAN Bloss Township

Vote For 1

	TOTAL	VOTE %		Election Day	Absentee /Mail-in Ballots	Provisional
Write-In Totals	1	100.00%		1	0	0
Not Assigned	1	100.00%		1	0	0
Total Votes Cast	1	100.00%		1	0	0
Contest Totals	84			80	4	0

Blossburg Borough

Statistics

	TOTAL	Election Day	Absentee /Mail-in Ballots	Provisional
Registered Voters - Total	952			
Registered Voters - Democratic	239			
Registered Voters - Republican	580			
Registered Voters - Nonpartisan	133			
Ballots Cast - Total	253	219	34	0
Ballots Cast - Democratic	66	48	18	0
Ballots Cast - Republican	187	171	16	0
Ballots Cast - Nonpartisan	0	0	0	0
Ballots Cast - Blank	0	0	0	0
Voter Turnout - Total	26.58%			
Voter Turnout - Democratic	27.62%			
Voter Turnout - Republican	32.24%			
Voter Turnout - Nonpartisan	0.00%			

DEM UNITED STATES SENATOR

Vote For 1

	TOTAL	VOTE %	Election Day	Absentee /Mail-in Ballots	Provisional
Alex Khalil	1	1.59%	1	0	0
Conor Lamb	9	14.29%	7	2	0
Malcolm Kenyatta	4	6.35%	3	1	0
John Fetterman	47	74.60%	32	15	0
Write-In Totals	2	3.17%	2	0	0
Write-In: Mehmet Oz	1	1.59%	1	0	0
Write-In: Dave McCormick	1	1.59%	1	0	0
Write-In: Kathy Barnette	0	0.00%	0	0	0
Write-In: Jeff Bartos	0	0.00%	0	0	0
Not Assigned	0	0.00%	0	0	0
Total Votes Cast	63	100.00%	45	18	0
Contest Totals	66		48	18	0

DEM GOVERNOR

Vote For 1

	TOTAL	VOTE %	Election Day	Absentee /Mail-in Ballots	Provisional
Josh Shapiro	60	92.31%	42	18	0
Write-In Totals	5	7.69%	5	0	0
Write-In: Douglas V. Mastriano	3	4.62%	3	0	0
Write-In: Dave White	1	1.54%	1	0	0
Write-In: Lou Barletta	0	0.00%	0	0	0
Write-In: Nche Zama	0	0.00%	0	0	0
Write-In: Melissa Hart	0	0.00%	0	0	0
Not Assigned	1	1.54%	1	0	0
Total Votes Cast	65	100.00%	47	18	0
Contest Totals	66		48	18	0

Blossburg Borough

DEM LIEUTENANT GOVERNOR

Vote For 1

	TOTAL	VOTE %		Election Day	Absentee /Mail-in Ballots	Provisional
Austin Davis	32	51.61%	<div style="width: 51.61%;"><div style="width: 51.61%;"></div></div>	19	13	0
Ray Sosa	10	16.13%	<div style="width: 16.13%;"><div style="width: 16.13%;"></div></div>	8	2	0
Brian Sims	18	29.03%	<div style="width: 29.03%;"><div style="width: 29.03%;"></div></div>	15	3	0
Write-In Totals	2	3.23%	<div style="width: 3.23%;"><div style="width: 3.23%;"></div></div>	2	0	0
Write-In: Teddy Daniels	2	3.23%	<div style="width: 3.23%;"><div style="width: 3.23%;"></div></div>	2	0	0
Write-In: Jeff Coleman	0	0.00%	<div style="width: 0.00%;"><div style="width: 0.00%;"></div></div>	0	0	0
Write-In: Carrie Lewis DelRosso	0	0.00%	<div style="width: 0.00%;"><div style="width: 0.00%;"></div></div>	0	0	0
Write-In: James Earl Jones	0	0.00%	<div style="width: 0.00%;"><div style="width: 0.00%;"></div></div>	0	0	0
Write-In: Rick Saccone	0	0.00%	<div style="width: 0.00%;"><div style="width: 0.00%;"></div></div>	0	0	0
Write-In: Chris Frye	0	0.00%	<div style="width: 0.00%;"><div style="width: 0.00%;"></div></div>	0	0	0
Write-In: John Brown	0	0.00%	<div style="width: 0.00%;"><div style="width: 0.00%;"></div></div>	0	0	0
Write-In: Clarice Schillinger	0	0.00%	<div style="width: 0.00%;"><div style="width: 0.00%;"></div></div>	0	0	0
Write-In: Russ Diamond	0	0.00%	<div style="width: 0.00%;"><div style="width: 0.00%;"></div></div>	0	0	0
Not Assigned	0	0.00%	<div style="width: 0.00%;"><div style="width: 0.00%;"></div></div>	0	0	0
Total Votes Cast	62	100.00%	<div style="width: 100.00%;"><div style="width: 100.00%;"></div></div>	44	18	0
Contest Totals	66			48	18	0

DEM REP IN CONGRESS 15TH DIS

Vote For 1

	TOTAL	VOTE %		Election Day	Absentee /Mail-in Ballots	Provisional
Write-In Totals	13	100.00%	<div style="width: 100.00%;"><div style="width: 100.00%;"></div></div>	12	1	0
Write-In: Mike Molesevich	8	61.54%	<div style="width: 61.54%;"><div style="width: 61.54%;"></div></div>	8	0	0
Write-In: Glenn GT Thompson	3	23.08%	<div style="width: 23.08%;"><div style="width: 23.08%;"></div></div>	3	0	0
Write-In: Ronnie Ray Jenkins	1	7.69%	<div style="width: 7.69%;"><div style="width: 7.69%;"></div></div>	0	1	0
Not Assigned	1	7.69%	<div style="width: 7.69%;"><div style="width: 7.69%;"></div></div>	1	0	0
Total Votes Cast	13	100.00%	<div style="width: 100.00%;"><div style="width: 100.00%;"></div></div>	12	1	0
Contest Totals	66			48	18	0

DEM REP IN THE GEN ASSEM 68TH DIS

Vote For 1

	TOTAL	VOTE %		Election Day	Absentee /Mail-in Ballots	Provisional
Write-In Totals	3	100.00%	<div style="width: 100.00%;"><div style="width: 100.00%;"></div></div>	3	0	0
Write-In: Clint Owlett	3	100.00%	<div style="width: 100.00%;"><div style="width: 100.00%;"></div></div>	3	0	0
Write-In: Carrie Heath	0	0.00%	<div style="width: 0.00%;"><div style="width: 0.00%;"></div></div>	0	0	0
Not Assigned	0	0.00%	<div style="width: 0.00%;"><div style="width: 0.00%;"></div></div>	0	0	0
Total Votes Cast	3	100.00%	<div style="width: 100.00%;"><div style="width: 100.00%;"></div></div>	3	0	0
Contest Totals	66			48	18	0

Blossburg Borough

DEM MEMBER DEM STATE COMM 59TH DIST

Vote For 1

	TOTAL	VOTE %		Election Day	Absentee /Mail-in Ballots	Provisional
Write-In Totals	2	100.00%	<div style="width: 100%; height: 10px; background-color: #ffc107;"></div>	2	0	0
Write-In: Carol Druck	2	100.00%	<div style="width: 100%; height: 10px; background-color: #ffc107;"></div>	2	0	0
Write-In: Gabe Hakvagg	0	0.00%	<div style="width: 0%; height: 10px; background-color: #6c757d;"></div>	0	0	0
Write-In: Carrie Heath	0	0.00%	<div style="width: 0%; height: 10px; background-color: #6c757d;"></div>	0	0	0
Write-In: Sandy Wilson	0	0.00%	<div style="width: 0%; height: 10px; background-color: #6c757d;"></div>	0	0	0
Write-In: Non Registered Candidate	0	0.00%	<div style="width: 0%; height: 10px; background-color: #6c757d;"></div>	0	0	0
Write-In: Gary Wilson	0	0.00%	<div style="width: 0%; height: 10px; background-color: #6c757d;"></div>	0	0	0
Not Assigned	0	0.00%	<div style="width: 0%; height: 10px; background-color: #6c757d;"></div>	0	0	0
Total Votes Cast	2	100.00%	<div style="width: 100%; height: 10px; background-color: #ffc107;"></div>	2	0	0
Contest Totals	66			48	18	0

DEM DEM COMM Blossburg Borough

Vote For 2

	TOTAL	VOTE %		Election Day	Absentee /Mail-in Ballots	Provisional
Write-In Totals	3	100.00%	<div style="width: 100%; height: 10px; background-color: #ffc107;"></div>	3	0	0
Not Assigned	3	100.00%	<div style="width: 100%; height: 10px; background-color: #ffc107;"></div>	3	0	0
Total Votes Cast	3	100.00%	<div style="width: 100%; height: 10px; background-color: #ffc107;"></div>	3	0	0
Contest Totals	132			96	36	0

REP UNITED STATES SENATOR

Vote For 1

	TOTAL	VOTE %		Election Day	Absentee /Mail-in Ballots	Provisional
Kathy Barnette	46	25.70%	<div style="width: 25.70%; height: 10px; background-color: #ffc107;"></div>	44	2	0
Mehmet Oz	48	26.82%	<div style="width: 26.82%; height: 10px; background-color: #ffc107;"></div>	43	5	0
George Bochetto	3	1.68%	<div style="width: 1.68%; height: 10px; background-color: #ffc107;"></div>	3	0	0
Jeff Bartos	15	8.38%	<div style="width: 8.38%; height: 10px; background-color: #ffc107;"></div>	14	1	0
Dave McCormick	50	27.93%	<div style="width: 27.93%; height: 10px; background-color: #ffc107;"></div>	46	4	0
Sean Gale	0	0.00%	<div style="width: 0%; height: 10px; background-color: #6c757d;"></div>	0	0	0
Carla Sands	17	9.50%	<div style="width: 9.50%; height: 10px; background-color: #ffc107;"></div>	17	0	0
Write-In Totals	0	0.00%	<div style="width: 0%; height: 10px; background-color: #6c757d;"></div>	0	0	0
Write-In: John Fetterman	0	0.00%	<div style="width: 0%; height: 10px; background-color: #6c757d;"></div>	0	0	0
Not Assigned	0	0.00%	<div style="width: 0%; height: 10px; background-color: #6c757d;"></div>	0	0	0
Total Votes Cast	179	100.00%	<div style="width: 100%; height: 10px; background-color: #ffc107;"></div>	167	12	0
Contest Totals	187			171	16	0

Blossburg Borough

REP GOVERNOR

Vote For 1

	TOTAL	VOTE %	Election Day	Absentee /Mail-in Ballots	Provisional
Lou Barletta	22	12.22%	18	4	0
Douglas V. Mastriano	100	55.56%	98	2	0
Nche Zama	3	1.67%	2	1	0
Dave White	26	14.44%	25	1	0
Melissa Hart	7	3.89%	5	2	0
Bill McSwain	14	7.78%	13	1	0
Charlie Gerow	4	2.22%	4	0	0
Joe Gale	1	0.56%	1	0	0
Jake Corman	3	1.67%	1	2	0
Write-In Totals	0	0.00%	0	0	0
Write-In: Josh Shapiro	0	0.00%	0	0	0
Not Assigned	0	0.00%	0	0	0
Total Votes Cast	180	100.00%	167	13	0
Contest Totals	187		171	16	0

REP LIEUTENANT GOVERNOR

Vote For 1

	TOTAL	VOTE %	Election Day	Absentee /Mail-in Ballots	Provisional
Clarice Schillinger	23	14.02%	23	0	0
James Earl Jones	17	10.37%	17	0	0
Rick Saccone	21	12.80%	20	1	0
John Brown	12	7.32%	11	1	0
Chris Frye	10	6.10%	10	0	0
Jeff Coleman	19	11.59%	17	2	0
Russ Diamond	10	6.10%	9	1	0
Carrie Lewis DelRosso	27	16.46%	24	3	0
Teddy Daniels	25	15.24%	24	1	0
Write-In Totals	0	0.00%	0	0	0
Write-In: Austin Davis	0	0.00%	0	0	0
Write-In: Brian Sims	0	0.00%	0	0	0
Not Assigned	0	0.00%	0	0	0
Total Votes Cast	164	100.00%	155	9	0
Contest Totals	187		171	16	0

Blossburg Borough

REP REP IN CONGRESS 15TH DIS

Vote For 1

	TOTAL	VOTE %		Election Day	Absentee /Mail-in Ballots	Provisional
Glenn GT Thompson	152	99.35%	<div style="width: 99.35%;"><div style="width: 99.35%;"></div></div>	140	12	0
Write-In Totals	1	0.65%	<div style="width: 0.65%;"><div style="width: 0.65%;"></div></div>	1	0	0
Not Assigned	1	0.65%	<div style="width: 0.65%;"><div style="width: 0.65%;"></div></div>	1	0	0
Total Votes Cast	153	100.00%	<div style="width: 100.00%;"><div style="width: 100.00%;"></div></div>	141	12	0
Contest Totals	187			171	16	0

REP REP IN THE GEN ASSEM 68TH DIS

Vote For 1

	TOTAL	VOTE %		Election Day	Absentee /Mail-in Ballots	Provisional
Clint Owlett	178	100.00%	<div style="width: 100.00%;"><div style="width: 100.00%;"></div></div>	162	16	0
Write-In Totals	0	0.00%	<div style="width: 0.00%;"><div style="width: 0.00%;"></div></div>	0	0	0
Not Assigned	0	0.00%	<div style="width: 0.00%;"><div style="width: 0.00%;"></div></div>	0	0	0
Total Votes Cast	178	100.00%	<div style="width: 100.00%;"><div style="width: 100.00%;"></div></div>	162	16	0
Contest Totals	187			171	16	0

REP MEMBER OF THE REPUBLICAN STATE COMMITTEE

Vote For 2

	TOTAL	VOTE %		Election Day	Absentee /Mail-in Ballots	Provisional
Sandy Wilson	132	46.64%	<div style="width: 46.64%;"><div style="width: 46.64%;"></div></div>	119	13	0
Gary Wilson	118	41.70%	<div style="width: 41.70%;"><div style="width: 41.70%;"></div></div>	104	14	0
Carol Druck	33	11.66%	<div style="width: 11.66%;"><div style="width: 11.66%;"></div></div>	32	1	0
Write-In Totals	0	0.00%	<div style="width: 0.00%;"><div style="width: 0.00%;"></div></div>	0	0	0
Not Assigned	0	0.00%	<div style="width: 0.00%;"><div style="width: 0.00%;"></div></div>	0	0	0
Total Votes Cast	283	100.00%	<div style="width: 100.00%;"><div style="width: 100.00%;"></div></div>	255	28	0
Contest Totals	374			342	32	0

REP REP COMM MAN Blossburg Borough




Vote For 1

	TOTAL	VOTE %		Election Day	Absentee /Mail-in Ballots	Provisional
Write-In Totals	7	100.00%	<div style="width: 100.00%;"><div style="width: 100.00%;"></div></div>	7	0	0
Not Assigned	7	100.00%	<div style="width: 100.00%;"><div style="width: 100.00%;"></div></div>	7	0	0
Total Votes Cast	7	100.00%	<div style="width: 100.00%;"><div style="width: 100.00%;"></div></div>	7	0	0
Contest Totals	187			171	16	0

Blossburg Borough

REP REP COMM WOMAN Blossburg Borough

Vote For 1

	TOTAL	VOTE %		Election Day	Absentee /Mail-in Ballots	Provisional
Write-In Totals	5	100.00%		5	0	0
Not Assigned	5	100.00%		5	0	0
Total Votes Cast	5	100.00%		5	0	0
Contest Totals	187			171	16	0

Brookfield Township

Statistics

	TOTAL	Election Day	Absentee /Mail-in Ballots	Provisional
Registered Voters - Total	259			
Registered Voters - Democratic	56			
Registered Voters - Republican	173			
Registered Voters - Nonpartisan	30			
Ballots Cast - Total	105	98	7	0
Ballots Cast - Democratic	21	17	4	0
Ballots Cast - Republican	84	81	3	0
Ballots Cast - Nonpartisan	0	0	0	0
Ballots Cast - Blank	0	0	0	0
Voter Turnout - Total	40.54%			
Voter Turnout - Democratic	37.50%			
Voter Turnout - Republican	48.55%			
Voter Turnout - Nonpartisan	0.00%			

DEM UNITED STATES SENATOR

Vote For 1

	TOTAL	VOTE %	Election Day	Absentee /Mail-in Ballots	Provisional
Alex Khalil	4	21.05%	3	1	0
Conor Lamb	1	5.26%	1	0	0
Malcolm Kenyatta	1	5.26%	1	0	0
John Fetterman	12	63.16%	9	3	0
Write-In Totals	1	5.26%	1	0	0
Write-In: Dave McCormick	1	5.26%	1	0	0
Write-In: Kathy Barnette	0	0.00%	0	0	0
Write-In: Mehmet Oz	0	0.00%	0	0	0
Write-In: Jeff Bartos	0	0.00%	0	0	0
Not Assigned	0	0.00%	0	0	0
Total Votes Cast	19	100.00%	15	4	0
Contest Totals	21		17	4	0

DEM GOVERNOR

Vote For 1

	TOTAL	VOTE %	Election Day	Absentee /Mail-in Ballots	Provisional
Josh Shapiro	18	90.00%	14	4	0
Write-In Totals	2	10.00%	2	0	0
Write-In: Melissa Hart	1	5.00%	1	0	0
Write-In: Douglas V. Mastriano	1	5.00%	1	0	0
Write-In: Dave White	0	0.00%	0	0	0
Write-In: Lou Barletta	0	0.00%	0	0	0
Write-In: Nche Zama	0	0.00%	0	0	0
Not Assigned	0	0.00%	0	0	0
Total Votes Cast	20	100.00%	16	4	0
Contest Totals	21		17	4	0

Brookfield Township

DEM LIEUTENANT GOVERNOR

Vote For 1

	TOTAL	VOTE %		Election Day	Absentee /Mail-in Ballots	Provisional
Austin Davis	6	40.00%	<div style="width: 40%;"><div style="width: 40%;"></div></div>	6	0	0
Ray Sosa	4	26.67%	<div style="width: 26.67%;"><div style="width: 26.67%;"></div></div>	2	2	0
Brian Sims	4	26.67%	<div style="width: 26.67%;"><div style="width: 26.67%;"></div></div>	3	1	0
Write-In Totals	1	6.67%	<div style="width: 6.67%;"><div style="width: 6.67%;"></div></div>	1	0	0
Write-In: Jeff Coleman	1	6.67%	<div style="width: 6.67%;"><div style="width: 6.67%;"></div></div>	1	0	0
Write-In: Carrie Lewis DelRosso	0	0.00%	<div style="width: 0%;"><div style="width: 0%;"></div></div>	0	0	0
Write-In: Teddy Daniels	0	0.00%	<div style="width: 0%;"><div style="width: 0%;"></div></div>	0	0	0
Write-In: James Earl Jones	0	0.00%	<div style="width: 0%;"><div style="width: 0%;"></div></div>	0	0	0
Write-In: Rick Saccone	0	0.00%	<div style="width: 0%;"><div style="width: 0%;"></div></div>	0	0	0
Write-In: Chris Frye	0	0.00%	<div style="width: 0%;"><div style="width: 0%;"></div></div>	0	0	0
Write-In: John Brown	0	0.00%	<div style="width: 0%;"><div style="width: 0%;"></div></div>	0	0	0
Write-In: Clarice Schillinger	0	0.00%	<div style="width: 0%;"><div style="width: 0%;"></div></div>	0	0	0
Write-In: Russ Diamond	0	0.00%	<div style="width: 0%;"><div style="width: 0%;"></div></div>	0	0	0
Not Assigned	0	0.00%	<div style="width: 0%;"><div style="width: 0%;"></div></div>	0	0	0
Total Votes Cast	15	100.00%	<div style="width: 100%;"><div style="width: 100%;"></div></div>	12	3	0
Contest Totals	21			17	4	0

DEM REP IN CONGRESS 15TH DIS

Vote For 1

	TOTAL	VOTE %		Election Day	Absentee /Mail-in Ballots	Provisional
Write-In Totals	3	100.00%	<div style="width: 100%;"><div style="width: 100%;"></div></div>	3	0	0
Write-In: Mike Molesevich	2	66.67%	<div style="width: 66.67%;"><div style="width: 66.67%;"></div></div>	2	0	0
Write-In: Glenn GT Thompson	1	33.33%	<div style="width: 33.33%;"><div style="width: 33.33%;"></div></div>	1	0	0
Write-In: Ronnie Ray Jenkins	0	0.00%	<div style="width: 0%;"><div style="width: 0%;"></div></div>	0	0	0
Not Assigned	0	0.00%	<div style="width: 0%;"><div style="width: 0%;"></div></div>	0	0	0
Total Votes Cast	3	100.00%	<div style="width: 100%;"><div style="width: 100%;"></div></div>	3	0	0
Contest Totals	21			17	4	0

DEM REP IN THE GEN ASSEM 68TH DIS

Vote For 1

	TOTAL	VOTE %		Election Day	Absentee /Mail-in Ballots	Provisional
Write-In Totals	1	100.00%	<div style="width: 100%;"><div style="width: 100%;"></div></div>	1	0	0
Write-In: Clint Owlett	1	100.00%	<div style="width: 100%;"><div style="width: 100%;"></div></div>	1	0	0
Write-In: Carrie Heath	0	0.00%	<div style="width: 0%;"><div style="width: 0%;"></div></div>	0	0	0
Not Assigned	0	0.00%	<div style="width: 0%;"><div style="width: 0%;"></div></div>	0	0	0
Total Votes Cast	1	100.00%	<div style="width: 100%;"><div style="width: 100%;"></div></div>	1	0	0
Contest Totals	21			17	4	0

Brookfield Township

DEM MEMBER DEM STATE COMM 59TH DIST

Vote For 1

	TOTAL	VOTE %		Election Day	Absentee /Mail-in Ballots	Provisional
Write-In Totals	5	100.00%	<div style="width: 100%; height: 10px; background-color: #ffc107;"></div>	5	0	0
Write-In: Sandy Wilson	1	20.00%	<div style="width: 20%; height: 10px; background-color: #ffc107;"></div>	1	0	0
Write-In: Gabe Hakvagg	0	0.00%	<div style="width: 0%; height: 10px; background-color: #ffc107;"></div>	0	0	0
Write-In: Carrie Heath	0	0.00%	<div style="width: 0%; height: 10px; background-color: #ffc107;"></div>	0	0	0
Write-In: Non Registered Candidate	0	0.00%	<div style="width: 0%; height: 10px; background-color: #ffc107;"></div>	0	0	0
Write-In: Carol Druck	0	0.00%	<div style="width: 0%; height: 10px; background-color: #ffc107;"></div>	0	0	0
Write-In: Gary Wilson	0	0.00%	<div style="width: 0%; height: 10px; background-color: #ffc107;"></div>	0	0	0
Not Assigned	4	80.00%	<div style="width: 80%; height: 10px; background-color: #ffc107;"></div>	4	0	0
Total Votes Cast	5	100.00%	<div style="width: 100%; height: 10px; background-color: #ffc107;"></div>	5	0	0
Contest Totals	21			17	4	0

DEM DEM COMM Brookfield township

Vote For 2

	TOTAL	VOTE %		Election Day	Absentee /Mail-in Ballots	Provisional
Write-In Totals	9	100.00%	<div style="width: 100%; height: 10px; background-color: #ffc107;"></div>	9	0	0
Not Assigned	9	100.00%	<div style="width: 100%; height: 10px; background-color: #ffc107;"></div>	9	0	0
Total Votes Cast	9	100.00%	<div style="width: 100%; height: 10px; background-color: #ffc107;"></div>	9	0	0
Contest Totals	42			34	8	0

REP UNITED STATES SENATOR

Vote For 1

	TOTAL	VOTE %		Election Day	Absentee /Mail-in Ballots	Provisional
Kathy Barnette	22	26.51%	<div style="width: 26.51%; height: 10px; background-color: #ffc107;"></div>	22	0	0
Mehmet Oz	16	19.28%	<div style="width: 19.28%; height: 10px; background-color: #ffc107;"></div>	15	1	0
George Bochetto	2	2.41%	<div style="width: 2.41%; height: 10px; background-color: #ffc107;"></div>	2	0	0
Jeff Bartos	2	2.41%	<div style="width: 2.41%; height: 10px; background-color: #ffc107;"></div>	2	0	0
Dave McCormick	28	33.73%	<div style="width: 33.73%; height: 10px; background-color: #ffc107;"></div>	26	2	0
Sean Gale	1	1.20%	<div style="width: 1.20%; height: 10px; background-color: #ffc107;"></div>	1	0	0
Carla Sands	12	14.46%	<div style="width: 14.46%; height: 10px; background-color: #ffc107;"></div>	12	0	0
Write-In Totals	0	0.00%	<div style="width: 0%; height: 10px; background-color: #ffc107;"></div>	0	0	0
Write-In: John Fetterman	0	0.00%	<div style="width: 0%; height: 10px; background-color: #ffc107;"></div>	0	0	0
Not Assigned	0	0.00%	<div style="width: 0%; height: 10px; background-color: #ffc107;"></div>	0	0	0
Total Votes Cast	83	100.00%	<div style="width: 100%; height: 10px; background-color: #ffc107;"></div>	80	3	0
Contest Totals	84			81	3	0

Brookfield Township

REP GOVERNOR

Vote For 1

	TOTAL	VOTE %	Election Day	Absentee /Mail-in Ballots	Provisional
Lou Barletta	10	12.05%	9	1	0
Douglas V. Mastriano	51	61.45%	51	0	0
Nche Zama	0	0.00%	0	0	0
Dave White	1	1.20%	1	0	0
Melissa Hart	3	3.61%	3	0	0
Bill McSwain	9	10.84%	7	2	0
Charlie Gerow	3	3.61%	3	0	0
Joe Gale	3	3.61%	3	0	0
Jake Corman	3	3.61%	3	0	0
Write-In Totals	0	0.00%	0	0	0
Write-In: Josh Shapiro	0	0.00%	0	0	0
Not Assigned	0	0.00%	0	0	0
Total Votes Cast	83	100.00%	80	3	0
Contest Totals	84		81	3	0

REP LIEUTENANT GOVERNOR

Vote For 1

	TOTAL	VOTE %	Election Day	Absentee /Mail-in Ballots	Provisional
Clarice Schillinger	10	12.82%	10	0	0
James Earl Jones	10	12.82%	10	0	0
Rick Saccone	18	23.08%	16	2	0
John Brown	0	0.00%	0	0	0
Chris Frye	5	6.41%	5	0	0
Jeff Coleman	7	8.97%	7	0	0
Russ Diamond	3	3.85%	2	1	0
Carrie Lewis DelRosso	18	23.08%	18	0	0
Teddy Daniels	6	7.69%	6	0	0
Write-In Totals	1	1.28%	1	0	0
Write-In: Austin Davis	0	0.00%	0	0	0
Write-In: Brian Sims	0	0.00%	0	0	0
Not Assigned	1	1.28%	1	0	0
Total Votes Cast	78	100.00%	75	3	0
Contest Totals	84		81	3	0

Brookfield Township

REP REP IN CONGRESS 15TH DIS

Vote For 1

	TOTAL	VOTE %		Election Day	Absentee /Mail-in Ballots	Provisional
Glenn GT Thompson	72	100.00%	<div style="width: 100%; height: 10px; background-color: #ffc107;"></div>	69	3	0
Write-In Totals	0	0.00%	<div style="width: 0%; height: 10px; background-color: #6c757d;"></div>	0	0	0
Not Assigned	0	0.00%	<div style="width: 0%; height: 10px; background-color: #6c757d;"></div>	0	0	0
Total Votes Cast	72	100.00%	<div style="width: 100%; height: 10px; background-color: #ffc107;"></div>	69	3	0
Contest Totals	84			81	3	0

REP REP IN THE GEN ASSEM 68TH DIS

Vote For 1

	TOTAL	VOTE %		Election Day	Absentee /Mail-in Ballots	Provisional
Clint Owlett	76	100.00%	<div style="width: 100%; height: 10px; background-color: #ffc107;"></div>	74	2	0
Write-In Totals	0	0.00%	<div style="width: 0%; height: 10px; background-color: #6c757d;"></div>	0	0	0
Not Assigned	0	0.00%	<div style="width: 0%; height: 10px; background-color: #6c757d;"></div>	0	0	0
Total Votes Cast	76	100.00%	<div style="width: 100%; height: 10px; background-color: #ffc107;"></div>	74	2	0
Contest Totals	84			81	3	0

REP MEMBER OF THE REPUBLICAN STATE COMMITTEE

Vote For 2

	TOTAL	VOTE %		Election Day	Absentee /Mail-in Ballots	Provisional
Sandy Wilson	39	37.14%	<div style="width: 37.14%; height: 10px; background-color: #ffc107;"></div>	38	1	0
Gary Wilson	33	31.43%	<div style="width: 31.43%; height: 10px; background-color: #ffc107;"></div>	32	1	0
Carol Druck	33	31.43%	<div style="width: 31.43%; height: 10px; background-color: #ffc107;"></div>	32	1	0
Write-In Totals	0	0.00%	<div style="width: 0%; height: 10px; background-color: #6c757d;"></div>	0	0	0
Not Assigned	0	0.00%	<div style="width: 0%; height: 10px; background-color: #6c757d;"></div>	0	0	0
Total Votes Cast	105	100.00%	<div style="width: 100%; height: 10px; background-color: #ffc107;"></div>	102	3	0
Contest Totals	168			162	6	0

REP REP COMM MAN Brookfield township




Vote For 1

	TOTAL	VOTE %		Election Day	Absentee /Mail-in Ballots	Provisional
Write-In Totals	2	100.00%	<div style="width: 100%; height: 10px; background-color: #ffc107;"></div>	2	0	0
Not Assigned	2	100.00%	<div style="width: 100%; height: 10px; background-color: #ffc107;"></div>	2	0	0
Total Votes Cast	2	100.00%	<div style="width: 100%; height: 10px; background-color: #ffc107;"></div>	2	0	0
Contest Totals	84			81	3	0

Brookfield Township

REP REP COMM WOMAN Brookfield township

Vote For 1

	TOTAL	VOTE %		Election Day	Absentee /Mail-in Ballots	Provisional
Write-In Totals	2	100.00%		2	0	0
Not Assigned	2	100.00%		2	0	0
Total Votes Cast	2	100.00%		2	0	0
Contest Totals	84			81	3	0

Charleston Township

Statistics

	TOTAL	Election Day	Absentee /Mail-in Ballots	Provisional
Registered Voters - Total	2,400			
Registered Voters - Democratic	498			
Registered Voters - Republican	1,597			
Registered Voters - Nonpartisan	305			
Ballots Cast - Total	837	637	200	0
Ballots Cast - Democratic	187	85	102	0
Ballots Cast - Republican	650	552	98	0
Ballots Cast - Nonpartisan	0	0	0	0
Ballots Cast - Blank	0	0	0	0
Voter Turnout - Total	34.88%			
Voter Turnout - Democratic	37.55%			
Voter Turnout - Republican	40.70%			
Voter Turnout - Nonpartisan	0.00%			

DEM UNITED STATES SENATOR

Vote For 1

	TOTAL	VOTE %	Election Day	Absentee /Mail-in Ballots	Provisional
Alex Khalil	4	2.15%	1	3	0
Conor Lamb	37	19.89%	20	17	0
Malcolm Kenyatta	10	5.38%	4	6	0
John Fetterman	128	68.82%	54	74	0
Write-In Totals	7	3.76%	6	1	0
Write-In: Mehmet Oz	5	2.69%	4	1	0
Write-In: Kathy Barnette	0	0.00%	0	0	0
Write-In: Dave McCormick	0	0.00%	0	0	0
Write-In: Jeff Bartos	0	0.00%	0	0	0
Not Assigned	2	1.08%	2	0	0
Total Votes Cast	186	100.00%	85	101	0
Contest Totals	187		85	102	0

DEM GOVERNOR

Vote For 1

	TOTAL	VOTE %	Election Day	Absentee /Mail-in Ballots	Provisional
Josh Shapiro	172	96.09%	74	98	0
Write-In Totals	7	3.91%	6	1	0
Write-In: Douglas V. Mastriano	4	2.23%	4	0	0
Write-In: Dave White	1	0.56%	0	1	0
Write-In: Lou Barletta	0	0.00%	0	0	0
Write-In: Nche Zama	0	0.00%	0	0	0
Write-In: Melissa Hart	0	0.00%	0	0	0
Not Assigned	2	1.12%	2	0	0
Total Votes Cast	179	100.00%	80	99	0
Contest Totals	187		85	102	0

Charleston Township

DEM LIEUTENANT GOVERNOR

Vote For 1

	TOTAL	VOTE %		Election Day	Absentee /Mail-in Ballots	Provisional
Austin Davis	95	54.29%	<div style="width: 54.29%;"><div style="width: 54.29%;"></div></div>	31	64	0
Ray Sosa	25	14.29%	<div style="width: 14.29%;"><div style="width: 14.29%;"></div></div>	19	6	0
Brian Sims	50	28.57%	<div style="width: 28.57%;"><div style="width: 28.57%;"></div></div>	24	26	0
Write-In Totals	5	2.86%	<div style="width: 2.86%;"><div style="width: 2.86%;"></div></div>	4	1	0
Write-In: Carrie Lewis DelRosso	2	1.14%	<div style="width: 1.14%;"><div style="width: 1.14%;"></div></div>	1	1	0
Write-In: Jeff Coleman	1	0.57%	<div style="width: 0.57%;"><div style="width: 0.57%;"></div></div>	1	0	0
Write-In: Clarice Schillinger	1	0.57%	<div style="width: 0.57%;"><div style="width: 0.57%;"></div></div>	1	0	0
Write-In: Teddy Daniels	0	0.00%	<div style="width: 0.00%;"><div style="width: 0.00%;"></div></div>	0	0	0
Write-In: James Earl Jones	0	0.00%	<div style="width: 0.00%;"><div style="width: 0.00%;"></div></div>	0	0	0
Write-In: Rick Saccone	0	0.00%	<div style="width: 0.00%;"><div style="width: 0.00%;"></div></div>	0	0	0
Write-In: Chris Frye	0	0.00%	<div style="width: 0.00%;"><div style="width: 0.00%;"></div></div>	0	0	0
Write-In: John Brown	0	0.00%	<div style="width: 0.00%;"><div style="width: 0.00%;"></div></div>	0	0	0
Write-In: Russ Diamond	0	0.00%	<div style="width: 0.00%;"><div style="width: 0.00%;"></div></div>	0	0	0
Not Assigned	1	0.57%	<div style="width: 0.57%;"><div style="width: 0.57%;"></div></div>	1	0	0
Total Votes Cast	175	100.00%	<div style="width: 100.00%;"><div style="width: 100.00%;"></div></div>	78	97	0
Contest Totals	187			85	102	0

DEM REP IN CONGRESS 15TH DIS

Vote For 1

	TOTAL	VOTE %		Election Day	Absentee /Mail-in Ballots	Provisional
Write-In Totals	44	100.00%	<div style="width: 100.00%;"><div style="width: 100.00%;"></div></div>	18	26	0
Write-In: Mike Molesevich	21	47.73%	<div style="width: 47.73%;"><div style="width: 47.73%;"></div></div>	8	13	0
Write-In: Ronnie Ray Jenkins	5	11.36%	<div style="width: 11.36%;"><div style="width: 11.36%;"></div></div>	0	5	0
Write-In: Glenn GT Thompson	4	9.09%	<div style="width: 9.09%;"><div style="width: 9.09%;"></div></div>	2	2	0
Not Assigned	14	31.82%	<div style="width: 31.82%;"><div style="width: 31.82%;"></div></div>	8	6	0
Total Votes Cast	44	100.00%	<div style="width: 100.00%;"><div style="width: 100.00%;"></div></div>	18	26	0
Contest Totals	187			85	102	0

DEM REP IN THE GEN ASSEM 68TH DIS

Vote For 1

	TOTAL	VOTE %		Election Day	Absentee /Mail-in Ballots	Provisional
Write-In Totals	25	100.00%	<div style="width: 100.00%;"><div style="width: 100.00%;"></div></div>	14	11	0
Write-In: Clint Owlett	7	28.00%	<div style="width: 28.00%;"><div style="width: 28.00%;"></div></div>	4	3	0
Write-In: Carrie Heath	7	28.00%	<div style="width: 28.00%;"><div style="width: 28.00%;"></div></div>	4	3	0
Not Assigned	11	44.00%	<div style="width: 44.00%;"><div style="width: 44.00%;"></div></div>	6	5	0
Total Votes Cast	25	100.00%	<div style="width: 100.00%;"><div style="width: 100.00%;"></div></div>	14	11	0
Contest Totals	187			85	102	0

Charleston Township

DEM MEMBER DEM STATE COMM 59TH DIST

Vote For 1

	TOTAL	VOTE %	Election Day	Absentee /Mail-in Ballots	Provisional
Write-In Totals	17	100.00%	8	9	0
Write-In: Non Registered Candidate	3	17.65%	0	3	0
Write-In: Sandy Wilson	2	11.76%	1	1	0
Write-In: Gabe Hakvagg	1	5.88%	0	1	0
Write-In: Carrie Heath	0	0.00%	0	0	0
Write-In: Carol Druck	0	0.00%	0	0	0
Write-In: Gary Wilson	0	0.00%	0	0	0
Not Assigned	11	64.71%	7	4	0
Total Votes Cast	17	100.00%	8	9	0
Contest Totals	187		85	102	0

DEM DEM COMM Charleston Township

Vote For 2

	TOTAL	VOTE %	Election Day	Absentee /Mail-in Ballots	Provisional
Yolanda Canales	157	88.20%	74	83	0
Write-In Totals	21	11.80%	15	6	0
Not Assigned	21	11.80%	15	6	0
Total Votes Cast	178	100.00%	89	89	0
Contest Totals	374		170	204	0

REP UNITED STATES SENATOR

Vote For 1

	TOTAL	VOTE %	Election Day	Absentee /Mail-in Ballots	Provisional
Kathy Barnette	161	25.27%	146	15	0
Mehmet Oz	161	25.27%	151	10	0
George Bochetto	5	0.78%	2	3	0
Jeff Bartos	32	5.02%	27	5	0
Dave McCormick	218	34.22%	176	42	0
Sean Gale	1	0.16%	1	0	0
Carla Sands	54	8.48%	38	16	0
Write-In Totals	5	0.78%	3	2	0
Write-In: John Fetterman	3	0.47%	1	2	0
Not Assigned	2	0.31%	2	0	0
Total Votes Cast	637	100.00%	544	93	0
Contest Totals	650		552	98	0

Charleston Township

REP GOVERNOR

Vote For 1

	TOTAL	VOTE %	Election Day	Absentee /Mail-in Ballots	Provisional
Lou Barletta	71	11.16%	61	10	0
Douglas V. Mastriano	357	56.13%	335	22	0
Nche Zama	9	1.42%	7	2	0
Dave White	97	15.25%	76	21	0
Melissa Hart	24	3.77%	14	10	0
Bill McSwain	47	7.39%	31	16	0
Charlie Gerow	8	1.26%	6	2	0
Joe Gale	5	0.79%	5	0	0
Jake Corman	14	2.20%	9	5	0
Write-In Totals	4	0.63%	1	3	0
Write-In: Josh Shapiro	4	0.63%	1	3	0
Not Assigned	0	0.00%	0	0	0
Total Votes Cast	636	100.00%	545	91	0
Contest Totals	650		552	98	0

REP LIEUTENANT GOVERNOR

Vote For 1

	TOTAL	VOTE %	Election Day	Absentee /Mail-in Ballots	Provisional
Clarice Schillinger	62	10.47%	55	7	0
James Earl Jones	60	10.14%	54	6	0
Rick Saccone	87	14.70%	76	11	0
John Brown	26	4.39%	17	9	0
Chris Frye	36	6.08%	32	4	0
Jeff Coleman	88	14.86%	75	13	0
Russ Diamond	17	2.87%	14	3	0
Carrie Lewis DelRosso	97	16.39%	80	17	0
Teddy Daniels	115	19.43%	102	13	0
Write-In Totals	4	0.68%	1	3	0
Write-In: Austin Davis	3	0.51%	0	3	0
Write-In: Brian Sims	1	0.17%	1	0	0
Not Assigned	0	0.00%	0	0	0
Total Votes Cast	592	100.00%	506	86	0
Contest Totals	650		552	98	0

Charleston Township

REP REP IN CONGRESS 15TH DIS

Vote For 1

	TOTAL	VOTE %		Election Day	Absentee /Mail-in Ballots	Provisional
Glenn GT Thompson	554	100.00%	<div style="width: 100%; height: 10px; background-color: #ffc107;"></div>	479	75	0
Write-In Totals	0	0.00%	<div style="width: 0%; height: 10px; background-color: #6c757d;"></div>	0	0	0
Not Assigned	0	0.00%	<div style="width: 0%; height: 10px; background-color: #6c757d;"></div>	0	0	0
Total Votes Cast	554	100.00%	<div style="width: 100%; height: 10px; background-color: #ffc107;"></div>	479	75	0
Contest Totals	650			552	98	0

REP REP IN THE GEN ASSEM 68TH DIS

Vote For 1

	TOTAL	VOTE %		Election Day	Absentee /Mail-in Ballots	Provisional
Clint Owlett	619	99.52%	<div style="width: 99.52%; height: 10px; background-color: #ffc107;"></div>	535	84	0
Write-In Totals	3	0.48%	<div style="width: 0.48%; height: 10px; background-color: #6c757d;"></div>	1	2	0
Not Assigned	3	0.48%	<div style="width: 0.48%; height: 10px; background-color: #6c757d;"></div>	1	2	0
Total Votes Cast	622	100.00%	<div style="width: 100%; height: 10px; background-color: #ffc107;"></div>	536	86	0
Contest Totals	650			552	98	0

REP MEMBER OF THE REPUBLICAN STATE COMMITTEE

Vote For 2

	TOTAL	VOTE %		Election Day	Absentee /Mail-in Ballots	Provisional
Sandy Wilson	553	49.51%	<div style="width: 49.51%; height: 10px; background-color: #ffc107;"></div>	476	77	0
Gary Wilson	493	44.14%	<div style="width: 44.14%; height: 10px; background-color: #ffc107;"></div>	422	71	0
Carol Druck	70	6.27%	<div style="width: 6.27%; height: 10px; background-color: #ffc107;"></div>	60	10	0
Write-In Totals	1	0.09%	<div style="width: 0.09%; height: 10px; background-color: #6c757d;"></div>	1	0	0
Not Assigned	1	0.09%	<div style="width: 0.09%; height: 10px; background-color: #6c757d;"></div>	1	0	0
Total Votes Cast	1,117	100.00%	<div style="width: 100%; height: 10px; background-color: #ffc107;"></div>	959	158	0
Contest Totals	1,300			1,104	196	0

REP REP COMM MAN Charleston Township

Vote For 1

	TOTAL	VOTE %		Election Day	Absentee /Mail-in Ballots	Provisional
Gary Wilson	601	100.00%	<div style="width: 100%; height: 10px; background-color: #ffc107;"></div>	515	86	0
Write-In Totals	0	0.00%	<div style="width: 0%; height: 10px; background-color: #6c757d;"></div>	0	0	0
Not Assigned	0	0.00%	<div style="width: 0%; height: 10px; background-color: #6c757d;"></div>	0	0	0
Total Votes Cast	601	100.00%	<div style="width: 100%; height: 10px; background-color: #ffc107;"></div>	515	86	0
Contest Totals	650			552	98	0

Charleston Township

REP REP COMM WOMAN Charleston Township

Vote For 1

	TOTAL	VOTE %		Election Day	Absentee /Mail-in Ballots	Provisional
Pamela J. English	586	98.65%	<div style="width: 98.65%; background-color: #f0e68c;"></div>	504	82	0
Write-In Totals	8	1.35%	<div style="width: 1.35%; background-color: #d3d3d3;"></div>	7	1	0
Not Assigned	8	1.35%	<div style="width: 1.35%; background-color: #d3d3d3;"></div>	7	1	0
Total Votes Cast	594	100.00%	<div style="width: 100.00%; background-color: #f0e68c;"></div>	511	83	0
Contest Totals	650			552	98	0

Chatham Township

Statistics

	TOTAL	Election Day	Absentee /Mail-in Ballots	Provisional
Registered Voters - Total	452			
Registered Voters - Democratic	84			
Registered Voters - Republican	313			
Registered Voters - Nonpartisan	55			
Ballots Cast - Total	143	132	11	0
Ballots Cast - Democratic	29	23	6	0
Ballots Cast - Republican	114	109	5	0
Ballots Cast - Nonpartisan	0	0	0	0
Ballots Cast - Blank	0	0	0	0
Voter Turnout - Total	31.64%			
Voter Turnout - Democratic	34.52%			
Voter Turnout - Republican	36.42%			
Voter Turnout - Nonpartisan	0.00%			

DEM UNITED STATES SENATOR

Vote For 1

	TOTAL	VOTE %		Election Day	Absentee /Mail-in Ballots	Provisional
Alex Khalil	2	6.90%	<div style="width: 6.90%;"></div>	2	0	0
Conor Lamb	2	6.90%	<div style="width: 6.90%;"></div>	2	0	0
Malcolm Kenyatta	1	3.45%	<div style="width: 3.45%;"></div>	1	0	0
John Fetterman	24	82.76%	<div style="width: 82.76%;"></div>	18	6	0
Write-In Totals	0	0.00%	<div style="width: 0.00%;"></div>	0	0	0
Write-In: Kathy Barnette	0	0.00%	<div style="width: 0.00%;"></div>	0	0	0
Write-In: Mehmet Oz	0	0.00%	<div style="width: 0.00%;"></div>	0	0	0
Write-In: Dave McCormick	0	0.00%	<div style="width: 0.00%;"></div>	0	0	0
Write-In: Jeff Bartos	0	0.00%	<div style="width: 0.00%;"></div>	0	0	0
Not Assigned	0	0.00%	<div style="width: 0.00%;"></div>	0	0	0
Total Votes Cast	29	100.00%	<div style="width: 100.00%;"></div>	23	6	0
Contest Totals	29			23	6	0

DEM GOVERNOR

Vote For 1

	TOTAL	VOTE %		Election Day	Absentee /Mail-in Ballots	Provisional
Josh Shapiro	25	96.15%	<div style="width: 96.15%;"></div>	19	6	0
Write-In Totals	1	3.85%	<div style="width: 3.85%;"></div>	1	0	0
Write-In: Dave White	0	0.00%	<div style="width: 0.00%;"></div>	0	0	0
Write-In: Lou Barletta	0	0.00%	<div style="width: 0.00%;"></div>	0	0	0
Write-In: Nche Zama	0	0.00%	<div style="width: 0.00%;"></div>	0	0	0
Write-In: Melissa Hart	0	0.00%	<div style="width: 0.00%;"></div>	0	0	0
Write-In: Douglas V. Mastriano	0	0.00%	<div style="width: 0.00%;"></div>	0	0	0
Not Assigned	1	3.85%	<div style="width: 3.85%;"></div>	1	0	0
Total Votes Cast	26	100.00%	<div style="width: 100.00%;"></div>	20	6	0
Contest Totals	29			23	6	0

Chatham Township

DEM LIEUTENANT GOVERNOR

Vote For 1

	TOTAL	VOTE %		Election Day	Absentee /Mail-in Ballots	Provisional
Austin Davis	18	64.29%	<div style="width: 64.29%;"><div style="width: 64.29%;"></div></div>	18	0	0
Ray Sosa	4	14.29%	<div style="width: 14.29%;"><div style="width: 14.29%;"></div></div>	2	2	0
Brian Sims	6	21.43%	<div style="width: 21.43%;"><div style="width: 21.43%;"></div></div>	2	4	0
Write-In Totals	0	0.00%	<div style="width: 0.00%;"><div style="width: 0.00%;"></div></div>	0	0	0
Write-In: Jeff Coleman	0	0.00%	<div style="width: 0.00%;"><div style="width: 0.00%;"></div></div>	0	0	0
Write-In: Carrie Lewis DelRosso	0	0.00%	<div style="width: 0.00%;"><div style="width: 0.00%;"></div></div>	0	0	0
Write-In: Teddy Daniels	0	0.00%	<div style="width: 0.00%;"><div style="width: 0.00%;"></div></div>	0	0	0
Write-In: James Earl Jones	0	0.00%	<div style="width: 0.00%;"><div style="width: 0.00%;"></div></div>	0	0	0
Write-In: Rick Saccone	0	0.00%	<div style="width: 0.00%;"><div style="width: 0.00%;"></div></div>	0	0	0
Write-In: Chris Frye	0	0.00%	<div style="width: 0.00%;"><div style="width: 0.00%;"></div></div>	0	0	0
Write-In: John Brown	0	0.00%	<div style="width: 0.00%;"><div style="width: 0.00%;"></div></div>	0	0	0
Write-In: Clarice Schillinger	0	0.00%	<div style="width: 0.00%;"><div style="width: 0.00%;"></div></div>	0	0	0
Write-In: Russ Diamond	0	0.00%	<div style="width: 0.00%;"><div style="width: 0.00%;"></div></div>	0	0	0
Not Assigned	0	0.00%	<div style="width: 0.00%;"><div style="width: 0.00%;"></div></div>	0	0	0
Total Votes Cast	28	100.00%	<div style="width: 100.00%;"><div style="width: 100.00%;"></div></div>	22	6	0
Contest Totals	29			23	6	0

DEM REP IN CONGRESS 15TH DIS

Vote For 1

	TOTAL	VOTE %		Election Day	Absentee /Mail-in Ballots	Provisional
Write-In Totals	4	100.00%	<div style="width: 100.00%;"><div style="width: 100.00%;"></div></div>	4	0	0
Write-In: Mike Molesevich	3	75.00%	<div style="width: 75.00%;"><div style="width: 75.00%;"></div></div>	3	0	0
Write-In: Ronnie Ray Jenkins	0	0.00%	<div style="width: 0.00%;"><div style="width: 0.00%;"></div></div>	0	0	0
Write-In: Glenn GT Thompson	0	0.00%	<div style="width: 0.00%;"><div style="width: 0.00%;"></div></div>	0	0	0
Not Assigned	1	25.00%	<div style="width: 25.00%;"><div style="width: 25.00%;"></div></div>	1	0	0
Total Votes Cast	4	100.00%	<div style="width: 100.00%;"><div style="width: 100.00%;"></div></div>	4	0	0
Contest Totals	29			23	6	0

DEM REP IN THE GEN ASSEM 68TH DIS

Vote For 1

	TOTAL	VOTE %		Election Day	Absentee /Mail-in Ballots	Provisional
Write-In Totals	2	100.00%	<div style="width: 100.00%;"><div style="width: 100.00%;"></div></div>	1	1	0
Write-In: Carrie Heath	1	50.00%	<div style="width: 50.00%;"><div style="width: 50.00%;"></div></div>	0	1	0
Write-In: Clint Owlett	0	0.00%	<div style="width: 0.00%;"><div style="width: 0.00%;"></div></div>	0	0	0
Not Assigned	1	50.00%	<div style="width: 50.00%;"><div style="width: 50.00%;"></div></div>	1	0	0
Total Votes Cast	2	100.00%	<div style="width: 100.00%;"><div style="width: 100.00%;"></div></div>	1	1	0
Contest Totals	29			23	6	0

Chatham Township

DEM MEMBER DEM STATE COMM 59TH DIST

Vote For 1

	TOTAL	VOTE %		Election Day	Absentee /Mail-in Ballots	Provisional
Write-In Totals	1	100.00%	<div style="width: 100%; height: 10px; background-color: #ffc107;"></div>	1	0	0
Write-In: Gabe Hakvagg	0	0.00%	<div style="width: 0%; height: 10px; background-color: #6c757d;"></div>	0	0	0
Write-In: Carrie Heath	0	0.00%	<div style="width: 0%; height: 10px; background-color: #6c757d;"></div>	0	0	0
Write-In: Sandy Wilson	0	0.00%	<div style="width: 0%; height: 10px; background-color: #6c757d;"></div>	0	0	0
Write-In: Non Registered Candidate	0	0.00%	<div style="width: 0%; height: 10px; background-color: #6c757d;"></div>	0	0	0
Write-In: Carol Druck	0	0.00%	<div style="width: 0%; height: 10px; background-color: #6c757d;"></div>	0	0	0
Write-In: Gary Wilson	0	0.00%	<div style="width: 0%; height: 10px; background-color: #6c757d;"></div>	0	0	0
Not Assigned	1	100.00%	<div style="width: 100%; height: 10px; background-color: #ffc107;"></div>	1	0	0
Total Votes Cast	1	100.00%	<div style="width: 100%; height: 10px; background-color: #ffc107;"></div>	1	0	0
Contest Totals	29			23	6	0

DEM DEM COMM Chatham Township

Vote For 2

	TOTAL	VOTE %		Election Day	Absentee /Mail-in Ballots	Provisional
Write-In Totals	0			0	0	0
Not Assigned	0			0	0	0
Total Votes Cast	0			0	0	0
Contest Totals	58			46	12	0

REP UNITED STATES SENATOR

Vote For 1

	TOTAL	VOTE %		Election Day	Absentee /Mail-in Ballots	Provisional
Kathy Barnette	24	21.82%	<div style="width: 21.82%; height: 10px; background-color: #ffc107;"></div>	24	0	0
Mehmet Oz	38	34.55%	<div style="width: 34.55%; height: 10px; background-color: #ffc107;"></div>	37	1	0
George Bochetto	2	1.82%	<div style="width: 1.82%; height: 10px; background-color: #ffc107;"></div>	2	0	0
Jeff Bartos	7	6.36%	<div style="width: 6.36%; height: 10px; background-color: #ffc107;"></div>	7	0	0
Dave McCormick	32	29.09%	<div style="width: 29.09%; height: 10px; background-color: #ffc107;"></div>	31	1	0
Sean Gale	0	0.00%	<div style="width: 0%; height: 10px; background-color: #6c757d;"></div>	0	0	0
Carla Sands	7	6.36%	<div style="width: 6.36%; height: 10px; background-color: #ffc107;"></div>	4	3	0
Write-In Totals	0	0.00%	<div style="width: 0%; height: 10px; background-color: #6c757d;"></div>	0	0	0
Write-In: John Fetterman	0	0.00%	<div style="width: 0%; height: 10px; background-color: #6c757d;"></div>	0	0	0
Not Assigned	0	0.00%	<div style="width: 0%; height: 10px; background-color: #6c757d;"></div>	0	0	0
Total Votes Cast	110	100.00%	<div style="width: 100%; height: 10px; background-color: #ffc107;"></div>	105	5	0
Contest Totals	114			109	5	0

Chatham Township

REP GOVERNOR

Vote For 1

	TOTAL	VOTE %	Election Day	Absentee /Mail-in Ballots	Provisional
Lou Barletta	9	8.26%	9	0	0
Douglas V. Mastriano	72	66.06%	71	1	0
Nche Zama	3	2.75%	1	2	0
Dave White	7	6.42%	6	1	0
Melissa Hart	2	1.83%	2	0	0
Bill McSwain	6	5.50%	6	0	0
Charlie Gerow	5	4.59%	5	0	0
Joe Gale	1	0.92%	1	0	0
Jake Corman	4	3.67%	3	1	0
Write-In Totals	0	0.00%	0	0	0
Write-In: Josh Shapiro	0	0.00%	0	0	0
Not Assigned	0	0.00%	0	0	0
Total Votes Cast	109	100.00%	104	5	0
Contest Totals	114		109	5	0

REP LIEUTENANT GOVERNOR

Vote For 1

	TOTAL	VOTE %	Election Day	Absentee /Mail-in Ballots	Provisional
Clarice Schillinger	8	8.60%	8	0	0
James Earl Jones	13	13.98%	10	3	0
Rick Saccone	11	11.83%	11	0	0
John Brown	9	9.68%	9	0	0
Chris Frye	4	4.30%	4	0	0
Jeff Coleman	12	12.90%	12	0	0
Russ Diamond	6	6.45%	4	2	0
Carrie Lewis DelRosso	7	7.53%	7	0	0
Teddy Daniels	23	24.73%	23	0	0
Write-In Totals	0	0.00%	0	0	0
Write-In: Austin Davis	0	0.00%	0	0	0
Write-In: Brian Sims	0	0.00%	0	0	0
Not Assigned	0	0.00%	0	0	0
Total Votes Cast	93	100.00%	88	5	0
Contest Totals	114		109	5	0

Chatham Township

REP REP IN CONGRESS 15TH DIS

Vote For 1

	TOTAL	VOTE %	Election Day	Absentee /Mail-in Ballots	Provisional
Glenn GT Thompson	91	97.85%	88	3	0
Write-In Totals	2	2.15%	2	0	0
Not Assigned	2	2.15%	2	0	0
Total Votes Cast	93	100.00%	90	3	0
Contest Totals	114		109	5	0

REP REP IN THE GEN ASSEM 68TH DIS

Vote For 1

	TOTAL	VOTE %	Election Day	Absentee /Mail-in Ballots	Provisional
Clint Owlett	106	100.00%	103	3	0
Write-In Totals	0	0.00%	0	0	0
Not Assigned	0	0.00%	0	0	0
Total Votes Cast	106	100.00%	103	3	0
Contest Totals	114		109	5	0

REP MEMBER OF THE REPUBLICAN STATE COMMITTEE

Vote For 2

	TOTAL	VOTE %	Election Day	Absentee /Mail-in Ballots	Provisional
Sandy Wilson	60	39.47%	57	3	0
Gary Wilson	56	36.84%	55	1	0
Carol Druck	36	23.68%	36	0	0
Write-In Totals	0	0.00%	0	0	0
Not Assigned	0	0.00%	0	0	0
Total Votes Cast	152	100.00%	148	4	0
Contest Totals	228		218	10	0

REP REP COMM MAN Chatham Township




Vote For 1

	TOTAL	VOTE %	Election Day	Absentee /Mail-in Ballots	Provisional
Write-In Totals	6	100.00%	6	0	0
Not Assigned	6	100.00%	6	0	0
Total Votes Cast	6	100.00%	6	0	0
Contest Totals	114		109	5	0

Chatham Township

REP REP COMM WOMAN Chatham Township

Vote For 1

	TOTAL	VOTE %		Election Day	Absentee /Mail-in Ballots	Provisional
Write-In Totals	1	100.00%		1	0	0
Not Assigned	1	100.00%		1	0	0
Total Votes Cast	1	100.00%		1	0	0
Contest Totals	114			109	5	0

Clymer Township

Statistics

	TOTAL	Election Day	Absentee /Mail-in Ballots	Provisional
Registered Voters - Total	424			
Registered Voters - Democratic	87			
Registered Voters - Republican	285			
Registered Voters - Nonpartisan	52			
Ballots Cast - Total	165	145	20	0
Ballots Cast - Democratic	40	26	14	0
Ballots Cast - Republican	125	119	6	0
Ballots Cast - Nonpartisan	0	0	0	0
Ballots Cast - Blank	1	1	0	0
Voter Turnout - Total	38.92%			
Voter Turnout - Democratic	45.98%			
Voter Turnout - Republican	43.86%			
Voter Turnout - Nonpartisan	0.00%			

DEM UNITED STATES SENATOR

Vote For 1

	TOTAL	VOTE %	Election Day	Absentee /Mail-in Ballots	Provisional
Alex Khalil	1	2.63%	1	0	0
Conor Lamb	3	7.89%	3	0	0
Malcolm Kenyatta	2	5.26%	0	2	0
John Fetterman	29	76.32%	17	12	0
Write-In Totals	3	7.89%	3	0	0
Write-In: Mehmet Oz	2	5.26%	2	0	0
Write-In: Dave McCormick	1	2.63%	1	0	0
Write-In: Kathy Barnette	0	0.00%	0	0	0
Write-In: Jeff Bartos	0	0.00%	0	0	0
Not Assigned	0	0.00%	0	0	0
Total Votes Cast	38	100.00%	24	14	0
Contest Totals	40		26	14	0

DEM GOVERNOR

Vote For 1

	TOTAL	VOTE %	Election Day	Absentee /Mail-in Ballots	Provisional
Josh Shapiro	33	91.67%	20	13	0
Write-In Totals	3	8.33%	3	0	0
Write-In: Nche Zama	1	2.78%	1	0	0
Write-In: Douglas V. Mastriano	1	2.78%	1	0	0
Write-In: Dave White	0	0.00%	0	0	0
Write-In: Lou Barletta	0	0.00%	0	0	0
Write-In: Melissa Hart	0	0.00%	0	0	0
Not Assigned	1	2.78%	1	0	0
Total Votes Cast	36	100.00%	23	13	0
Contest Totals	40		26	14	0

Clymer Township

DEM LIEUTENANT GOVERNOR

Vote For 1

	TOTAL	VOTE %		Election Day	Absentee /Mail-in Ballots	Provisional
Austin Davis	20	57.14%	<div style="width: 57.14%; background-color: #ffc107;"></div>	13	7	0
Ray Sosa	7	20.00%	<div style="width: 20.00%; background-color: #ffc107;"></div>	7	0	0
Brian Sims	7	20.00%	<div style="width: 20.00%; background-color: #ffc107;"></div>	1	6	0
Write-In Totals	1	2.86%	<div style="width: 2.86%; background-color: #ffc107;"></div>	1	0	0
Write-In: Chris Frye	1	2.86%	<div style="width: 2.86%; background-color: #ffc107;"></div>	1	0	0
Write-In: Jeff Coleman	0	0.00%	<div style="width: 0.00%; background-color: #ffc107;"></div>	0	0	0
Write-In: Carrie Lewis DelRosso	0	0.00%	<div style="width: 0.00%; background-color: #ffc107;"></div>	0	0	0
Write-In: Teddy Daniels	0	0.00%	<div style="width: 0.00%; background-color: #ffc107;"></div>	0	0	0
Write-In: James Earl Jones	0	0.00%	<div style="width: 0.00%; background-color: #ffc107;"></div>	0	0	0
Write-In: Rick Saccone	0	0.00%	<div style="width: 0.00%; background-color: #ffc107;"></div>	0	0	0
Write-In: John Brown	0	0.00%	<div style="width: 0.00%; background-color: #ffc107;"></div>	0	0	0
Write-In: Clarice Schillinger	0	0.00%	<div style="width: 0.00%; background-color: #ffc107;"></div>	0	0	0
Write-In: Russ Diamond	0	0.00%	<div style="width: 0.00%; background-color: #ffc107;"></div>	0	0	0
Not Assigned	0	0.00%	<div style="width: 0.00%; background-color: #ffc107;"></div>	0	0	0
Total Votes Cast	35	100.00%	<div style="width: 100.00%; background-color: #ffc107;"></div>	22	13	0
Contest Totals	40			26	14	0

DEM REP IN CONGRESS 15TH DIS

Vote For 1

	TOTAL	VOTE %		Election Day	Absentee /Mail-in Ballots	Provisional
Write-In Totals	5	100.00%	<div style="width: 100.00%; background-color: #ffc107;"></div>	3	2	0
Write-In: Ronnie Ray Jenkins	2	40.00%	<div style="width: 40.00%; background-color: #ffc107;"></div>	0	2	0
Write-In: Glenn GT Thompson	2	40.00%	<div style="width: 40.00%; background-color: #ffc107;"></div>	2	0	0
Write-In: Mike Molesevich	0	0.00%	<div style="width: 0.00%; background-color: #ffc107;"></div>	0	0	0
Not Assigned	1	20.00%	<div style="width: 20.00%; background-color: #ffc107;"></div>	1	0	0
Total Votes Cast	5	100.00%	<div style="width: 100.00%; background-color: #ffc107;"></div>	3	2	0
Contest Totals	40			26	14	0

DEM REP IN THE GEN ASSEM 68TH DIS

Vote For 1

	TOTAL	VOTE %		Election Day	Absentee /Mail-in Ballots	Provisional
Write-In Totals	4	100.00%	<div style="width: 100.00%; background-color: #ffc107;"></div>	2	2	0
Write-In: Clint Owlett	4	100.00%	<div style="width: 100.00%; background-color: #ffc107;"></div>	2	2	0
Write-In: Carrie Heath	0	0.00%	<div style="width: 0.00%; background-color: #ffc107;"></div>	0	0	0
Not Assigned	0	0.00%	<div style="width: 0.00%; background-color: #ffc107;"></div>	0	0	0
Total Votes Cast	4	100.00%	<div style="width: 100.00%; background-color: #ffc107;"></div>	2	2	0
Contest Totals	40			26	14	0

Clymer Township

DEM MEMBER DEM STATE COMM 59TH DIST

Vote For 1

	TOTAL	VOTE %		Election Day	Absentee /Mail-in Ballots	Provisional
Write-In Totals	3	100.00%	<div style="width: 100%; height: 10px; background-color: #ffc107;"></div>	1	2	0
Write-In: Carol Druck	1	33.33%	<div style="width: 33.33%; height: 10px; background-color: #ffc107;"></div>	1	0	0
Write-In: Gabe Hakvagg	0	0.00%	<div style="width: 0%; height: 10px; background-color: #ffc107;"></div>	0	0	0
Write-In: Carrie Heath	0	0.00%	<div style="width: 0%; height: 10px; background-color: #ffc107;"></div>	0	0	0
Write-In: Sandy Wilson	0	0.00%	<div style="width: 0%; height: 10px; background-color: #ffc107;"></div>	0	0	0
Write-In: Non Registered Candidate	0	0.00%	<div style="width: 0%; height: 10px; background-color: #ffc107;"></div>	0	0	0
Write-In: Gary Wilson	0	0.00%	<div style="width: 0%; height: 10px; background-color: #ffc107;"></div>	0	0	0
Not Assigned	2	66.67%	<div style="width: 66.67%; height: 10px; background-color: #ffc107;"></div>	0	2	0
Total Votes Cast	3	100.00%	<div style="width: 100%; height: 10px; background-color: #ffc107;"></div>	1	2	0
Contest Totals	40			26	14	0

DEM DEM COMM Clymer Township

Vote For 2

	TOTAL	VOTE %		Election Day	Absentee /Mail-in Ballots	Provisional
Write-In Totals	5	100.00%	<div style="width: 100%; height: 10px; background-color: #ffc107;"></div>	3	2	0
Not Assigned	5	100.00%	<div style="width: 100%; height: 10px; background-color: #ffc107;"></div>	3	2	0
Total Votes Cast	5	100.00%	<div style="width: 100%; height: 10px; background-color: #ffc107;"></div>	3	2	0
Contest Totals	80			52	28	0

REP UNITED STATES SENATOR

Vote For 1

	TOTAL	VOTE %		Election Day	Absentee /Mail-in Ballots	Provisional
Kathy Barnette	16	13.22%	<div style="width: 13.22%; height: 10px; background-color: #ffc107;"></div>	16	0	0
Mehmet Oz	36	29.75%	<div style="width: 29.75%; height: 10px; background-color: #ffc107;"></div>	35	1	0
George Bochetto	1	0.83%	<div style="width: 0.83%; height: 10px; background-color: #ffc107;"></div>	1	0	0
Jeff Bartos	18	14.88%	<div style="width: 14.88%; height: 10px; background-color: #ffc107;"></div>	18	0	0
Dave McCormick	38	31.40%	<div style="width: 31.40%; height: 10px; background-color: #ffc107;"></div>	36	2	0
Sean Gale	1	0.83%	<div style="width: 0.83%; height: 10px; background-color: #ffc107;"></div>	1	0	0
Carla Sands	10	8.26%	<div style="width: 8.26%; height: 10px; background-color: #ffc107;"></div>	8	2	0
Write-In Totals	1	0.83%	<div style="width: 0.83%; height: 10px; background-color: #ffc107;"></div>	1	0	0
Write-In: John Fetterman	1	0.83%	<div style="width: 0.83%; height: 10px; background-color: #ffc107;"></div>	1	0	0
Not Assigned	0	0.00%	<div style="width: 0%; height: 10px; background-color: #ffc107;"></div>	0	0	0
Total Votes Cast	121	100.00%	<div style="width: 100%; height: 10px; background-color: #ffc107;"></div>	116	5	0
Contest Totals	125			119	6	0

Clymer Township

REP GOVERNOR

Vote For 1

	TOTAL	VOTE %	Election Day	Absentee /Mail-in Ballots	Provisional
Lou Barletta	16	13.22%	16	0	0
Douglas V. Mastriano	62	51.24%	60	2	0
Nche Zama	2	1.65%	2	0	0
Dave White	12	9.92%	11	1	0
Melissa Hart	4	3.31%	3	1	0
Bill McSwain	16	13.22%	15	1	0
Charlie Gerow	3	2.48%	2	1	0
Joe Gale	1	0.83%	1	0	0
Jake Corman	3	2.48%	3	0	0
Write-In Totals	2	1.65%	2	0	0
Write-In: Josh Shapiro	1	0.83%	1	0	0
Not Assigned	1	0.83%	1	0	0
Total Votes Cast	121	100.00%	115	6	0
Contest Totals	125		119	6	0

REP LIEUTENANT GOVERNOR

Vote For 1

	TOTAL	VOTE %	Election Day	Absentee /Mail-in Ballots	Provisional
Clarice Schillinger	14	12.84%	14	0	0
James Earl Jones	9	8.26%	9	0	0
Rick Saccone	20	18.35%	19	1	0
John Brown	13	11.93%	10	3	0
Chris Frye	12	11.01%	10	2	0
Jeff Coleman	9	8.26%	9	0	0
Russ Diamond	5	4.59%	5	0	0
Carrie Lewis DelRosso	9	8.26%	9	0	0
Teddy Daniels	18	16.51%	18	0	0
Write-In Totals	0	0.00%	0	0	0
Write-In: Austin Davis	0	0.00%	0	0	0
Write-In: Brian Sims	0	0.00%	0	0	0
Not Assigned	0	0.00%	0	0	0
Total Votes Cast	109	100.00%	103	6	0
Contest Totals	125		119	6	0

Clymer Township

REP REP IN CONGRESS 15TH DIS

Vote For 1

	TOTAL	VOTE %	Election Day	Absentee /Mail-in Ballots	Provisional
Glenn GT Thompson	104	99.05%	99	5	0
Write-In Totals	1	0.95%	1	0	0
Not Assigned	1	0.95%	1	0	0
Total Votes Cast	105	100.00%	100	5	0
Contest Totals	125		119	6	0

REP REP IN THE GEN ASSEM 68TH DIS

Vote For 1

	TOTAL	VOTE %	Election Day	Absentee /Mail-in Ballots	Provisional
Clint Owlett	111	99.11%	106	5	0
Write-In Totals	1	0.89%	1	0	0
Not Assigned	1	0.89%	1	0	0
Total Votes Cast	112	100.00%	107	5	0
Contest Totals	125		119	6	0

REP MEMBER OF THE REPUBLICAN STATE COMMITTEE

Vote For 2

	TOTAL	VOTE %	Election Day	Absentee /Mail-in Ballots	Provisional
Sandy Wilson	34	23.61%	31	3	0
Gary Wilson	41	28.47%	38	3	0
Carol Druck	68	47.22%	66	2	0
Write-In Totals	1	0.69%	1	0	0
Not Assigned	1	0.69%	1	0	0
Total Votes Cast	144	100.00%	136	8	0
Contest Totals	250		238	12	0

REP REP COMM MAN Clymer Township





Vote For 1

	TOTAL	VOTE %	Election Day	Absentee /Mail-in Ballots	Provisional
Philip Druck	97	98.98%	93	4	0
Write-In Totals	1	1.02%	1	0	0
Not Assigned	1	1.02%	1	0	0
Total Votes Cast	98	100.00%	94	4	0
Contest Totals	125		119	6	0

Clymer Township

REP REP COMM WOMAN Clymer Township

Vote For 1

	TOTAL	VOTE %		Election Day	Absentee /Mail-in Ballots	Provisional
Carol Druck	93	98.94%		90	3	0
Write-In Totals	1	1.06%		1	0	0
Not Assigned	1	1.06%		1	0	0
Total Votes Cast	94	100.00%		91	3	0
Contest Totals	125			119	6	0

Covington Township

Statistics

	TOTAL	Election Day	Absentee /Mail-in Ballots	Provisional
Registered Voters - Total	674			
Registered Voters - Democratic	113			
Registered Voters - Republican	476			
Registered Voters - Nonpartisan	85			
Ballots Cast - Total	254	229	25	0
Ballots Cast - Democratic	28	24	4	0
Ballots Cast - Republican	226	205	21	0
Ballots Cast - Nonpartisan	0	0	0	0
Ballots Cast - Blank	0	0	0	0
Voter Turnout - Total	37.69%			
Voter Turnout - Democratic	24.78%			
Voter Turnout - Republican	47.48%			
Voter Turnout - Nonpartisan	0.00%			

DEM UNITED STATES SENATOR

Vote For 1

	TOTAL	VOTE %		Election Day	Absentee /Mail-in Ballots	Provisional
Alex Khalil	2	7.14%	<div style="width: 7.14%;"></div>	2	0	0
Conor Lamb	7	25.00%	<div style="width: 25.00%;"></div>	6	1	0
Malcolm Kenyatta	0	0.00%	<div style="width: 0.00%;"></div>	0	0	0
John Fetterman	19	67.86%	<div style="width: 67.86%;"></div>	16	3	0
Write-In Totals	0	0.00%	<div style="width: 0.00%;"></div>	0	0	0
Write-In: Kathy Barnette	0	0.00%	<div style="width: 0.00%;"></div>	0	0	0
Write-In: Mehmet Oz	0	0.00%	<div style="width: 0.00%;"></div>	0	0	0
Write-In: Dave McCormick	0	0.00%	<div style="width: 0.00%;"></div>	0	0	0
Write-In: Jeff Bartos	0	0.00%	<div style="width: 0.00%;"></div>	0	0	0
Not Assigned	0	0.00%	<div style="width: 0.00%;"></div>	0	0	0
Total Votes Cast	28	100.00%	<div style="width: 100.00%;"></div>	24	4	0
Contest Totals	28			24	4	0

DEM GOVERNOR

Vote For 1

	TOTAL	VOTE %		Election Day	Absentee /Mail-in Ballots	Provisional
Josh Shapiro	25	96.15%	<div style="width: 96.15%;"></div>	22	3	0
Write-In Totals	1	3.85%	<div style="width: 3.85%;"></div>	0	1	0
Write-In: Nche Zama	1	3.85%	<div style="width: 3.85%;"></div>	0	1	0
Write-In: Dave White	0	0.00%	<div style="width: 0.00%;"></div>	0	0	0
Write-In: Lou Barletta	0	0.00%	<div style="width: 0.00%;"></div>	0	0	0
Write-In: Melissa Hart	0	0.00%	<div style="width: 0.00%;"></div>	0	0	0
Write-In: Douglas V. Mastriano	0	0.00%	<div style="width: 0.00%;"></div>	0	0	0
Not Assigned	0	0.00%	<div style="width: 0.00%;"></div>	0	0	0
Total Votes Cast	26	100.00%	<div style="width: 100.00%;"></div>	22	4	0
Contest Totals	28			24	4	0

Covington Township

DEM LIEUTENANT GOVERNOR

Vote For 1

	TOTAL	VOTE %		Election Day	Absentee /Mail-in Ballots	Provisional
Austin Davis	14	51.85%	<div style="width: 51.85%; background-color: #ffc107;"></div>	13	1	0
Ray Sosa	6	22.22%	<div style="width: 22.22%; background-color: #ffc107;"></div>	3	3	0
Brian Sims	7	25.93%	<div style="width: 25.93%; background-color: #ffc107;"></div>	7	0	0
Write-In Totals	0	0.00%	<div style="width: 0.00%; background-color: #ffc107;"></div>	0	0	0
Write-In: Jeff Coleman	0	0.00%	<div style="width: 0.00%; background-color: #ffc107;"></div>	0	0	0
Write-In: Carrie Lewis DelRosso	0	0.00%	<div style="width: 0.00%; background-color: #ffc107;"></div>	0	0	0
Write-In: Teddy Daniels	0	0.00%	<div style="width: 0.00%; background-color: #ffc107;"></div>	0	0	0
Write-In: James Earl Jones	0	0.00%	<div style="width: 0.00%; background-color: #ffc107;"></div>	0	0	0
Write-In: Rick Saccone	0	0.00%	<div style="width: 0.00%; background-color: #ffc107;"></div>	0	0	0
Write-In: Chris Frye	0	0.00%	<div style="width: 0.00%; background-color: #ffc107;"></div>	0	0	0
Write-In: John Brown	0	0.00%	<div style="width: 0.00%; background-color: #ffc107;"></div>	0	0	0
Write-In: Clarice Schillinger	0	0.00%	<div style="width: 0.00%; background-color: #ffc107;"></div>	0	0	0
Write-In: Russ Diamond	0	0.00%	<div style="width: 0.00%; background-color: #ffc107;"></div>	0	0	0
Not Assigned	0	0.00%	<div style="width: 0.00%; background-color: #ffc107;"></div>	0	0	0
Total Votes Cast	27	100.00%	<div style="width: 100%; background-color: #ffc107;"></div>	23	4	0
Contest Totals	28			24	4	0

DEM REP IN CONGRESS 15TH DIS

Vote For 1

	TOTAL	VOTE %		Election Day	Absentee /Mail-in Ballots	Provisional
Write-In Totals	6	100.00%	<div style="width: 100%; background-color: #ffc107;"></div>	4	2	0
Write-In: Mike Molesevich	5	83.33%	<div style="width: 83.33%; background-color: #ffc107;"></div>	4	1	0
Write-In: Ronnie Ray Jenkins	1	16.67%	<div style="width: 16.67%; background-color: #ffc107;"></div>	0	1	0
Write-In: Glenn GT Thompson	0	0.00%	<div style="width: 0.00%; background-color: #ffc107;"></div>	0	0	0
Not Assigned	0	0.00%	<div style="width: 0.00%; background-color: #ffc107;"></div>	0	0	0
Total Votes Cast	6	100.00%	<div style="width: 100%; background-color: #ffc107;"></div>	4	2	0
Contest Totals	28			24	4	0

DEM REP IN THE GEN ASSEM 68TH DIS

Vote For 1

	TOTAL	VOTE %		Election Day	Absentee /Mail-in Ballots	Provisional
Write-In Totals	2	100.00%	<div style="width: 100%; background-color: #ffc107;"></div>	0	2	0
Write-In: Clint Owlett	2	100.00%	<div style="width: 100%; background-color: #ffc107;"></div>	0	2	0
Write-In: Carrie Heath	0	0.00%	<div style="width: 0.00%; background-color: #ffc107;"></div>	0	0	0
Not Assigned	0	0.00%	<div style="width: 0.00%; background-color: #ffc107;"></div>	0	0	0
Total Votes Cast	2	100.00%	<div style="width: 100%; background-color: #ffc107;"></div>	0	2	0
Contest Totals	28			24	4	0

Covington Township




DEM MEMBER DEM STATE COMM 59TH DIST

Vote For 1

	TOTAL	VOTE %	Election Day	Absentee /Mail-in Ballots	Provisional
Write-In Totals	0		0	0	0
Write-In: Gabe Hakvagg	0		0	0	0
Write-In: Carrie Heath	0		0	0	0
Write-In: Sandy Wilson	0		0	0	0
Write-In: Non Registered Candidate	0		0	0	0
Write-In: Carol Druck	0		0	0	0
Write-In: Gary Wilson	0		0	0	0
Not Assigned	0		0	0	0
Total Votes Cast	0		0	0	0
Contest Totals	28		24	4	0












DEM DEM COMM Covington Township

Vote For 2

	TOTAL	VOTE %	Election Day	Absentee /Mail-in Ballots	Provisional
Write-In Totals	2	100.00% 	1	1	0
Not Assigned	2	100.00% 	1	1	0
Total Votes Cast	2	100.00% 	1	1	0
Contest Totals	56		48	8	0

REP UNITED STATES SENATOR

Vote For 1

	TOTAL	VOTE %	Election Day	Absentee /Mail-in Ballots	Provisional
Kathy Barnette	56	25.00% 	54	2	0
Mehmet Oz	45	20.09% 	44	1	0
George Bochetto	6	2.68% 	4	2	0
Jeff Bartos	20	8.93% 	18	2	0
Dave McCormick	70	31.25% 	63	7	0
Sean Gale	1	0.45% 	0	1	0
Carla Sands	25	11.16% 	19	6	0
Write-In Totals	1	0.45% 	1	0	0
Write-In: John Fetterman	1	0.45% 	1	0	0
Not Assigned	0	0.00% 	0	0	0
Total Votes Cast	224	100.00% 	203	21	0
Contest Totals	226		205	21	0

Covington Township

REP GOVERNOR

Vote For 1

	TOTAL	VOTE %	Election Day	Absentee /Mail-in Ballots	Provisional
Lou Barletta	36	16.07%	33	3	0
Douglas V. Mastriano	128	57.14%	118	10	0
Nche Zama	4	1.79%	3	1	0
Dave White	23	10.27%	22	1	0
Melissa Hart	7	3.12%	6	1	0
Bill McSwain	15	6.70%	12	3	0
Charlie Gerow	4	1.79%	3	1	0
Joe Gale	3	1.34%	2	1	0
Jake Corman	3	1.34%	3	0	0
Write-In Totals	1	0.45%	1	0	0
Write-In: Josh Shapiro	1	0.45%	1	0	0
Not Assigned	0	0.00%	0	0	0
Total Votes Cast	224	100.00%	203	21	0
Contest Totals	226		205	21	0

REP LIEUTENANT GOVERNOR

Vote For 1

	TOTAL	VOTE %	Election Day	Absentee /Mail-in Ballots	Provisional
Clarice Schillinger	17	8.50%	14	3	0
James Earl Jones	34	17.00%	30	4	0
Rick Saccone	23	11.50%	23	0	0
John Brown	11	5.50%	10	1	0
Chris Frye	15	7.50%	14	1	0
Jeff Coleman	28	14.00%	22	6	0
Russ Diamond	9	4.50%	8	1	0
Carrie Lewis DelRosso	31	15.50%	28	3	0
Teddy Daniels	32	16.00%	32	0	0
Write-In Totals	0	0.00%	0	0	0
Write-In: Austin Davis	0	0.00%	0	0	0
Write-In: Brian Sims	0	0.00%	0	0	0
Not Assigned	0	0.00%	0	0	0
Total Votes Cast	200	100.00%	181	19	0
Contest Totals	226		205	21	0

Covington Township

REP REP IN CONGRESS 15TH DIS

Vote For 1

	TOTAL	VOTE %		Election Day	Absentee /Mail-in Ballots	Provisional
Glenn GT Thompson	176	100.00%	<div style="width: 100%; height: 10px; background-color: #ffc107;"></div>	156	20	0
Write-In Totals	0	0.00%	<div style="width: 0%; height: 10px; background-color: #6c757d;"></div>	0	0	0
Not Assigned	0	0.00%	<div style="width: 0%; height: 10px; background-color: #6c757d;"></div>	0	0	0
Total Votes Cast	176	100.00%	<div style="width: 100%; height: 10px; background-color: #ffc107;"></div>	156	20	0
Contest Totals	226			205	21	0

REP REP IN THE GEN ASSEM 68TH DIS

Vote For 1

	TOTAL	VOTE %		Election Day	Absentee /Mail-in Ballots	Provisional
Clint Owlett	218	100.00%	<div style="width: 100%; height: 10px; background-color: #ffc107;"></div>	197	21	0
Write-In Totals	0	0.00%	<div style="width: 0%; height: 10px; background-color: #6c757d;"></div>	0	0	0
Not Assigned	0	0.00%	<div style="width: 0%; height: 10px; background-color: #6c757d;"></div>	0	0	0
Total Votes Cast	218	100.00%	<div style="width: 100%; height: 10px; background-color: #ffc107;"></div>	197	21	0
Contest Totals	226			205	21	0

REP MEMBER OF THE REPUBLICAN STATE COMMITTEE

Vote For 2

	TOTAL	VOTE %		Election Day	Absentee /Mail-in Ballots	Provisional
Sandy Wilson	129	41.75%	<div style="width: 41.75%; height: 10px; background-color: #ffc107;"></div>	117	12	0
Gary Wilson	132	42.72%	<div style="width: 42.72%; height: 10px; background-color: #ffc107;"></div>	120	12	0
Carol Druck	47	15.21%	<div style="width: 15.21%; height: 10px; background-color: #ffc107;"></div>	41	6	0
Write-In Totals	1	0.32%	<div style="width: 0.32%; height: 10px; background-color: #6c757d;"></div>	1	0	0
Not Assigned	1	0.32%	<div style="width: 0.32%; height: 10px; background-color: #6c757d;"></div>	1	0	0
Total Votes Cast	309	100.00%	<div style="width: 100%; height: 10px; background-color: #ffc107;"></div>	279	30	0
Contest Totals	452			410	42	0

REP REP COMM MAN Covington Township

Vote For 1

	TOTAL	VOTE %		Election Day	Absentee /Mail-in Ballots	Provisional
Write-In Totals	3	100.00%	<div style="width: 100%; height: 10px; background-color: #ffc107;"></div>	3	0	0
Not Assigned	3	100.00%	<div style="width: 100%; height: 10px; background-color: #ffc107;"></div>	3	0	0
Total Votes Cast	3	100.00%	<div style="width: 100%; height: 10px; background-color: #ffc107;"></div>	3	0	0
Contest Totals	226			205	21	0

Covington Township

REP REP COMM WOMAN Covington Township

Vote For 1

	TOTAL	VOTE %	Election Day	Absentee /Mail-in Ballots	Provisional
Write-In Totals	0		0	0	0
Not Assigned	0		0	0	0
Total Votes Cast	0		0	0	0
Contest Totals	226		205	21	0

Deerfield Township

Statistics

	TOTAL	Election Day	Absentee /Mail-in Ballots	Provisional
Registered Voters - Total	408			
Registered Voters - Democratic	81			
Registered Voters - Republican	284			
Registered Voters - Nonpartisan	43			
Ballots Cast - Total	146	127	19	0
Ballots Cast - Democratic	25	15	10	0
Ballots Cast - Republican	121	112	9	0
Ballots Cast - Nonpartisan	0	0	0	0
Ballots Cast - Blank	0	0	0	0
Voter Turnout - Total	35.78%			
Voter Turnout - Democratic	30.86%			
Voter Turnout - Republican	42.61%			
Voter Turnout - Nonpartisan	0.00%			

DEM UNITED STATES SENATOR

Vote For 1

	TOTAL	VOTE %	Election Day	Absentee /Mail-in Ballots	Provisional
Alex Khalil	2	8.33%	1	1	0
Conor Lamb	3	12.50%	3	0	0
Malcolm Kenyatta	5	20.83%	1	4	0
John Fetterman	10	41.67%	5	5	0
Write-In Totals	4	16.67%	4	0	0
Write-In: Kathy Barnette	3	12.50%	3	0	0
Write-In: Mehmet Oz	1	4.17%	1	0	0
Write-In: Dave McCormick	0	0.00%	0	0	0
Write-In: Jeff Bartos	0	0.00%	0	0	0
Not Assigned	0	0.00%	0	0	0
Total Votes Cast	24	100.00%	14	10	0
Contest Totals	25		15	10	0

DEM GOVERNOR

Vote For 1

	TOTAL	VOTE %	Election Day	Absentee /Mail-in Ballots	Provisional
Josh Shapiro	19	82.61%	9	10	0
Write-In Totals	4	17.39%	4	0	0
Write-In: Douglas V. Mastriano	2	8.70%	2	0	0
Write-In: Dave White	0	0.00%	0	0	0
Write-In: Lou Barletta	0	0.00%	0	0	0
Write-In: Nche Zama	0	0.00%	0	0	0
Write-In: Melissa Hart	0	0.00%	0	0	0
Not Assigned	2	8.70%	2	0	0
Total Votes Cast	23	100.00%	13	10	0
Contest Totals	25		15	10	0

Deerfield Township

DEM LIEUTENANT GOVERNOR

Vote For 1

	TOTAL	VOTE %		Election Day	Absentee /Mail-in Ballots	Provisional
Austin Davis	9	42.86%	<div style="width: 42.86%; background-color: #ffc107;"></div>	4	5	0
Ray Sosa	7	33.33%	<div style="width: 33.33%; background-color: #ffc107;"></div>	5	2	0
Brian Sims	2	9.52%	<div style="width: 9.52%; background-color: #ffc107;"></div>	1	1	0
Write-In Totals	3	14.29%	<div style="width: 14.29%; background-color: #ffc107;"></div>	3	0	0
Write-In: Teddy Daniels	2	9.52%	<div style="width: 9.52%; background-color: #ffc107;"></div>	2	0	0
Write-In: Carrie Lewis DelRosso	1	4.76%	<div style="width: 4.76%; background-color: #ffc107;"></div>	1	0	0
Write-In: Jeff Coleman	0	0.00%	<div style="width: 0.00%; background-color: #ffc107;"></div>	0	0	0
Write-In: James Earl Jones	0	0.00%	<div style="width: 0.00%; background-color: #ffc107;"></div>	0	0	0
Write-In: Rick Saccone	0	0.00%	<div style="width: 0.00%; background-color: #ffc107;"></div>	0	0	0
Write-In: Chris Frye	0	0.00%	<div style="width: 0.00%; background-color: #ffc107;"></div>	0	0	0
Write-In: John Brown	0	0.00%	<div style="width: 0.00%; background-color: #ffc107;"></div>	0	0	0
Write-In: Clarice Schillinger	0	0.00%	<div style="width: 0.00%; background-color: #ffc107;"></div>	0	0	0
Write-In: Russ Diamond	0	0.00%	<div style="width: 0.00%; background-color: #ffc107;"></div>	0	0	0
Not Assigned	0	0.00%	<div style="width: 0.00%; background-color: #ffc107;"></div>	0	0	0
Total Votes Cast	21	100.00%	<div style="width: 100.00%; background-color: #ffc107;"></div>	13	8	0
Contest Totals	25			15	10	0

DEM REP IN CONGRESS 15TH DIS

Vote For 1

	TOTAL	VOTE %		Election Day	Absentee /Mail-in Ballots	Provisional
Write-In Totals	1	100.00%	<div style="width: 100.00%; background-color: #ffc107;"></div>	1	0	0
Write-In: Glenn GT Thompson	1	100.00%	<div style="width: 100.00%; background-color: #ffc107;"></div>	1	0	0
Write-In: Ronnie Ray Jenkins	0	0.00%	<div style="width: 0.00%; background-color: #ffc107;"></div>	0	0	0
Write-In: Mike Molesevich	0	0.00%	<div style="width: 0.00%; background-color: #ffc107;"></div>	0	0	0
Not Assigned	0	0.00%	<div style="width: 0.00%; background-color: #ffc107;"></div>	0	0	0
Total Votes Cast	1	100.00%	<div style="width: 100.00%; background-color: #ffc107;"></div>	1	0	0
Contest Totals	25			15	10	0

DEM REP IN THE GEN ASSEM 68TH DIS

Vote For 1

	TOTAL	VOTE %		Election Day	Absentee /Mail-in Ballots	Provisional
Write-In Totals	0			0	0	0
Write-In: Clint Owlett	0			0	0	0
Write-In: Carrie Heath	0			0	0	0
Not Assigned	0			0	0	0
Total Votes Cast	0			0	0	0
Contest Totals	25			15	10	0

Deerfield Township

DEM MEMBER DEM STATE COMM 59TH DIST

Vote For 1

	TOTAL	VOTE %		Election Day	Absentee /Mail-in Ballots	Provisional
Write-In Totals	1	100.00%	<div style="width: 100%; height: 10px; background-color: #ffc107;"></div>	1	0	0
Write-In: Gabe Hakvagg	0	0.00%	<div style="width: 0%; height: 10px; background-color: #6c757d;"></div>	0	0	0
Write-In: Carrie Heath	0	0.00%	<div style="width: 0%; height: 10px; background-color: #6c757d;"></div>	0	0	0
Write-In: Sandy Wilson	0	0.00%	<div style="width: 0%; height: 10px; background-color: #6c757d;"></div>	0	0	0
Write-In: Non Registered Candidate	0	0.00%	<div style="width: 0%; height: 10px; background-color: #6c757d;"></div>	0	0	0
Write-In: Carol Druck	0	0.00%	<div style="width: 0%; height: 10px; background-color: #6c757d;"></div>	0	0	0
Write-In: Gary Wilson	0	0.00%	<div style="width: 0%; height: 10px; background-color: #6c757d;"></div>	0	0	0
Not Assigned	1	100.00%	<div style="width: 100%; height: 10px; background-color: #ffc107;"></div>	1	0	0
Total Votes Cast	1	100.00%	<div style="width: 100%; height: 10px; background-color: #ffc107;"></div>	1	0	0
Contest Totals	25			15	10	0

DEM DEM COMM Deerfield Township

Vote For 2

	TOTAL	VOTE %		Election Day	Absentee /Mail-in Ballots	Provisional
Write-In Totals	1	100.00%	<div style="width: 100%; height: 10px; background-color: #ffc107;"></div>	1	0	0
Not Assigned	1	100.00%	<div style="width: 100%; height: 10px; background-color: #ffc107;"></div>	1	0	0
Total Votes Cast	1	100.00%	<div style="width: 100%; height: 10px; background-color: #ffc107;"></div>	1	0	0
Contest Totals	50			30	20	0

REP UNITED STATES SENATOR

Vote For 1

	TOTAL	VOTE %		Election Day	Absentee /Mail-in Ballots	Provisional
Kathy Barnette	30	25.21%	<div style="width: 25.21%; height: 10px; background-color: #ffc107;"></div>	30	0	0
Mehmet Oz	26	21.85%	<div style="width: 21.85%; height: 10px; background-color: #ffc107;"></div>	25	1	0
George Bochetto	1	0.84%	<div style="width: 0.84%; height: 10px; background-color: #ffc107;"></div>	1	0	0
Jeff Bartos	10	8.40%	<div style="width: 8.40%; height: 10px; background-color: #ffc107;"></div>	10	0	0
Dave McCormick	42	35.29%	<div style="width: 35.29%; height: 10px; background-color: #ffc107;"></div>	34	8	0
Sean Gale	0	0.00%	<div style="width: 0%; height: 10px; background-color: #6c757d;"></div>	0	0	0
Carla Sands	10	8.40%	<div style="width: 8.40%; height: 10px; background-color: #ffc107;"></div>	10	0	0
Write-In Totals	0	0.00%	<div style="width: 0%; height: 10px; background-color: #6c757d;"></div>	0	0	0
Write-In: John Fetterman	0	0.00%	<div style="width: 0%; height: 10px; background-color: #6c757d;"></div>	0	0	0
Not Assigned	0	0.00%	<div style="width: 0%; height: 10px; background-color: #6c757d;"></div>	0	0	0
Total Votes Cast	119	100.00%	<div style="width: 100%; height: 10px; background-color: #ffc107;"></div>	110	9	0
Contest Totals	121			112	9	0

Deerfield Township

REP GOVERNOR

Vote For 1

	TOTAL	VOTE %	Election Day	Absentee /Mail-in Ballots	Provisional
Lou Barletta	14	11.76%	14	0	0
Douglas V. Mastriano	71	59.66%	71	0	0
Nche Zama	0	0.00%	0	0	0
Dave White	5	4.20%	3	2	0
Melissa Hart	4	3.36%	2	2	0
Bill McSwain	12	10.08%	10	2	0
Charlie Gerow	5	4.20%	5	0	0
Joe Gale	3	2.52%	2	1	0
Jake Corman	5	4.20%	3	2	0
Write-In Totals	0	0.00%	0	0	0
Write-In: Josh Shapiro	0	0.00%	0	0	0
Not Assigned	0	0.00%	0	0	0
Total Votes Cast	119	100.00%	110	9	0
Contest Totals	121		112	9	0

REP LIEUTENANT GOVERNOR

Vote For 1

	TOTAL	VOTE %	Election Day	Absentee /Mail-in Ballots	Provisional
Clarice Schillinger	6	5.56%	6	0	0
James Earl Jones	10	9.26%	10	0	0
Rick Saccone	16	14.81%	15	1	0
John Brown	10	9.26%	8	2	0
Chris Frye	8	7.41%	8	0	0
Jeff Coleman	14	12.96%	13	1	0
Russ Diamond	11	10.19%	9	2	0
Carrie Lewis DelRosso	14	12.96%	12	2	0
Teddy Daniels	19	17.59%	18	1	0
Write-In Totals	0	0.00%	0	0	0
Write-In: Austin Davis	0	0.00%	0	0	0
Write-In: Brian Sims	0	0.00%	0	0	0
Not Assigned	0	0.00%	0	0	0
Total Votes Cast	108	100.00%	99	9	0
Contest Totals	121		112	9	0

Deerfield Township

REP REP IN CONGRESS 15TH DIS

Vote For 1

	TOTAL	VOTE %		Election Day	Absentee /Mail-in Ballots	Provisional
Glenn GT Thompson	94	100.00%	<div style="width: 100%; height: 10px; background-color: #ffc107;"></div>	85	9	0
Write-In Totals	0	0.00%	<div style="width: 0%; height: 10px; background-color: #6c757d;"></div>	0	0	0
Not Assigned	0	0.00%	<div style="width: 0%; height: 10px; background-color: #6c757d;"></div>	0	0	0
Total Votes Cast	94	100.00%	<div style="width: 100%; height: 10px; background-color: #ffc107;"></div>	85	9	0
Contest Totals	121			112	9	0

REP REP IN THE GEN ASSEM 68TH DIS

Vote For 1

	TOTAL	VOTE %		Election Day	Absentee /Mail-in Ballots	Provisional
Clint Owlett	105	100.00%	<div style="width: 100%; height: 10px; background-color: #ffc107;"></div>	96	9	0
Write-In Totals	0	0.00%	<div style="width: 0%; height: 10px; background-color: #6c757d;"></div>	0	0	0
Not Assigned	0	0.00%	<div style="width: 0%; height: 10px; background-color: #6c757d;"></div>	0	0	0
Total Votes Cast	105	100.00%	<div style="width: 100%; height: 10px; background-color: #ffc107;"></div>	96	9	0
Contest Totals	121			112	9	0

REP MEMBER OF THE REPUBLICAN STATE COMMITTEE

Vote For 2

	TOTAL	VOTE %		Election Day	Absentee /Mail-in Ballots	Provisional
Sandy Wilson	35	24.65%	<div style="width: 24.65%; height: 10px; background-color: #ffc107;"></div>	32	3	0
Gary Wilson	59	41.55%	<div style="width: 41.55%; height: 10px; background-color: #ffc107;"></div>	50	9	0
Carol Druck	48	33.80%	<div style="width: 33.80%; height: 10px; background-color: #ffc107;"></div>	44	4	0
Write-In Totals	0	0.00%	<div style="width: 0%; height: 10px; background-color: #6c757d;"></div>	0	0	0
Not Assigned	0	0.00%	<div style="width: 0%; height: 10px; background-color: #6c757d;"></div>	0	0	0
Total Votes Cast	142	100.00%	<div style="width: 100%; height: 10px; background-color: #ffc107;"></div>	126	16	0
Contest Totals	242			224	18	0

REP REP COMM MAN Deerfield Township

Vote For 1

	TOTAL	VOTE %		Election Day	Absentee /Mail-in Ballots	Provisional
Write-In Totals	2	100.00%	<div style="width: 100%; height: 10px; background-color: #ffc107;"></div>	2	0	0
Not Assigned	2	100.00%	<div style="width: 100%; height: 10px; background-color: #ffc107;"></div>	2	0	0
Total Votes Cast	2	100.00%	<div style="width: 100%; height: 10px; background-color: #ffc107;"></div>	2	0	0
Contest Totals	121			112	9	0

Deerfield Township

REP REP COMM WOMAN Deerfield Township

Vote For 1

	TOTAL	VOTE %	Election Day	Absentee /Mail-in Ballots	Provisional
Write-In Totals	0		0	0	0
Not Assigned	0		0	0	0
Total Votes Cast	0		0	0	0
Contest Totals	121		112	9	0

Delmar Township North

Statistics	TOTAL	Election Day	Absentee /Mail-in Ballots	Provisional
Registered Voters - Total	1,268			
Registered Voters - Democratic	270			
Registered Voters - Republican	840			
Registered Voters - Nonpartisan	158			
Ballots Cast - Total	502	402	99	1
Ballots Cast - Democratic	130	66	64	0
Ballots Cast - Republican	372	336	35	1
Ballots Cast - Nonpartisan	0	0	0	0
Ballots Cast - Blank	2	1	1	0
Voter Turnout - Total	39.59%			
Voter Turnout - Democratic	48.15%			
Voter Turnout - Republican	44.29%			
Voter Turnout - Nonpartisan	0.00%			

DEM UNITED STATES SENATOR

Vote For 1

	TOTAL	VOTE %	Election Day	Absentee /Mail-in Ballots	Provisional
Alex Khalil	6	4.69%	5	1	0
Conor Lamb	19	14.84%	8	11	0
Malcolm Kenyatta	5	3.91%	3	2	0
John Fetterman	95	74.22%	47	48	0
Write-In Totals	3	2.34%	2	1	0
Write-In: Kathy Barnette	1	0.78%	1	0	0
Write-In: Dave McCormick	1	0.78%	1	0	0
Write-In: Jeff Bartos	1	0.78%	0	1	0
Write-In: Mehmet Oz	0	0.00%	0	0	0
Not Assigned	0	0.00%	0	0	0
Total Votes Cast	128	100.00%	65	63	0
Contest Totals	130		66	64	0

DEM GOVERNOR

Vote For 1

	TOTAL	VOTE %	Election Day	Absentee /Mail-in Ballots	Provisional
Josh Shapiro	120	97.56%	59	61	0
Write-In Totals	3	2.44%	2	1	0
Write-In: Douglas V. Mastriano	2	1.63%	2	0	0
Write-In: Lou Barletta	1	0.81%	0	1	0
Write-In: Dave White	0	0.00%	0	0	0
Write-In: Nche Zama	0	0.00%	0	0	0
Write-In: Melissa Hart	0	0.00%	0	0	0
Not Assigned	0	0.00%	0	0	0
Total Votes Cast	123	100.00%	61	62	0
Contest Totals	130		66	64	0

Delmar Township North

DEM LIEUTENANT GOVERNOR

Vote For 1

	TOTAL	VOTE %		Election Day	Absentee /Mail-in Ballots	Provisional
Austin Davis	74	59.68%	<div style="width: 59.68%; background-color: #ffc107;"></div>	31	43	0
Ray Sosa	20	16.13%	<div style="width: 16.13%; background-color: #ffc107;"></div>	12	8	0
Brian Sims	28	22.58%	<div style="width: 22.58%; background-color: #ffc107;"></div>	18	10	0
Write-In Totals	2	1.61%	<div style="width: 1.61%; background-color: #ffc107;"></div>	1	1	0
Write-In: Teddy Daniels	2	1.61%	<div style="width: 1.61%; background-color: #ffc107;"></div>	1	1	0
Write-In: Jeff Coleman	0	0.00%	<div style="width: 0.00%; background-color: #ffc107;"></div>	0	0	0
Write-In: Carrie Lewis DelRosso	0	0.00%	<div style="width: 0.00%; background-color: #ffc107;"></div>	0	0	0
Write-In: James Earl Jones	0	0.00%	<div style="width: 0.00%; background-color: #ffc107;"></div>	0	0	0
Write-In: Rick Saccone	0	0.00%	<div style="width: 0.00%; background-color: #ffc107;"></div>	0	0	0
Write-In: Chris Frye	0	0.00%	<div style="width: 0.00%; background-color: #ffc107;"></div>	0	0	0
Write-In: John Brown	0	0.00%	<div style="width: 0.00%; background-color: #ffc107;"></div>	0	0	0
Write-In: Clarice Schillinger	0	0.00%	<div style="width: 0.00%; background-color: #ffc107;"></div>	0	0	0
Write-In: Russ Diamond	0	0.00%	<div style="width: 0.00%; background-color: #ffc107;"></div>	0	0	0
Not Assigned	0	0.00%	<div style="width: 0.00%; background-color: #ffc107;"></div>	0	0	0
Total Votes Cast	124	100.00%	<div style="width: 100.00%; background-color: #ffc107;"></div>	62	62	0
Contest Totals	130			66	64	0

DEM REP IN CONGRESS 15TH DIS

Vote For 1

	TOTAL	VOTE %		Election Day	Absentee /Mail-in Ballots	Provisional
Write-In Totals	34	100.00%	<div style="width: 100.00%; background-color: #ffc107;"></div>	19	15	0
Write-In: Mike Molesevich	22	64.71%	<div style="width: 64.71%; background-color: #ffc107;"></div>	12	10	0
Write-In: Ronnie Ray Jenkins	4	11.76%	<div style="width: 11.76%; background-color: #ffc107;"></div>	0	4	0
Write-In: Glenn GT Thompson	3	8.82%	<div style="width: 8.82%; background-color: #ffc107;"></div>	2	1	0
Not Assigned	5	14.71%	<div style="width: 14.71%; background-color: #ffc107;"></div>	5	0	0
Total Votes Cast	34	100.00%	<div style="width: 100.00%; background-color: #ffc107;"></div>	19	15	0
Contest Totals	130			66	64	0

DEM REP IN THE GEN ASSEM 68TH DIS

Vote For 1

	TOTAL	VOTE %		Election Day	Absentee /Mail-in Ballots	Provisional
Write-In Totals	13	100.00%	<div style="width: 100.00%; background-color: #ffc107;"></div>	11	2	0
Write-In: Carrie Heath	3	23.08%	<div style="width: 23.08%; background-color: #ffc107;"></div>	3	0	0
Write-In: Clint Owlett	2	15.38%	<div style="width: 15.38%; background-color: #ffc107;"></div>	0	2	0
Not Assigned	8	61.54%	<div style="width: 61.54%; background-color: #ffc107;"></div>	8	0	0
Total Votes Cast	13	100.00%	<div style="width: 100.00%; background-color: #ffc107;"></div>	11	2	0
Contest Totals	130			66	64	0

Delmar Township North

DEM MEMBER DEM STATE COMM 59TH DIST

Vote For 1

	TOTAL	VOTE %		Election Day	Absentee /Mail-in Ballots	Provisional
Write-In Totals	14	100.00%	<div style="width: 100%; height: 10px; background-color: #ffc107;"></div>	11	3	0
Write-In: Non Registered Candidate	3	21.43%	<div style="width: 21.43%; height: 10px; background-color: #ffc107;"></div>	0	3	0
Write-In: Carrie Heath	1	7.14%	<div style="width: 7.14%; height: 10px; background-color: #ffc107;"></div>	1	0	0
Write-In: Sandy Wilson	1	7.14%	<div style="width: 7.14%; height: 10px; background-color: #ffc107;"></div>	1	0	0
Write-In: Gary Wilson	1	7.14%	<div style="width: 7.14%; height: 10px; background-color: #ffc107;"></div>	1	0	0
Write-In: Gabe Hakvagg	0	0.00%	<div style="width: 0%; height: 10px; background-color: #ffc107;"></div>	0	0	0
Write-In: Carol Druck	0	0.00%	<div style="width: 0%; height: 10px; background-color: #ffc107;"></div>	0	0	0
Not Assigned	8	57.14%	<div style="width: 57.14%; height: 10px; background-color: #ffc107;"></div>	8	0	0
Total Votes Cast	14	100.00%	<div style="width: 100%; height: 10px; background-color: #ffc107;"></div>	11	3	0
Contest Totals	130			66	64	0

DEM DEM COMM Delmar Township N

Vote For 2

	TOTAL	VOTE %		Election Day	Absentee /Mail-in Ballots	Provisional
Carrie Heath	106	56.38%	<div style="width: 56.38%; height: 10px; background-color: #ffc107;"></div>	48	58	0
Sandra Beideman	79	42.02%	<div style="width: 42.02%; height: 10px; background-color: #ffc107;"></div>	40	39	0
Write-In Totals	3	1.60%	<div style="width: 1.60%; height: 10px; background-color: #ffc107;"></div>	3	0	0
Not Assigned	3	1.60%	<div style="width: 1.60%; height: 10px; background-color: #ffc107;"></div>	3	0	0
Total Votes Cast	188	100.00%	<div style="width: 100%; height: 10px; background-color: #ffc107;"></div>	91	97	0
Contest Totals	260			132	128	0

REP UNITED STATES SENATOR

Vote For 1

	TOTAL	VOTE %		Election Day	Absentee /Mail-in Ballots	Provisional
Kathy Barnette	77	21.51%	<div style="width: 21.51%; height: 10px; background-color: #ffc107;"></div>	71	6	0
Mehmet Oz	93	25.98%	<div style="width: 25.98%; height: 10px; background-color: #ffc107;"></div>	87	6	0
George Bochetto	3	0.84%	<div style="width: 0.84%; height: 10px; background-color: #ffc107;"></div>	2	1	0
Jeff Bartos	19	5.31%	<div style="width: 5.31%; height: 10px; background-color: #ffc107;"></div>	14	4	1
Dave McCormick	145	40.50%	<div style="width: 40.50%; height: 10px; background-color: #ffc107;"></div>	134	11	0
Sean Gale	3	0.84%	<div style="width: 0.84%; height: 10px; background-color: #ffc107;"></div>	2	1	0
Carla Sands	16	4.47%	<div style="width: 4.47%; height: 10px; background-color: #ffc107;"></div>	14	2	0
Write-In Totals	2	0.56%	<div style="width: 0.56%; height: 10px; background-color: #ffc107;"></div>	1	1	0
Write-In: John Fetterman	1	0.28%	<div style="width: 0.28%; height: 10px; background-color: #ffc107;"></div>	0	1	0
Not Assigned	1	0.28%	<div style="width: 0.28%; height: 10px; background-color: #ffc107;"></div>	1	0	0
Total Votes Cast	358	100.00%	<div style="width: 100%; height: 10px; background-color: #ffc107;"></div>	325	32	1
Contest Totals	372			336	35	1

Delmar Township North

REP GOVERNOR

Vote For 1

	TOTAL	VOTE %	Election Day	Absentee /Mail-in Ballots	Provisional
Lou Barletta	42	11.54%	39	3	0
Douglas V. Mastriano	172	47.25%	169	3	0
Nche Zama	7	1.92%	3	4	0
Dave White	101	27.75%	94	7	0
Melissa Hart	15	4.12%	9	6	0
Bill McSwain	16	4.40%	11	5	0
Charlie Gerow	5	1.37%	2	2	1
Joe Gale	2	0.55%	1	1	0
Jake Corman	3	0.82%	3	0	0
Write-In Totals	1	0.27%	0	1	0
Write-In: Josh Shapiro	1	0.27%	0	1	0
Not Assigned	0	0.00%	0	0	0
Total Votes Cast	364	100.00%	331	32	1
Contest Totals	372		336	35	1

REP LIEUTENANT GOVERNOR

Vote For 1

	TOTAL	VOTE %	Election Day	Absentee /Mail-in Ballots	Provisional
Clarice Schillinger	23	7.67%	20	3	0
James Earl Jones	19	6.33%	18	1	0
Rick Saccone	56	18.67%	52	4	0
John Brown	19	6.33%	17	2	0
Chris Frye	21	7.00%	19	2	0
Jeff Coleman	61	20.33%	58	2	1
Russ Diamond	8	2.67%	6	2	0
Carrie Lewis DelRosso	58	19.33%	51	7	0
Teddy Daniels	34	11.33%	32	2	0
Write-In Totals	1	0.33%	1	0	0
Write-In: Austin Davis	0	0.00%	0	0	0
Write-In: Brian Sims	0	0.00%	0	0	0
Not Assigned	1	0.33%	1	0	0
Total Votes Cast	300	100.00%	274	25	1
Contest Totals	372		336	35	1

Delmar Township North

REP REP IN CONGRESS 15TH DIS

Vote For 1

	TOTAL	VOTE %		Election Day	Absentee /Mail-in Ballots	Provisional
Glenn GT Thompson	283	98.61%	<div style="width: 98.61%;"><div style="width: 98.61%;"></div></div>	261	21	1
Write-In Totals	4	1.39%	<div style="width: 1.39%;"><div style="width: 1.39%;"></div></div>	2	2	0
Not Assigned	4	1.39%	<div style="width: 1.39%;"><div style="width: 1.39%;"></div></div>	2	2	0
Total Votes Cast	287	100.00%	<div style="width: 100.00%;"><div style="width: 100.00%;"></div></div>	263	23	1
Contest Totals	372			336	35	1

REP REP IN THE GEN ASSEM 68TH DIS

Vote For 1

	TOTAL	VOTE %		Election Day	Absentee /Mail-in Ballots	Provisional
Clint Owlett	351	100.00%	<div style="width: 100.00%;"><div style="width: 100.00%;"></div></div>	319	31	1
Write-In Totals	0	0.00%	<div style="width: 0.00%;"><div style="width: 0.00%;"></div></div>	0	0	0
Not Assigned	0	0.00%	<div style="width: 0.00%;"><div style="width: 0.00%;"></div></div>	0	0	0
Total Votes Cast	351	100.00%	<div style="width: 100.00%;"><div style="width: 100.00%;"></div></div>	319	31	1
Contest Totals	372			336	35	1

REP MEMBER OF THE REPUBLICAN STATE COMMITTEE

Vote For 2

	TOTAL	VOTE %		Election Day	Absentee /Mail-in Ballots	Provisional
Sandy Wilson	285	46.49%	<div style="width: 46.49%;"><div style="width: 46.49%;"></div></div>	255	30	0
Gary Wilson	264	43.07%	<div style="width: 43.07%;"><div style="width: 43.07%;"></div></div>	235	28	1
Carol Druck	64	10.44%	<div style="width: 10.44%;"><div style="width: 10.44%;"></div></div>	60	3	1
Write-In Totals	0	0.00%	<div style="width: 0.00%;"><div style="width: 0.00%;"></div></div>	0	0	0
Not Assigned	0	0.00%	<div style="width: 0.00%;"><div style="width: 0.00%;"></div></div>	0	0	0
Total Votes Cast	613	100.00%	<div style="width: 100.00%;"><div style="width: 100.00%;"></div></div>	550	61	2
Contest Totals	744			672	70	2

REP REP COMM MAN Delmar Township N




Vote For 1

	TOTAL	VOTE %		Election Day	Absentee /Mail-in Ballots	Provisional
Write-In Totals	6	100.00%	<div style="width: 100.00%;"><div style="width: 100.00%;"></div></div>	5	1	0
Not Assigned	6	100.00%	<div style="width: 100.00%;"><div style="width: 100.00%;"></div></div>	5	1	0
Total Votes Cast	6	100.00%	<div style="width: 100.00%;"><div style="width: 100.00%;"></div></div>	5	1	0
Contest Totals	372			336	35	1

Delmar Township North

REP REP COMM WOMAN Delmar Township N

Vote For 1

	TOTAL	VOTE %		Election Day	Absentee /Mail-in Ballots	Provisional
Write-In Totals	11	100.00%		10	1	0
Not Assigned	11	100.00%		10	1	0
Total Votes Cast	11	100.00%		10	1	0
Contest Totals	372			336	35	1

Delmar Township South

Statistics

	TOTAL	Election Day	Absentee /Mail-in Ballots	Provisional
Registered Voters - Total	667			
Registered Voters - Democratic	126			
Registered Voters - Republican	464			
Registered Voters - Nonpartisan	77			
Ballots Cast - Total	266	234	32	0
Ballots Cast - Democratic	50	26	24	0
Ballots Cast - Republican	216	208	8	0
Ballots Cast - Nonpartisan	0	0	0	0
Ballots Cast - Blank	1	1	0	0
Voter Turnout - Total	39.88%			
Voter Turnout - Democratic	39.68%			
Voter Turnout - Republican	46.55%			
Voter Turnout - Nonpartisan	0.00%			

DEM UNITED STATES SENATOR

Vote For 1

	TOTAL	VOTE %	Election Day	Absentee /Mail-in Ballots	Provisional
Alex Khalil	5	10.20%	3	2	0
Conor Lamb	3	6.12%	2	1	0
Malcolm Kenyatta	2	4.08%	0	2	0
John Fetterman	39	79.59%	20	19	0
Write-In Totals	0	0.00%	0	0	0
Write-In: Kathy Barnette	0	0.00%	0	0	0
Write-In: Mehmet Oz	0	0.00%	0	0	0
Write-In: Dave McCormick	0	0.00%	0	0	0
Write-In: Jeff Bartos	0	0.00%	0	0	0
Not Assigned	0	0.00%	0	0	0
Total Votes Cast	49	100.00%	25	24	0
Contest Totals	50		26	24	0

DEM GOVERNOR

Vote For 1

	TOTAL	VOTE %	Election Day	Absentee /Mail-in Ballots	Provisional
Josh Shapiro	43	100.00%	21	22	0
Write-In Totals	0	0.00%	0	0	0
Write-In: Dave White	0	0.00%	0	0	0
Write-In: Lou Barletta	0	0.00%	0	0	0
Write-In: Nche Zama	0	0.00%	0	0	0
Write-In: Melissa Hart	0	0.00%	0	0	0
Write-In: Douglas V. Mastriano	0	0.00%	0	0	0
Not Assigned	0	0.00%	0	0	0
Total Votes Cast	43	100.00%	21	22	0
Contest Totals	50		26	24	0

Delmar Township South

DEM LIEUTENANT GOVERNOR

Vote For 1

	TOTAL	VOTE %		Election Day	Absentee /Mail-in Ballots	Provisional
Austin Davis	25	54.35%	<div style="width: 54.35%; background-color: #ffc107;"></div>	10	15	0
Ray Sosa	9	19.57%	<div style="width: 19.57%; background-color: #ffc107;"></div>	7	2	0
Brian Sims	12	26.09%	<div style="width: 26.09%; background-color: #ffc107;"></div>	5	7	0
Write-In Totals	0	0.00%	<div style="width: 0.00%; background-color: #ffc107;"></div>	0	0	0
Write-In: Jeff Coleman	0	0.00%	<div style="width: 0.00%; background-color: #ffc107;"></div>	0	0	0
Write-In: Carrie Lewis DelRosso	0	0.00%	<div style="width: 0.00%; background-color: #ffc107;"></div>	0	0	0
Write-In: Teddy Daniels	0	0.00%	<div style="width: 0.00%; background-color: #ffc107;"></div>	0	0	0
Write-In: James Earl Jones	0	0.00%	<div style="width: 0.00%; background-color: #ffc107;"></div>	0	0	0
Write-In: Rick Saccone	0	0.00%	<div style="width: 0.00%; background-color: #ffc107;"></div>	0	0	0
Write-In: Chris Frye	0	0.00%	<div style="width: 0.00%; background-color: #ffc107;"></div>	0	0	0
Write-In: John Brown	0	0.00%	<div style="width: 0.00%; background-color: #ffc107;"></div>	0	0	0
Write-In: Clarice Schillinger	0	0.00%	<div style="width: 0.00%; background-color: #ffc107;"></div>	0	0	0
Write-In: Russ Diamond	0	0.00%	<div style="width: 0.00%; background-color: #ffc107;"></div>	0	0	0
Not Assigned	0	0.00%	<div style="width: 0.00%; background-color: #ffc107;"></div>	0	0	0
Total Votes Cast	46	100.00%	<div style="width: 100%; background-color: #ffc107;"></div>	22	24	0
Contest Totals	50			26	24	0

DEM REP IN CONGRESS 15TH DIS

Vote For 1

	TOTAL	VOTE %		Election Day	Absentee /Mail-in Ballots	Provisional
Write-In Totals	9	100.00%	<div style="width: 100%; background-color: #ffc107;"></div>	2	7	0
Write-In: Ronnie Ray Jenkins	5	55.56%	<div style="width: 55.56%; background-color: #ffc107;"></div>	0	5	0
Write-In: Mike Molesevich	3	33.33%	<div style="width: 33.33%; background-color: #ffc107;"></div>	2	1	0
Write-In: Glenn GT Thompson	0	0.00%	<div style="width: 0.00%; background-color: #ffc107;"></div>	0	0	0
Not Assigned	1	11.11%	<div style="width: 11.11%; background-color: #ffc107;"></div>	0	1	0
Total Votes Cast	9	100.00%	<div style="width: 100%; background-color: #ffc107;"></div>	2	7	0
Contest Totals	50			26	24	0

DEM REP IN THE GEN ASSEM 68TH DIS

Vote For 1

	TOTAL	VOTE %		Election Day	Absentee /Mail-in Ballots	Provisional
Write-In Totals	1	100.00%	<div style="width: 100%; background-color: #ffc107;"></div>	0	1	0
Write-In: Clint Owlett	0	0.00%	<div style="width: 0.00%; background-color: #ffc107;"></div>	0	0	0
Write-In: Carrie Heath	0	0.00%	<div style="width: 0.00%; background-color: #ffc107;"></div>	0	0	0
Not Assigned	1	100.00%	<div style="width: 100%; background-color: #ffc107;"></div>	0	1	0
Total Votes Cast	1	100.00%	<div style="width: 100%; background-color: #ffc107;"></div>	0	1	0
Contest Totals	50			26	24	0

Delmar Township South




DEM MEMBER DEM STATE COMM 59TH DIST

Vote For 1

	TOTAL	VOTE %	Election Day	Absentee /Mail-in Ballots	Provisional
Write-In Totals	0		0	0	0
Write-In: Gabe Hakvagg	0		0	0	0
Write-In: Carrie Heath	0		0	0	0
Write-In: Sandy Wilson	0		0	0	0
Write-In: Non Registered Candidate	0		0	0	0
Write-In: Carol Druck	0		0	0	0
Write-In: Gary Wilson	0		0	0	0
Not Assigned	0		0	0	0
Total Votes Cast	0		0	0	0
Contest Totals	50		26	24	0












DEM DEM COMM Delmar Township S

Vote For 2

	TOTAL	VOTE %	Election Day	Absentee /Mail-in Ballots	Provisional
Write-In Totals	4	100.00% 	1	3	0
Not Assigned	4	100.00% 	1	3	0
Total Votes Cast	4	100.00% 	1	3	0
Contest Totals	100		52	48	0

REP UNITED STATES SENATOR

Vote For 1

	TOTAL	VOTE %	Election Day	Absentee /Mail-in Ballots	Provisional
Kathy Barnette	63	29.58% 	61	2	0
Mehmet Oz	45	21.13% 	44	1	0
George Bochetto	2	0.94% 	2	0	0
Jeff Bartos	10	4.69% 	9	1	0
Dave McCormick	70	32.86% 	66	4	0
Sean Gale	3	1.41% 	3	0	0
Carla Sands	19	8.92% 	19	0	0
Write-In Totals	1	0.47% 	1	0	0
Write-In: John Fetterman	1	0.47% 	1	0	0
Not Assigned	0	0.00% 	0	0	0
Total Votes Cast	213	100.00% 	205	8	0
Contest Totals	216		208	8	0

Delmar Township South

REP GOVERNOR

Vote For 1

	TOTAL	VOTE %	Election Day	Absentee /Mail-in Ballots	Provisional
Lou Barletta	21	9.81%	19	2	0
Douglas V. Mastriano	149	69.63%	146	3	0
Nche Zama	4	1.87%	4	0	0
Dave White	15	7.01%	15	0	0
Melissa Hart	4	1.87%	4	0	0
Bill McSwain	13	6.07%	10	3	0
Charlie Gerow	1	0.47%	1	0	0
Joe Gale	0	0.00%	0	0	0
Jake Corman	6	2.80%	6	0	0
Write-In Totals	1	0.47%	1	0	0
Write-In: Josh Shapiro	1	0.47%	1	0	0
Not Assigned	0	0.00%	0	0	0
Total Votes Cast	214	100.00%	206	8	0
Contest Totals	216		208	8	0

REP LIEUTENANT GOVERNOR

Vote For 1

	TOTAL	VOTE %	Election Day	Absentee /Mail-in Ballots	Provisional
Clarice Schillinger	21	10.77%	20	1	0
James Earl Jones	22	11.28%	21	1	0
Rick Saccone	24	12.31%	24	0	0
John Brown	10	5.13%	10	0	0
Chris Frye	16	8.21%	16	0	0
Jeff Coleman	22	11.28%	20	2	0
Russ Diamond	12	6.15%	11	1	0
Carrie Lewis DelRosso	29	14.87%	27	2	0
Teddy Daniels	38	19.49%	37	1	0
Write-In Totals	1	0.51%	1	0	0
Write-In: Austin Davis	0	0.00%	0	0	0
Write-In: Brian Sims	0	0.00%	0	0	0
Not Assigned	1	0.51%	1	0	0
Total Votes Cast	195	100.00%	187	8	0
Contest Totals	216		208	8	0

Delmar Township South

REP REP IN CONGRESS 15TH DIS

Vote For 1

	TOTAL	VOTE %		Election Day	Absentee /Mail-in Ballots	Provisional
Glenn GT Thompson	170	99.42%	<div style="width: 99.42%;"><div style="width: 99.42%;"></div></div>	162	8	0
Write-In Totals	1	0.58%	<div style="width: 0.58%;"><div style="width: 0.58%;"></div></div>	1	0	0
Not Assigned	1	0.58%	<div style="width: 0.58%;"><div style="width: 0.58%;"></div></div>	1	0	0
Total Votes Cast	171	100.00%	<div style="width: 100.00%;"><div style="width: 100.00%;"></div></div>	163	8	0
Contest Totals	216			208	8	0

REP REP IN THE GEN ASSEM 68TH DIS

Vote For 1

	TOTAL	VOTE %		Election Day	Absentee /Mail-in Ballots	Provisional
Clint Owlett	208	100.00%	<div style="width: 100.00%;"><div style="width: 100.00%;"></div></div>	200	8	0
Write-In Totals	0	0.00%	<div style="width: 0.00%;"><div style="width: 0.00%;"></div></div>	0	0	0
Not Assigned	0	0.00%	<div style="width: 0.00%;"><div style="width: 0.00%;"></div></div>	0	0	0
Total Votes Cast	208	100.00%	<div style="width: 100.00%;"><div style="width: 100.00%;"></div></div>	200	8	0
Contest Totals	216			208	8	0

REP MEMBER OF THE REPUBLICAN STATE COMMITTEE

Vote For 2

	TOTAL	VOTE %		Election Day	Absentee /Mail-in Ballots	Provisional
Sandy Wilson	163	46.70%	<div style="width: 46.70%;"><div style="width: 46.70%;"></div></div>	158	5	0
Gary Wilson	151	43.27%	<div style="width: 43.27%;"><div style="width: 43.27%;"></div></div>	144	7	0
Carol Druck	35	10.03%	<div style="width: 10.03%;"><div style="width: 10.03%;"></div></div>	32	3	0
Write-In Totals	0	0.00%	<div style="width: 0.00%;"><div style="width: 0.00%;"></div></div>	0	0	0
Not Assigned	0	0.00%	<div style="width: 0.00%;"><div style="width: 0.00%;"></div></div>	0	0	0
Total Votes Cast	349	100.00%	<div style="width: 100.00%;"><div style="width: 100.00%;"></div></div>	334	15	0
Contest Totals	432			416	16	0

REP REP COMM MAN Delmar Township S




Vote For 1

	TOTAL	VOTE %		Election Day	Absentee /Mail-in Ballots	Provisional
Write-In Totals	5	100.00%	<div style="width: 100.00%;"><div style="width: 100.00%;"></div></div>	4	1	0
Not Assigned	5	100.00%	<div style="width: 100.00%;"><div style="width: 100.00%;"></div></div>	4	1	0
Total Votes Cast	5	100.00%	<div style="width: 100.00%;"><div style="width: 100.00%;"></div></div>	4	1	0
Contest Totals	216			208	8	0

Delmar Township South

REP REP COMM WOMAN Delmar Township S

Vote For 1

	TOTAL	VOTE %		Election Day	Absentee /Mail-in Ballots	Provisional
Write-In Totals	2	100.00%		1	1	0
Not Assigned	2	100.00%		1	1	0
Total Votes Cast	2	100.00%		1	1	0
Contest Totals	216			208	8	0

Duncan Township

Statistics

	TOTAL	Election Day	Absentee /Mail-in Ballots	Provisional
Registered Voters - Total	128			
Registered Voters - Democratic	25			
Registered Voters - Republican	81			
Registered Voters - Nonpartisan	22			
Ballots Cast - Total	35	26	9	0
Ballots Cast - Democratic	4	4	0	0
Ballots Cast - Republican	31	22	9	0
Ballots Cast - Nonpartisan	0	0	0	0
Ballots Cast - Blank	1	1	0	0
Voter Turnout - Total	27.34%			
Voter Turnout - Democratic	16.00%			
Voter Turnout - Republican	38.27%			
Voter Turnout - Nonpartisan	0.00%			

DEM UNITED STATES SENATOR

Vote For 1

	TOTAL	VOTE %		Election Day	Absentee /Mail-in Ballots	Provisional
Alex Khalil	0	0.00%	<div style="width: 0%;"></div>	0	0	0
Conor Lamb	0	0.00%	<div style="width: 0%;"></div>	0	0	0
Malcolm Kenyatta	0	0.00%	<div style="width: 0%;"></div>	0	0	0
John Fetterman	3	100.00%	<div style="width: 100%;"></div>	3	0	0
Write-In Totals	0	0.00%	<div style="width: 0%;"></div>	0	0	0
Write-In: Kathy Barnette	0	0.00%	<div style="width: 0%;"></div>	0	0	0
Write-In: Mehmet Oz	0	0.00%	<div style="width: 0%;"></div>	0	0	0
Write-In: Dave McCormick	0	0.00%	<div style="width: 0%;"></div>	0	0	0
Write-In: Jeff Bartos	0	0.00%	<div style="width: 0%;"></div>	0	0	0
Not Assigned	0	0.00%	<div style="width: 0%;"></div>	0	0	0
Total Votes Cast	3	100.00%	<div style="width: 100%;"></div>	3	0	0
Contest Totals	4			4	0	0

DEM GOVERNOR

Vote For 1

	TOTAL	VOTE %		Election Day	Absentee /Mail-in Ballots	Provisional
Josh Shapiro	2	66.67%	<div style="width: 66.67%;"></div>	2	0	0
Write-In Totals	1	33.33%	<div style="width: 33.33%;"></div>	1	0	0
Write-In: Dave White	0	0.00%	<div style="width: 0%;"></div>	0	0	0
Write-In: Lou Barletta	0	0.00%	<div style="width: 0%;"></div>	0	0	0
Write-In: Nche Zama	0	0.00%	<div style="width: 0%;"></div>	0	0	0
Write-In: Melissa Hart	0	0.00%	<div style="width: 0%;"></div>	0	0	0
Write-In: Douglas V. Mastriano	0	0.00%	<div style="width: 0%;"></div>	0	0	0
Not Assigned	1	33.33%	<div style="width: 33.33%;"></div>	1	0	0
Total Votes Cast	3	100.00%	<div style="width: 100%;"></div>	3	0	0
Contest Totals	4			4	0	0

Duncan Township

DEM LIEUTENANT GOVERNOR

Vote For 1

	TOTAL	VOTE %	Election Day	Absentee /Mail-in Ballots	Provisional
Austin Davis	1	33.33%	1	0	0
Ray Sosa	0	0.00%	0	0	0
Brian Sims	0	0.00%	0	0	0
Write-In Totals	2	66.67%	2	0	0
Write-In: Chris Frye	2	66.67%	2	0	0
Write-In: Jeff Coleman	0	0.00%	0	0	0
Write-In: Carrie Lewis DelRosso	0	0.00%	0	0	0
Write-In: Teddy Daniels	0	0.00%	0	0	0
Write-In: James Earl Jones	0	0.00%	0	0	0
Write-In: Rick Saccone	0	0.00%	0	0	0
Write-In: John Brown	0	0.00%	0	0	0
Write-In: Clarice Schillinger	0	0.00%	0	0	0
Write-In: Russ Diamond	0	0.00%	0	0	0
Not Assigned	0	0.00%	0	0	0
Total Votes Cast	3	100.00%	3	0	0
Contest Totals	4		4	0	0

DEM REP IN CONGRESS 15TH DIS

Vote For 1

	TOTAL	VOTE %	Election Day	Absentee /Mail-in Ballots	Provisional
Write-In Totals	3	100.00%	3	0	0
Write-In: Glenn GT Thompson	2	66.67%	2	0	0
Write-In: Mike Molesevich	1	33.33%	1	0	0
Write-In: Ronnie Ray Jenkins	0	0.00%	0	0	0
Not Assigned	0	0.00%	0	0	0
Total Votes Cast	3	100.00%	3	0	0
Contest Totals	4		4	0	0

DEM REP IN THE GEN ASSEM 68TH DIS

Vote For 1

	TOTAL	VOTE %	Election Day	Absentee /Mail-in Ballots	Provisional
Write-In Totals	3	100.00%	3	0	0
Write-In: Clint Owlett	2	66.67%	2	0	0
Write-In: Carrie Heath	0	0.00%	0	0	0
Not Assigned	1	33.33%	1	0	0
Total Votes Cast	3	100.00%	3	0	0
Contest Totals	4		4	0	0

Duncan Township

DEM MEMBER DEM STATE COMM 59TH DIST

Vote For 1

	TOTAL	VOTE %		Election Day	Absentee /Mail-in Ballots	Provisional
Write-In Totals	2	100.00%	<div style="width: 100%; height: 10px; background-color: #ffc107;"></div>	2	0	0
Write-In: Sandy Wilson	1	50.00%	<div style="width: 50%; height: 10px; background-color: #ffc107;"></div>	1	0	0
Write-In: Gabe Hakvagg	0	0.00%	<div style="width: 0%; height: 10px; background-color: #ffc107;"></div>	0	0	0
Write-In: Carrie Heath	0	0.00%	<div style="width: 0%; height: 10px; background-color: #ffc107;"></div>	0	0	0
Write-In: Non Registered Candidate	0	0.00%	<div style="width: 0%; height: 10px; background-color: #ffc107;"></div>	0	0	0
Write-In: Carol Druck	0	0.00%	<div style="width: 0%; height: 10px; background-color: #ffc107;"></div>	0	0	0
Write-In: Gary Wilson	0	0.00%	<div style="width: 0%; height: 10px; background-color: #ffc107;"></div>	0	0	0
Not Assigned	1	50.00%	<div style="width: 50%; height: 10px; background-color: #ffc107;"></div>	1	0	0
Total Votes Cast	2	100.00%	<div style="width: 100%; height: 10px; background-color: #ffc107;"></div>	2	0	0
Contest Totals	4			4	0	0

DEM DEM COMM Duncan Township

Vote For 2

	TOTAL	VOTE %		Election Day	Absentee /Mail-in Ballots	Provisional
Write-In Totals	1	100.00%	<div style="width: 100%; height: 10px; background-color: #ffc107;"></div>	1	0	0
Not Assigned	1	100.00%	<div style="width: 100%; height: 10px; background-color: #ffc107;"></div>	1	0	0
Total Votes Cast	1	100.00%	<div style="width: 100%; height: 10px; background-color: #ffc107;"></div>	1	0	0
Contest Totals	8			8	0	0

REP UNITED STATES SENATOR

Vote For 1

	TOTAL	VOTE %		Election Day	Absentee /Mail-in Ballots	Provisional
Kathy Barnette	9	29.03%	<div style="width: 29.03%; height: 10px; background-color: #ffc107;"></div>	8	1	0
Mehmet Oz	10	32.26%	<div style="width: 32.26%; height: 10px; background-color: #ffc107;"></div>	10	0	0
George Bochetto	2	6.45%	<div style="width: 6.45%; height: 10px; background-color: #ffc107;"></div>	0	2	0
Jeff Bartos	2	6.45%	<div style="width: 6.45%; height: 10px; background-color: #ffc107;"></div>	0	2	0
Dave McCormick	5	16.13%	<div style="width: 16.13%; height: 10px; background-color: #ffc107;"></div>	2	3	0
Sean Gale	0	0.00%	<div style="width: 0%; height: 10px; background-color: #ffc107;"></div>	0	0	0
Carla Sands	3	9.68%	<div style="width: 9.68%; height: 10px; background-color: #ffc107;"></div>	2	1	0
Write-In Totals	0	0.00%	<div style="width: 0%; height: 10px; background-color: #ffc107;"></div>	0	0	0
Write-In: John Fetterman	0	0.00%	<div style="width: 0%; height: 10px; background-color: #ffc107;"></div>	0	0	0
Not Assigned	0	0.00%	<div style="width: 0%; height: 10px; background-color: #ffc107;"></div>	0	0	0
Total Votes Cast	31	100.00%	<div style="width: 100%; height: 10px; background-color: #ffc107;"></div>	22	9	0
Contest Totals	31			22	9	0

Duncan Township

REP GOVERNOR

Vote For 1

	TOTAL	VOTE %		Election Day	Absentee /Mail-in Ballots	Provisional
Lou Barletta	0	0.00%	<div style="width: 0%;"></div>	0	0	0
Douglas V. Mastriano	19	63.33%	<div style="width: 63.33%;"></div>	16	3	0
Nche Zama	4	13.33%	<div style="width: 13.33%;"></div>	4	0	0
Dave White	4	13.33%	<div style="width: 13.33%;"></div>	1	3	0
Melissa Hart	0	0.00%	<div style="width: 0%;"></div>	0	0	0
Bill McSwain	2	6.67%	<div style="width: 6.67%;"></div>	0	2	0
Charlie Gerow	1	3.33%	<div style="width: 3.33%;"></div>	0	1	0
Joe Gale	0	0.00%	<div style="width: 0%;"></div>	0	0	0
Jake Corman	0	0.00%	<div style="width: 0%;"></div>	0	0	0
Write-In Totals	0	0.00%	<div style="width: 0%;"></div>	0	0	0
Write-In: Josh Shapiro	0	0.00%	<div style="width: 0%;"></div>	0	0	0
Not Assigned	0	0.00%	<div style="width: 0%;"></div>	0	0	0
Total Votes Cast	30	100.00%	<div style="width: 100%;"></div>	21	9	0
Contest Totals	31			22	9	0

REP LIEUTENANT GOVERNOR

Vote For 1

	TOTAL	VOTE %		Election Day	Absentee /Mail-in Ballots	Provisional
Clarice Schillinger	1	3.57%	<div style="width: 3.57%;"></div>	1	0	0
James Earl Jones	2	7.14%	<div style="width: 7.14%;"></div>	0	2	0
Rick Saccone	12	42.86%	<div style="width: 42.86%;"></div>	12	0	0
John Brown	0	0.00%	<div style="width: 0%;"></div>	0	0	0
Chris Frye	1	3.57%	<div style="width: 3.57%;"></div>	0	1	0
Jeff Coleman	1	3.57%	<div style="width: 3.57%;"></div>	0	1	0
Russ Diamond	1	3.57%	<div style="width: 3.57%;"></div>	0	1	0
Carrie Lewis DelRosso	4	14.29%	<div style="width: 14.29%;"></div>	4	0	0
Teddy Daniels	6	21.43%	<div style="width: 21.43%;"></div>	3	3	0
Write-In Totals	0	0.00%	<div style="width: 0%;"></div>	0	0	0
Write-In: Austin Davis	0	0.00%	<div style="width: 0%;"></div>	0	0	0
Write-In: Brian Sims	0	0.00%	<div style="width: 0%;"></div>	0	0	0
Not Assigned	0	0.00%	<div style="width: 0%;"></div>	0	0	0
Total Votes Cast	28	100.00%	<div style="width: 100%;"></div>	20	8	0
Contest Totals	31			22	9	0

Duncan Township

REP REP IN CONGRESS 15TH DIS

Vote For 1

	TOTAL	VOTE %		Election Day	Absentee /Mail-in Ballots	Provisional
Glenn GT Thompson	21	100.00%	<div style="width: 100%; height: 10px; background-color: #ffc107;"></div>	14	7	0
Write-In Totals	0	0.00%	<div style="width: 0%; height: 10px; background-color: #6c757d;"></div>	0	0	0
Not Assigned	0	0.00%	<div style="width: 0%; height: 10px; background-color: #6c757d;"></div>	0	0	0
Total Votes Cast	21	100.00%	<div style="width: 100%; height: 10px; background-color: #ffc107;"></div>	14	7	0
Contest Totals	31			22	9	0

REP REP IN THE GEN ASSEM 68TH DIS

Vote For 1

	TOTAL	VOTE %		Election Day	Absentee /Mail-in Ballots	Provisional
Clint Owlett	29	96.67%	<div style="width: 96.67%; height: 10px; background-color: #ffc107;"></div>	20	9	0
Write-In Totals	1	3.33%	<div style="width: 3.33%; height: 10px; background-color: #6c757d;"></div>	1	0	0
Not Assigned	1	3.33%	<div style="width: 3.33%; height: 10px; background-color: #6c757d;"></div>	1	0	0
Total Votes Cast	30	100.00%	<div style="width: 100%; height: 10px; background-color: #ffc107;"></div>	21	9	0
Contest Totals	31			22	9	0

REP MEMBER OF THE REPUBLICAN STATE COMMITTEE

Vote For 2

	TOTAL	VOTE %		Election Day	Absentee /Mail-in Ballots	Provisional
Sandy Wilson	24	43.64%	<div style="width: 43.64%; height: 10px; background-color: #ffc107;"></div>	18	6	0
Gary Wilson	30	54.55%	<div style="width: 54.55%; height: 10px; background-color: #ffc107;"></div>	21	9	0
Carol Druck	1	1.82%	<div style="width: 1.82%; height: 10px; background-color: #6c757d;"></div>	1	0	0
Write-In Totals	0	0.00%	<div style="width: 0%; height: 10px; background-color: #6c757d;"></div>	0	0	0
Not Assigned	0	0.00%	<div style="width: 0%; height: 10px; background-color: #6c757d;"></div>	0	0	0
Total Votes Cast	55	100.00%	<div style="width: 100%; height: 10px; background-color: #ffc107;"></div>	40	15	0
Contest Totals	62			44	18	0

REP REP COMM MAN Duncan Township




Vote For 1

	TOTAL	VOTE %		Election Day	Absentee /Mail-in Ballots	Provisional
Write-In Totals	10	100.00%	<div style="width: 100%; height: 10px; background-color: #ffc107;"></div>	9	1	0
Not Assigned	10	100.00%	<div style="width: 100%; height: 10px; background-color: #ffc107;"></div>	9	1	0
Total Votes Cast	10	100.00%	<div style="width: 100%; height: 10px; background-color: #ffc107;"></div>	9	1	0
Contest Totals	31			22	9	0

Duncan Township

REP REP COMM WOMAN Duncan Township

Vote For 1

	TOTAL	VOTE %		Election Day	Absentee /Mail-in Ballots	Provisional
Write-In Totals	4	100.00%		3	1	0
Not Assigned	4	100.00%		3	1	0
Total Votes Cast	4	100.00%		3	1	0
Contest Totals	31			22	9	0

Elk Township

Statistics

	TOTAL	Election Day	Absentee /Mail-in Ballots	Provisional
Registered Voters - Total	32			
Registered Voters - Democratic	3			
Registered Voters - Republican	28			
Registered Voters - Nonpartisan	1			
Ballots Cast - Total	15	14	1	0
Ballots Cast - Democratic	1	0	1	0
Ballots Cast - Republican	14	14	0	0
Ballots Cast - Nonpartisan	0	0	0	0
Ballots Cast - Blank	1	1	0	0
Voter Turnout - Total	46.88%			
Voter Turnout - Democratic	33.33%			
Voter Turnout - Republican	50.00%			
Voter Turnout - Nonpartisan	0.00%			

DEM UNITED STATES SENATOR

Vote For 1

	TOTAL	VOTE %		Election Day	Absentee /Mail-in Ballots	Provisional
Alex Khalil	0	0.00%	<div style="width: 0%;"></div>	0	0	0
Conor Lamb	0	0.00%	<div style="width: 0%;"></div>	0	0	0
Malcolm Kenyatta	0	0.00%	<div style="width: 0%;"></div>	0	0	0
John Fetterman	1	100.00%	<div style="width: 100%;"></div>	0	1	0
Write-In Totals	0	0.00%	<div style="width: 0%;"></div>	0	0	0
Write-In: Kathy Barnette	0	0.00%	<div style="width: 0%;"></div>	0	0	0
Write-In: Mehmet Oz	0	0.00%	<div style="width: 0%;"></div>	0	0	0
Write-In: Dave McCormick	0	0.00%	<div style="width: 0%;"></div>	0	0	0
Write-In: Jeff Bartos	0	0.00%	<div style="width: 0%;"></div>	0	0	0
Not Assigned	0	0.00%	<div style="width: 0%;"></div>	0	0	0
Total Votes Cast	1	100.00%	<div style="width: 100%;"></div>	0	1	0
Contest Totals	1			0	1	0

DEM GOVERNOR

Vote For 1

	TOTAL	VOTE %		Election Day	Absentee /Mail-in Ballots	Provisional
Josh Shapiro	1	100.00%	<div style="width: 100%;"></div>	0	1	0
Write-In Totals	0	0.00%	<div style="width: 0%;"></div>	0	0	0
Write-In: Dave White	0	0.00%	<div style="width: 0%;"></div>	0	0	0
Write-In: Lou Barletta	0	0.00%	<div style="width: 0%;"></div>	0	0	0
Write-In: Nche Zama	0	0.00%	<div style="width: 0%;"></div>	0	0	0
Write-In: Melissa Hart	0	0.00%	<div style="width: 0%;"></div>	0	0	0
Write-In: Douglas V. Mastriano	0	0.00%	<div style="width: 0%;"></div>	0	0	0
Not Assigned	0	0.00%	<div style="width: 0%;"></div>	0	0	0
Total Votes Cast	1	100.00%	<div style="width: 100%;"></div>	0	1	0
Contest Totals	1			0	1	0

Elk Township

DEM LIEUTENANT GOVERNOR

Vote For 1

	TOTAL	VOTE %		Election Day	Absentee /Mail-in Ballots	Provisional
Austin Davis	0	0.00%	<div style="width: 0%;"></div>	0	0	0
Ray Sosa	1	100.00%	<div style="width: 100%;"></div>	0	1	0
Brian Sims	0	0.00%	<div style="width: 0%;"></div>	0	0	0
Write-In Totals	0	0.00%	<div style="width: 0%;"></div>	0	0	0
Write-In: Jeff Coleman	0	0.00%	<div style="width: 0%;"></div>	0	0	0
Write-In: Carrie Lewis DelRosso	0	0.00%	<div style="width: 0%;"></div>	0	0	0
Write-In: Teddy Daniels	0	0.00%	<div style="width: 0%;"></div>	0	0	0
Write-In: James Earl Jones	0	0.00%	<div style="width: 0%;"></div>	0	0	0
Write-In: Rick Saccone	0	0.00%	<div style="width: 0%;"></div>	0	0	0
Write-In: Chris Frye	0	0.00%	<div style="width: 0%;"></div>	0	0	0
Write-In: John Brown	0	0.00%	<div style="width: 0%;"></div>	0	0	0
Write-In: Clarice Schillinger	0	0.00%	<div style="width: 0%;"></div>	0	0	0
Write-In: Russ Diamond	0	0.00%	<div style="width: 0%;"></div>	0	0	0
Not Assigned	0	0.00%	<div style="width: 0%;"></div>	0	0	0
Total Votes Cast	1	100.00%	<div style="width: 100%;"></div>	0	1	0
Contest Totals	1			0	1	0

DEM REP IN CONGRESS 15TH DIS

Vote For 1

	TOTAL	VOTE %		Election Day	Absentee /Mail-in Ballots	Provisional
Write-In Totals	0			0	0	0
Write-In: Ronnie Ray Jenkins	0			0	0	0
Write-In: Glenn GT Thompson	0			0	0	0
Write-In: Mike Molesevich	0			0	0	0
Not Assigned	0			0	0	0
Total Votes Cast	0			0	0	0
Contest Totals	1			0	1	0

DEM REP IN THE GEN ASSEM 68TH DIS

Vote For 1

	TOTAL	VOTE %		Election Day	Absentee /Mail-in Ballots	Provisional
Write-In Totals	0			0	0	0
Write-In: Clint Owlett	0			0	0	0
Write-In: Carrie Heath	0			0	0	0
Not Assigned	0			0	0	0
Total Votes Cast	0			0	0	0
Contest Totals	1			0	1	0

Elk Township

DEM MEMBER DEM STATE COMM 59TH DIST

Vote For 1

	TOTAL	VOTE %	Election Day	Absentee /Mail-in Ballots	Provisional
Write-In Totals	0		0	0	0
Write-In: Gabe Hakvagg	0		0	0	0
Write-In: Carrie Heath	0		0	0	0
Write-In: Sandy Wilson	0		0	0	0
Write-In: Non Registered Candidate	0		0	0	0
Write-In: Carol Druck	0		0	0	0
Write-In: Gary Wilson	0		0	0	0
Not Assigned	0		0	0	0
Total Votes Cast	0		0	0	0
Contest Totals	1		0	1	0












DEM DEM COMM Elk Township

Vote For 2

	TOTAL	VOTE %	Election Day	Absentee /Mail-in Ballots	Provisional
Write-In Totals	0		0	0	0
Not Assigned	0		0	0	0
Total Votes Cast	0		0	0	0
Contest Totals	2		0	2	0

REP UNITED STATES SENATOR

Vote For 1

	TOTAL	VOTE %	Election Day	Absentee /Mail-in Ballots	Provisional
Kathy Barnette	2	15.38% 	2	0	0
Mehmet Oz	3	23.08% 	3	0	0
George Bochetto	1	7.69% 	1	0	0
Jeff Bartos	0	0.00% 	0	0	0
Dave McCormick	5	38.46% 	5	0	0
Sean Gale	0	0.00% 	0	0	0
Carla Sands	2	15.38% 	2	0	0
Write-In Totals	0	0.00% 	0	0	0
Write-In: John Fetterman	0	0.00% 	0	0	0
Not Assigned	0	0.00% 	0	0	0
Total Votes Cast	13	100.00% 	13	0	0
Contest Totals	14		14	0	0

Elk Township

REP GOVERNOR

Vote For 1

	TOTAL	VOTE %	Election Day	Absentee /Mail-in Ballots	Provisional
Lou Barletta	2	15.38%	2	0	0
Douglas V. Mastriano	5	38.46%	5	0	0
Nche Zama	0	0.00%	0	0	0
Dave White	2	15.38%	2	0	0
Melissa Hart	2	15.38%	2	0	0
Bill McSwain	2	15.38%	2	0	0
Charlie Gerow	0	0.00%	0	0	0
Joe Gale	0	0.00%	0	0	0
Jake Corman	0	0.00%	0	0	0
Write-In Totals	0	0.00%	0	0	0
Write-In: Josh Shapiro	0	0.00%	0	0	0
Not Assigned	0	0.00%	0	0	0
Total Votes Cast	13	100.00%	13	0	0
Contest Totals	14		14	0	0

REP LIEUTENANT GOVERNOR

Vote For 1

	TOTAL	VOTE %	Election Day	Absentee /Mail-in Ballots	Provisional
Clarice Schillinger	2	20.00%	2	0	0
James Earl Jones	2	20.00%	2	0	0
Rick Saccone	1	10.00%	1	0	0
John Brown	1	10.00%	1	0	0
Chris Frye	0	0.00%	0	0	0
Jeff Coleman	1	10.00%	1	0	0
Russ Diamond	0	0.00%	0	0	0
Carrie Lewis DelRosso	1	10.00%	1	0	0
Teddy Daniels	2	20.00%	2	0	0
Write-In Totals	0	0.00%	0	0	0
Write-In: Austin Davis	0	0.00%	0	0	0
Write-In: Brian Sims	0	0.00%	0	0	0
Not Assigned	0	0.00%	0	0	0
Total Votes Cast	10	100.00%	10	0	0
Contest Totals	14		14	0	0

Elk Township

REP REP IN CONGRESS 15TH DIS

Vote For 1

	TOTAL	VOTE %		Election Day	Absentee /Mail-in Ballots	Provisional
Glenn GT Thompson	8	100.00%	<div style="width: 100%; background-color: #f0e68c;"></div>	8	0	0
Write-In Totals	0	0.00%	<div style="width: 0%; background-color: #cccccc;"></div>	0	0	0
Not Assigned	0	0.00%	<div style="width: 0%; background-color: #cccccc;"></div>	0	0	0
Total Votes Cast	8	100.00%	<div style="width: 100%; background-color: #f0e68c;"></div>	8	0	0
Contest Totals	14			14	0	0

REP REP IN THE GEN ASSEM 68TH DIS

Vote For 1

	TOTAL	VOTE %		Election Day	Absentee /Mail-in Ballots	Provisional
Clint Owlett	12	100.00%	<div style="width: 100%; background-color: #f0e68c;"></div>	12	0	0
Write-In Totals	0	0.00%	<div style="width: 0%; background-color: #cccccc;"></div>	0	0	0
Not Assigned	0	0.00%	<div style="width: 0%; background-color: #cccccc;"></div>	0	0	0
Total Votes Cast	12	100.00%	<div style="width: 100%; background-color: #f0e68c;"></div>	12	0	0
Contest Totals	14			14	0	0

REP MEMBER OF THE REPUBLICAN STATE COMMITTEE

Vote For 2

	TOTAL	VOTE %		Election Day	Absentee /Mail-in Ballots	Provisional
Sandy Wilson	5	31.25%	<div style="width: 31.25%; background-color: #f0e68c;"></div>	5	0	0
Gary Wilson	8	50.00%	<div style="width: 50%; background-color: #f0e68c;"></div>	8	0	0
Carol Druck	3	18.75%	<div style="width: 18.75%; background-color: #f0e68c;"></div>	3	0	0
Write-In Totals	0	0.00%	<div style="width: 0%; background-color: #cccccc;"></div>	0	0	0
Not Assigned	0	0.00%	<div style="width: 0%; background-color: #cccccc;"></div>	0	0	0
Total Votes Cast	16	100.00%	<div style="width: 100%; background-color: #f0e68c;"></div>	16	0	0
Contest Totals	28			28	0	0

REP REP COMM MAN Elk Township

Vote For 1

	TOTAL	VOTE %		Election Day	Absentee /Mail-in Ballots	Provisional
Write-In Totals	0			0	0	0
Not Assigned	0			0	0	0
Total Votes Cast	0			0	0	0
Contest Totals	14			14	0	0

Elk Township

REP REP COMM WOMAN Elk Township

Vote For 1

	TOTAL	VOTE %	Election Day	Absentee /Mail-in Ballots	Provisional
Write-In Totals	0		0	0	0
Not Assigned	0		0	0	0
Total Votes Cast	0		0	0	0
Contest Totals	14		14	0	0

Elkland Boro

Statistics

	TOTAL	Election Day	Absentee /Mail-in Ballots	Provisional
Registered Voters - Total	1,000			
Registered Voters - Democratic	331			
Registered Voters - Republican	549			
Registered Voters - Nonpartisan	120			
Ballots Cast - Total	228	188	39	1
Ballots Cast - Democratic	75	54	21	0
Ballots Cast - Republican	153	134	18	1
Ballots Cast - Nonpartisan	0	0	0	0
Ballots Cast - Blank	0	0	0	0
Voter Turnout - Total	22.80%			
Voter Turnout - Democratic	22.66%			
Voter Turnout - Republican	27.87%			
Voter Turnout - Nonpartisan	0.00%			

DEM UNITED STATES SENATOR

Vote For 1

	TOTAL	VOTE %	Election Day	Absentee /Mail-in Ballots	Provisional
Alex Khalil	10	13.51%	7	3	0
Conor Lamb	11	14.86%	8	3	0
Malcolm Kenyatta	1	1.35%	0	1	0
John Fetterman	46	62.16%	32	14	0
Write-In Totals	6	8.11%	6	0	0
Write-In: Kathy Barnette	3	4.05%	3	0	0
Write-In: Mehmet Oz	1	1.35%	1	0	0
Write-In: Dave McCormick	1	1.35%	1	0	0
Write-In: Jeff Bartos	0	0.00%	0	0	0
Not Assigned	1	1.35%	1	0	0
Total Votes Cast	74	100.00%	53	21	0
Contest Totals	75		54	21	0

DEM GOVERNOR

Vote For 1

	TOTAL	VOTE %	Election Day	Absentee /Mail-in Ballots	Provisional
Josh Shapiro	61	87.14%	41	20	0
Write-In Totals	9	12.86%	9	0	0
Write-In: Douglas V. Mastriano	6	8.57%	6	0	0
Write-In: Melissa Hart	1	1.43%	1	0	0
Write-In: Dave White	0	0.00%	0	0	0
Write-In: Lou Barletta	0	0.00%	0	0	0
Write-In: Nche Zama	0	0.00%	0	0	0
Not Assigned	2	2.86%	2	0	0
Total Votes Cast	70	100.00%	50	20	0
Contest Totals	75		54	21	0

Elkland Boro

DEM LIEUTENANT GOVERNOR

Vote For 1

	TOTAL	VOTE %		Election Day	Absentee /Mail-in Ballots	Provisional
Austin Davis	38	57.58%	<div style="width: 57.58%; background-color: #ffc107;"></div>	25	13	0
Ray Sosa	12	18.18%	<div style="width: 18.18%; background-color: #ffc107;"></div>	7	5	0
Brian Sims	13	19.70%	<div style="width: 19.70%; background-color: #ffc107;"></div>	11	2	0
Write-In Totals	3	4.55%	<div style="width: 4.55%; background-color: #ffc107;"></div>	3	0	0
Write-In: Rick Saccone	1	1.52%	<div style="width: 1.52%; background-color: #ffc107;"></div>	1	0	0
Write-In: Russ Diamond	1	1.52%	<div style="width: 1.52%; background-color: #ffc107;"></div>	1	0	0
Write-In: Jeff Coleman	0	0.00%	<div style="width: 0.00%; background-color: #ffc107;"></div>	0	0	0
Write-In: Carrie Lewis DelRosso	0	0.00%	<div style="width: 0.00%; background-color: #ffc107;"></div>	0	0	0
Write-In: Teddy Daniels	0	0.00%	<div style="width: 0.00%; background-color: #ffc107;"></div>	0	0	0
Write-In: James Earl Jones	0	0.00%	<div style="width: 0.00%; background-color: #ffc107;"></div>	0	0	0
Write-In: Chris Frye	0	0.00%	<div style="width: 0.00%; background-color: #ffc107;"></div>	0	0	0
Write-In: John Brown	0	0.00%	<div style="width: 0.00%; background-color: #ffc107;"></div>	0	0	0
Write-In: Clarice Schillinger	0	0.00%	<div style="width: 0.00%; background-color: #ffc107;"></div>	0	0	0
Not Assigned	1	1.52%	<div style="width: 1.52%; background-color: #ffc107;"></div>	1	0	0
Total Votes Cast	66	100.00%	<div style="width: 100%; background-color: #ffc107;"></div>	46	20	0
Contest Totals	75			54	21	0

DEM REP IN CONGRESS 15TH DIS

Vote For 1

	TOTAL	VOTE %		Election Day	Absentee /Mail-in Ballots	Provisional
Write-In Totals	4	100.00%	<div style="width: 100%; background-color: #ffc107;"></div>	4	0	0
Write-In: Glenn GT Thompson	2	50.00%	<div style="width: 50%; background-color: #ffc107;"></div>	2	0	0
Write-In: Ronnie Ray Jenkins	0	0.00%	<div style="width: 0.00%; background-color: #ffc107;"></div>	0	0	0
Write-In: Mike Molesevich	0	0.00%	<div style="width: 0.00%; background-color: #ffc107;"></div>	0	0	0
Not Assigned	2	50.00%	<div style="width: 50%; background-color: #ffc107;"></div>	2	0	0
Total Votes Cast	4	100.00%	<div style="width: 100%; background-color: #ffc107;"></div>	4	0	0
Contest Totals	75			54	21	0

DEM REP IN THE GEN ASSEM 68TH DIS

Vote For 1

	TOTAL	VOTE %		Election Day	Absentee /Mail-in Ballots	Provisional
Write-In Totals	9	100.00%	<div style="width: 100%; background-color: #ffc107;"></div>	8	1	0
Write-In: Clint Owlett	8	88.89%	<div style="width: 88.89%; background-color: #ffc107;"></div>	7	1	0
Write-In: Carrie Heath	0	0.00%	<div style="width: 0.00%; background-color: #ffc107;"></div>	0	0	0
Not Assigned	1	11.11%	<div style="width: 11.11%; background-color: #ffc107;"></div>	1	0	0
Total Votes Cast	9	100.00%	<div style="width: 100%; background-color: #ffc107;"></div>	8	1	0
Contest Totals	75			54	21	0

Elkland Boro

DEM MEMBER DEM STATE COMM 59TH DIST

Vote For 1

	TOTAL	VOTE %		Election Day	Absentee /Mail-in Ballots	Provisional
Write-In Totals	4	100.00%	<div style="width: 100%; height: 10px; background-color: #ffc107;"></div>	4	0	0
Write-In: Gary Wilson	1	25.00%	<div style="width: 25%; height: 10px; background-color: #ffc107;"></div>	1	0	0
Write-In: Gabe Hakvagg	0	0.00%	<div style="width: 0%; height: 10px; background-color: #ffc107;"></div>	0	0	0
Write-In: Carrie Heath	0	0.00%	<div style="width: 0%; height: 10px; background-color: #ffc107;"></div>	0	0	0
Write-In: Sandy Wilson	0	0.00%	<div style="width: 0%; height: 10px; background-color: #ffc107;"></div>	0	0	0
Write-In: Non Registered Candidate	0	0.00%	<div style="width: 0%; height: 10px; background-color: #ffc107;"></div>	0	0	0
Write-In: Carol Druck	0	0.00%	<div style="width: 0%; height: 10px; background-color: #ffc107;"></div>	0	0	0
Not Assigned	3	75.00%	<div style="width: 75%; height: 10px; background-color: #ffc107;"></div>	3	0	0
Total Votes Cast	4	100.00%	<div style="width: 100%; height: 10px; background-color: #ffc107;"></div>	4	0	0
Contest Totals	75			54	21	0

DEM DEM COMM Elkland Borough

Vote For 2

	TOTAL	VOTE %		Election Day	Absentee /Mail-in Ballots	Provisional
Write-In Totals	3	100.00%	<div style="width: 100%; height: 10px; background-color: #ffc107;"></div>	3	0	0
Not Assigned	3	100.00%	<div style="width: 100%; height: 10px; background-color: #ffc107;"></div>	3	0	0
Total Votes Cast	3	100.00%	<div style="width: 100%; height: 10px; background-color: #ffc107;"></div>	3	0	0
Contest Totals	150			108	42	0

REP UNITED STATES SENATOR

Vote For 1

	TOTAL	VOTE %		Election Day	Absentee /Mail-in Ballots	Provisional
Kathy Barnette	38	25.33%	<div style="width: 25.33%; height: 10px; background-color: #ffc107;"></div>	32	5	1
Mehmet Oz	43	28.67%	<div style="width: 28.67%; height: 10px; background-color: #ffc107;"></div>	41	2	0
George Bochetto	4	2.67%	<div style="width: 2.67%; height: 10px; background-color: #ffc107;"></div>	4	0	0
Jeff Bartos	11	7.33%	<div style="width: 7.33%; height: 10px; background-color: #ffc107;"></div>	8	3	0
Dave McCormick	45	30.00%	<div style="width: 30.00%; height: 10px; background-color: #ffc107;"></div>	40	5	0
Sean Gale	0	0.00%	<div style="width: 0%; height: 10px; background-color: #ffc107;"></div>	0	0	0
Carla Sands	9	6.00%	<div style="width: 6.00%; height: 10px; background-color: #ffc107;"></div>	6	3	0
Write-In Totals	0	0.00%	<div style="width: 0%; height: 10px; background-color: #ffc107;"></div>	0	0	0
Write-In: John Fetterman	0	0.00%	<div style="width: 0%; height: 10px; background-color: #ffc107;"></div>	0	0	0
Not Assigned	0	0.00%	<div style="width: 0%; height: 10px; background-color: #ffc107;"></div>	0	0	0
Total Votes Cast	150	100.00%	<div style="width: 100%; height: 10px; background-color: #ffc107;"></div>	131	18	1
Contest Totals	153			134	18	1

Elkland Boro

REP GOVERNOR

Vote For 1

	TOTAL	VOTE %	Election Day	Absentee /Mail-in Ballots	Provisional
Lou Barletta	17	11.33%	16	0	1
Douglas V. Mastriano	76	50.67%	72	4	0
Nche Zama	4	2.67%	4	0	0
Dave White	9	6.00%	7	2	0
Melissa Hart	16	10.67%	12	4	0
Bill McSwain	19	12.67%	15	4	0
Charlie Gerow	5	3.33%	4	1	0
Joe Gale	1	0.67%	0	1	0
Jake Corman	3	2.00%	1	2	0
Write-In Totals	0	0.00%	0	0	0
Write-In: Josh Shapiro	0	0.00%	0	0	0
Not Assigned	0	0.00%	0	0	0
Total Votes Cast	150	100.00%	131	18	1
Contest Totals	153		134	18	1

REP LIEUTENANT GOVERNOR

Vote For 1

	TOTAL	VOTE %	Election Day	Absentee /Mail-in Ballots	Provisional
Clarice Schillinger	12	9.09%	12	0	0
James Earl Jones	15	11.36%	12	3	0
Rick Saccone	30	22.73%	25	5	0
John Brown	4	3.03%	3	1	0
Chris Frye	8	6.06%	8	0	0
Jeff Coleman	21	15.91%	21	0	0
Russ Diamond	5	3.79%	3	1	1
Carrie Lewis DelRosso	17	12.88%	11	6	0
Teddy Daniels	18	13.64%	17	1	0
Write-In Totals	2	1.52%	2	0	0
Write-In: Austin Davis	0	0.00%	0	0	0
Write-In: Brian Sims	0	0.00%	0	0	0
Not Assigned	2	1.52%	2	0	0
Total Votes Cast	132	100.00%	114	17	1
Contest Totals	153		134	18	1

Elkland Boro

REP REP IN CONGRESS 15TH DIS

Vote For 1

	TOTAL	VOTE %		Election Day	Absentee /Mail-in Ballots	Provisional
Glenn GT Thompson	118	97.52%	<div style="width: 97.52%;"><div style="width: 97.52%;"></div></div>	100	18	0
Write-In Totals	3	2.48%	<div style="width: 2.48%;"><div style="width: 2.48%;"></div></div>	2	0	1
Not Assigned	3	2.48%	<div style="width: 2.48%;"><div style="width: 2.48%;"></div></div>	2	0	1
Total Votes Cast	121	100.00%	<div style="width: 100.00%;"><div style="width: 100.00%;"></div></div>	102	18	1
Contest Totals	153			134	18	1

REP REP IN THE GEN ASSEM 68TH DIS

Vote For 1

	TOTAL	VOTE %		Election Day	Absentee /Mail-in Ballots	Provisional
Clint Owlett	138	98.57%	<div style="width: 98.57%;"><div style="width: 98.57%;"></div></div>	121	17	0
Write-In Totals	2	1.43%	<div style="width: 1.43%;"><div style="width: 1.43%;"></div></div>	1	0	1
Not Assigned	2	1.43%	<div style="width: 1.43%;"><div style="width: 1.43%;"></div></div>	1	0	1
Total Votes Cast	140	100.00%	<div style="width: 100.00%;"><div style="width: 100.00%;"></div></div>	122	17	1
Contest Totals	153			134	18	1

REP MEMBER OF THE REPUBLICAN STATE COMMITTEE

Vote For 2

	TOTAL	VOTE %		Election Day	Absentee /Mail-in Ballots	Provisional
Sandy Wilson	68	33.01%	<div style="width: 33.01%;"><div style="width: 33.01%;"></div></div>	61	7	0
Gary Wilson	82	39.81%	<div style="width: 39.81%;"><div style="width: 39.81%;"></div></div>	70	12	0
Carol Druck	55	26.70%	<div style="width: 26.70%;"><div style="width: 26.70%;"></div></div>	41	13	1
Write-In Totals	1	0.49%	<div style="width: 0.49%;"><div style="width: 0.49%;"></div></div>	0	1	0
Not Assigned	1	0.49%	<div style="width: 0.49%;"><div style="width: 0.49%;"></div></div>	0	1	0
Total Votes Cast	206	100.00%	<div style="width: 100.00%;"><div style="width: 100.00%;"></div></div>	172	33	1
Contest Totals	306			268	36	2

REP REP COMM MAN Elkland Borough




Vote For 1

	TOTAL	VOTE %		Election Day	Absentee /Mail-in Ballots	Provisional
Write-In Totals	2	100.00%	<div style="width: 100.00%;"><div style="width: 100.00%;"></div></div>	1	1	0
Not Assigned	2	100.00%	<div style="width: 100.00%;"><div style="width: 100.00%;"></div></div>	1	1	0
Total Votes Cast	2	100.00%	<div style="width: 100.00%;"><div style="width: 100.00%;"></div></div>	1	1	0
Contest Totals	153			134	18	1

Elkland Boro

REP REP COMM WOMAN Elkland Borough

Vote For 1

	TOTAL	VOTE %		Election Day	Absentee /Mail-in Ballots	Provisional
Write-In Totals	2	100.00%		1	1	0
Not Assigned	2	100.00%		1	1	0
Total Votes Cast	2	100.00%		1	1	0
Contest Totals	153			134	18	1

Farmington Township

Statistics

	TOTAL	Election Day	Absentee /Mail-in Ballots	Provisional
Registered Voters - Total	432			
Registered Voters - Democratic	90			
Registered Voters - Republican	288			
Registered Voters - Nonpartisan	54			
Ballots Cast - Total	151	137	14	0
Ballots Cast - Democratic	27	20	7	0
Ballots Cast - Republican	124	117	7	0
Ballots Cast - Nonpartisan	0	0	0	0
Ballots Cast - Blank	0	0	0	0
Voter Turnout - Total	34.95%			
Voter Turnout - Democratic	30.00%			
Voter Turnout - Republican	43.06%			
Voter Turnout - Nonpartisan	0.00%			

DEM UNITED STATES SENATOR

Vote For 1

	TOTAL	VOTE %	Election Day	Absentee /Mail-in Ballots	Provisional
Alex Khalil	4	15.38%	3	1	0
Conor Lamb	2	7.69%	0	2	0
Malcolm Kenyatta	2	7.69%	1	1	0
John Fetterman	18	69.23%	16	2	0
Write-In Totals	0	0.00%	0	0	0
Write-In: Kathy Barnette	0	0.00%	0	0	0
Write-In: Mehmet Oz	0	0.00%	0	0	0
Write-In: Dave McCormick	0	0.00%	0	0	0
Write-In: Jeff Bartos	0	0.00%	0	0	0
Not Assigned	0	0.00%	0	0	0
Total Votes Cast	26	100.00%	20	6	0
Contest Totals	27		20	7	0

DEM GOVERNOR

Vote For 1

	TOTAL	VOTE %	Election Day	Absentee /Mail-in Ballots	Provisional
Josh Shapiro	24	100.00%	17	7	0
Write-In Totals	0	0.00%	0	0	0
Write-In: Dave White	0	0.00%	0	0	0
Write-In: Lou Barletta	0	0.00%	0	0	0
Write-In: Nche Zama	0	0.00%	0	0	0
Write-In: Melissa Hart	0	0.00%	0	0	0
Write-In: Douglas V. Mastriano	0	0.00%	0	0	0
Not Assigned	0	0.00%	0	0	0
Total Votes Cast	24	100.00%	17	7	0
Contest Totals	27		20	7	0

Farmington Township

DEM LIEUTENANT GOVERNOR

Vote For 1

	TOTAL	VOTE %		Election Day	Absentee /Mail-in Ballots	Provisional
Austin Davis	17	62.96%	<div style="width: 62.96%; background-color: #ffc107;"></div>	12	5	0
Ray Sosa	5	18.52%	<div style="width: 18.52%; background-color: #ffc107;"></div>	4	1	0
Brian Sims	5	18.52%	<div style="width: 18.52%; background-color: #ffc107;"></div>	4	1	0
Write-In Totals	0	0.00%	<div style="width: 0%; background-color: #ffc107;"></div>	0	0	0
Write-In: Jeff Coleman	0	0.00%	<div style="width: 0%; background-color: #ffc107;"></div>	0	0	0
Write-In: Carrie Lewis DelRosso	0	0.00%	<div style="width: 0%; background-color: #ffc107;"></div>	0	0	0
Write-In: Teddy Daniels	0	0.00%	<div style="width: 0%; background-color: #ffc107;"></div>	0	0	0
Write-In: James Earl Jones	0	0.00%	<div style="width: 0%; background-color: #ffc107;"></div>	0	0	0
Write-In: Rick Saccone	0	0.00%	<div style="width: 0%; background-color: #ffc107;"></div>	0	0	0
Write-In: Chris Frye	0	0.00%	<div style="width: 0%; background-color: #ffc107;"></div>	0	0	0
Write-In: John Brown	0	0.00%	<div style="width: 0%; background-color: #ffc107;"></div>	0	0	0
Write-In: Clarice Schillinger	0	0.00%	<div style="width: 0%; background-color: #ffc107;"></div>	0	0	0
Write-In: Russ Diamond	0	0.00%	<div style="width: 0%; background-color: #ffc107;"></div>	0	0	0
Not Assigned	0	0.00%	<div style="width: 0%; background-color: #ffc107;"></div>	0	0	0
Total Votes Cast	27	100.00%	<div style="width: 100%; background-color: #ffc107;"></div>	20	7	0
Contest Totals	27			20	7	0

DEM REP IN CONGRESS 15TH DIS

Vote For 1

	TOTAL	VOTE %		Election Day	Absentee /Mail-in Ballots	Provisional
Write-In Totals	3	100.00%	<div style="width: 100%; background-color: #ffc107;"></div>	1	2	0
Write-In: Mike Molesevich	2	66.67%	<div style="width: 66.67%; background-color: #ffc107;"></div>	0	2	0
Write-In: Ronnie Ray Jenkins	0	0.00%	<div style="width: 0%; background-color: #ffc107;"></div>	0	0	0
Write-In: Glenn GT Thompson	0	0.00%	<div style="width: 0%; background-color: #ffc107;"></div>	0	0	0
Not Assigned	1	33.33%	<div style="width: 33.33%; background-color: #ffc107;"></div>	1	0	0
Total Votes Cast	3	100.00%	<div style="width: 100%; background-color: #ffc107;"></div>	1	2	0
Contest Totals	27			20	7	0

DEM REP IN THE GEN ASSEM 68TH DIS

Vote For 1

	TOTAL	VOTE %		Election Day	Absentee /Mail-in Ballots	Provisional
Write-In Totals	1	100.00%	<div style="width: 100%; background-color: #ffc107;"></div>	1	0	0
Write-In: Clint Owlett	0	0.00%	<div style="width: 0%; background-color: #ffc107;"></div>	0	0	0
Write-In: Carrie Heath	0	0.00%	<div style="width: 0%; background-color: #ffc107;"></div>	0	0	0
Not Assigned	1	100.00%	<div style="width: 100%; background-color: #ffc107;"></div>	1	0	0
Total Votes Cast	1	100.00%	<div style="width: 100%; background-color: #ffc107;"></div>	1	0	0
Contest Totals	27			20	7	0

Farmington Township

DEM MEMBER DEM STATE COMM 59TH DIST

Vote For 1

	TOTAL	VOTE %		Election Day	Absentee /Mail-in Ballots	Provisional
Write-In Totals	1	100.00%	<div style="width: 100%; height: 10px; background-color: #ffc107;"></div>	1	0	0
Write-In: Gabe Hakvagg	0	0.00%	<div style="width: 0%; height: 10px; background-color: #6c757d;"></div>	0	0	0
Write-In: Carrie Heath	0	0.00%	<div style="width: 0%; height: 10px; background-color: #6c757d;"></div>	0	0	0
Write-In: Sandy Wilson	0	0.00%	<div style="width: 0%; height: 10px; background-color: #6c757d;"></div>	0	0	0
Write-In: Non Registered Candidate	0	0.00%	<div style="width: 0%; height: 10px; background-color: #6c757d;"></div>	0	0	0
Write-In: Carol Druck	0	0.00%	<div style="width: 0%; height: 10px; background-color: #6c757d;"></div>	0	0	0
Write-In: Gary Wilson	0	0.00%	<div style="width: 0%; height: 10px; background-color: #6c757d;"></div>	0	0	0
Not Assigned	1	100.00%	<div style="width: 100%; height: 10px; background-color: #ffc107;"></div>	1	0	0
Total Votes Cast	1	100.00%	<div style="width: 100%; height: 10px; background-color: #ffc107;"></div>	1	0	0
Contest Totals	27			20	7	0

DEM DEM COMM Farmington Township

Vote For 2

	TOTAL	VOTE %		Election Day	Absentee /Mail-in Ballots	Provisional
Write-In Totals	1	100.00%	<div style="width: 100%; height: 10px; background-color: #ffc107;"></div>	1	0	0
Not Assigned	1	100.00%	<div style="width: 100%; height: 10px; background-color: #ffc107;"></div>	1	0	0
Total Votes Cast	1	100.00%	<div style="width: 100%; height: 10px; background-color: #ffc107;"></div>	1	0	0
Contest Totals	54			40	14	0

REP UNITED STATES SENATOR

Vote For 1

	TOTAL	VOTE %		Election Day	Absentee /Mail-in Ballots	Provisional
Kathy Barnette	28	23.33%	<div style="width: 23.33%; height: 10px; background-color: #ffc107;"></div>	28	0	0
Mehmet Oz	40	33.33%	<div style="width: 33.33%; height: 10px; background-color: #ffc107;"></div>	39	1	0
George Bochetto	1	0.83%	<div style="width: 0.83%; height: 10px; background-color: #ffc107;"></div>	1	0	0
Jeff Bartos	8	6.67%	<div style="width: 6.67%; height: 10px; background-color: #ffc107;"></div>	7	1	0
Dave McCormick	30	25.00%	<div style="width: 25.00%; height: 10px; background-color: #ffc107;"></div>	29	1	0
Sean Gale	2	1.67%	<div style="width: 1.67%; height: 10px; background-color: #ffc107;"></div>	0	2	0
Carla Sands	11	9.17%	<div style="width: 9.17%; height: 10px; background-color: #ffc107;"></div>	10	1	0
Write-In Totals	0	0.00%	<div style="width: 0%; height: 10px; background-color: #6c757d;"></div>	0	0	0
Write-In: John Fetterman	0	0.00%	<div style="width: 0%; height: 10px; background-color: #6c757d;"></div>	0	0	0
Not Assigned	0	0.00%	<div style="width: 0%; height: 10px; background-color: #6c757d;"></div>	0	0	0
Total Votes Cast	120	100.00%	<div style="width: 100%; height: 10px; background-color: #ffc107;"></div>	114	6	0
Contest Totals	124			117	7	0

Farmington Township

REP GOVERNOR

Vote For 1

	TOTAL	VOTE %	Election Day	Absentee /Mail-in Ballots	Provisional
Lou Barletta	12	10.08%	10	2	0
Douglas V. Mastriano	68	57.14%	68	0	0
Nche Zama	1	0.84%	1	0	0
Dave White	13	10.92%	12	1	0
Melissa Hart	9	7.56%	7	2	0
Bill McSwain	12	10.08%	12	0	0
Charlie Gerow	0	0.00%	0	0	0
Joe Gale	0	0.00%	0	0	0
Jake Corman	4	3.36%	3	1	0
Write-In Totals	0	0.00%	0	0	0
Write-In: Josh Shapiro	0	0.00%	0	0	0
Not Assigned	0	0.00%	0	0	0
Total Votes Cast	119	100.00%	113	6	0
Contest Totals	124		117	7	0

REP LIEUTENANT GOVERNOR

Vote For 1

	TOTAL	VOTE %	Election Day	Absentee /Mail-in Ballots	Provisional
Clarice Schillinger	9	8.26%	9	0	0
James Earl Jones	17	15.60%	15	2	0
Rick Saccone	7	6.42%	7	0	0
John Brown	10	9.17%	10	0	0
Chris Frye	10	9.17%	9	1	0
Jeff Coleman	15	13.76%	15	0	0
Russ Diamond	5	4.59%	5	0	0
Carrie Lewis DelRosso	13	11.93%	11	2	0
Teddy Daniels	23	21.10%	23	0	0
Write-In Totals	0	0.00%	0	0	0
Write-In: Austin Davis	0	0.00%	0	0	0
Write-In: Brian Sims	0	0.00%	0	0	0
Not Assigned	0	0.00%	0	0	0
Total Votes Cast	109	100.00%	104	5	0
Contest Totals	124		117	7	0

Farmington Township

REP REP IN CONGRESS 15TH DIS

Vote For 1

	TOTAL	VOTE %		Election Day	Absentee /Mail-in Ballots	Provisional
Glenn GT Thompson	96	100.00%	<div style="width: 100%; background-color: #f0e68c;"></div>	91	5	0
Write-In Totals	0	0.00%	<div style="width: 0%; background-color: #cccccc;"></div>	0	0	0
Not Assigned	0	0.00%	<div style="width: 0%; background-color: #cccccc;"></div>	0	0	0
Total Votes Cast	96	100.00%	<div style="width: 100%; background-color: #f0e68c;"></div>	91	5	0
Contest Totals	124			117	7	0

REP REP IN THE GEN ASSEM 68TH DIS

Vote For 1

	TOTAL	VOTE %		Election Day	Absentee /Mail-in Ballots	Provisional
Clint Owlett	113	100.00%	<div style="width: 100%; background-color: #f0e68c;"></div>	107	6	0
Write-In Totals	0	0.00%	<div style="width: 0%; background-color: #cccccc;"></div>	0	0	0
Not Assigned	0	0.00%	<div style="width: 0%; background-color: #cccccc;"></div>	0	0	0
Total Votes Cast	113	100.00%	<div style="width: 100%; background-color: #f0e68c;"></div>	107	6	0
Contest Totals	124			117	7	0

REP MEMBER OF THE REPUBLICAN STATE COMMITTEE

Vote For 2

	TOTAL	VOTE %		Election Day	Absentee /Mail-in Ballots	Provisional
Sandy Wilson	89	43.63%	<div style="width: 43.63%; background-color: #f0e68c;"></div>	85	4	0
Gary Wilson	90	44.12%	<div style="width: 44.12%; background-color: #f0e68c;"></div>	86	4	0
Carol Druck	24	11.76%	<div style="width: 11.76%; background-color: #f0e68c;"></div>	20	4	0
Write-In Totals	1	0.49%	<div style="width: 0.49%; background-color: #cccccc;"></div>	1	0	0
Not Assigned	1	0.49%	<div style="width: 0.49%; background-color: #cccccc;"></div>	1	0	0
Total Votes Cast	204	100.00%	<div style="width: 100%; background-color: #f0e68c;"></div>	192	12	0
Contest Totals	248			234	14	0

REP REP COMM MAN Farmington Township




Vote For 1

	TOTAL	VOTE %		Election Day	Absentee /Mail-in Ballots	Provisional
Write-In Totals	7	100.00%	<div style="width: 100%; background-color: #f0e68c;"></div>	7	0	0
Not Assigned	7	100.00%	<div style="width: 100%; background-color: #f0e68c;"></div>	7	0	0
Total Votes Cast	7	100.00%	<div style="width: 100%; background-color: #f0e68c;"></div>	7	0	0
Contest Totals	124			117	7	0

Farmington Township

REP REP COMM WOMAN Farmington Township

Vote For 1

	TOTAL	VOTE %		Election Day	Absentee /Mail-in Ballots	Provisional
Write-In Totals	3	100.00%		3	0	0
Not Assigned	3	100.00%		3	0	0
Total Votes Cast	3	100.00%		3	0	0
Contest Totals	124			117	7	0

Gaines Townsip

Statistics

	TOTAL	Election Day	Absentee /Mail-in Ballots	Provisional
Registered Voters - Total	373			
Registered Voters - Democratic	90			
Registered Voters - Republican	242			
Registered Voters - Nonpartisan	41			
Ballots Cast - Total	153	129	24	0
Ballots Cast - Democratic	37	27	10	0
Ballots Cast - Republican	116	102	14	0
Ballots Cast - Nonpartisan	0	0	0	0
Ballots Cast - Blank	0	0	0	0
Voter Turnout - Total	41.02%			
Voter Turnout - Democratic	41.11%			
Voter Turnout - Republican	47.93%			
Voter Turnout - Nonpartisan	0.00%			

DEM UNITED STATES SENATOR

Vote For 1

	TOTAL	VOTE %	Election Day	Absentee /Mail-in Ballots	Provisional
Alex Khalil	4	11.43%	2	2	0
Conor Lamb	0	0.00%	0	0	0
Malcolm Kenyatta	3	8.57%	1	2	0
John Fetterman	27	77.14%	21	6	0
Write-In Totals	1	2.86%	1	0	0
Write-In: Kathy Barnette	1	2.86%	1	0	0
Write-In: Mehmet Oz	0	0.00%	0	0	0
Write-In: Dave McCormick	0	0.00%	0	0	0
Write-In: Jeff Bartos	0	0.00%	0	0	0
Not Assigned	0	0.00%	0	0	0
Total Votes Cast	35	100.00%	25	10	0
Contest Totals	37		27	10	0

DEM GOVERNOR

Vote For 1

	TOTAL	VOTE %	Election Day	Absentee /Mail-in Ballots	Provisional
Josh Shapiro	30	90.91%	21	9	0
Write-In Totals	3	9.09%	3	0	0
Write-In: Douglas V. Mastriano	2	6.06%	2	0	0
Write-In: Dave White	0	0.00%	0	0	0
Write-In: Lou Barletta	0	0.00%	0	0	0
Write-In: Nche Zama	0	0.00%	0	0	0
Write-In: Melissa Hart	0	0.00%	0	0	0
Not Assigned	1	3.03%	1	0	0
Total Votes Cast	33	100.00%	24	9	0
Contest Totals	37		27	10	0

Gaines Townsp

DEM LIEUTENANT GOVERNOR

Vote For 1

	TOTAL	VOTE %		Election Day	Absentee /Mail-in Ballots	Provisional
Austin Davis	17	54.84%	<div style="width: 54.84%; background-color: #ffc107;"></div>	11	6	0
Ray Sosa	8	25.81%	<div style="width: 25.81%; background-color: #ffc107;"></div>	7	1	0
Brian Sims	6	19.35%	<div style="width: 19.35%; background-color: #ffc107;"></div>	3	3	0
Write-In Totals	0	0.00%	<div style="width: 0.00%; background-color: #ffc107;"></div>	0	0	0
Write-In: Jeff Coleman	0	0.00%	<div style="width: 0.00%; background-color: #ffc107;"></div>	0	0	0
Write-In: Carrie Lewis DelRosso	0	0.00%	<div style="width: 0.00%; background-color: #ffc107;"></div>	0	0	0
Write-In: Teddy Daniels	0	0.00%	<div style="width: 0.00%; background-color: #ffc107;"></div>	0	0	0
Write-In: James Earl Jones	0	0.00%	<div style="width: 0.00%; background-color: #ffc107;"></div>	0	0	0
Write-In: Rick Saccone	0	0.00%	<div style="width: 0.00%; background-color: #ffc107;"></div>	0	0	0
Write-In: Chris Frye	0	0.00%	<div style="width: 0.00%; background-color: #ffc107;"></div>	0	0	0
Write-In: John Brown	0	0.00%	<div style="width: 0.00%; background-color: #ffc107;"></div>	0	0	0
Write-In: Clarice Schillinger	0	0.00%	<div style="width: 0.00%; background-color: #ffc107;"></div>	0	0	0
Write-In: Russ Diamond	0	0.00%	<div style="width: 0.00%; background-color: #ffc107;"></div>	0	0	0
Not Assigned	0	0.00%	<div style="width: 0.00%; background-color: #ffc107;"></div>	0	0	0
Total Votes Cast	31	100.00%	<div style="width: 100.00%; background-color: #ffc107;"></div>	21	10	0
Contest Totals	37			27	10	0

DEM REP IN CONGRESS 15TH DIS

Vote For 1

	TOTAL	VOTE %		Election Day	Absentee /Mail-in Ballots	Provisional
Write-In Totals	6	100.00%	<div style="width: 100.00%; background-color: #ffc107;"></div>	2	4	0
Write-In: Mike Molesevich	6	100.00%	<div style="width: 100.00%; background-color: #ffc107;"></div>	2	4	0
Write-In: Ronnie Ray Jenkins	0	0.00%	<div style="width: 0.00%; background-color: #ffc107;"></div>	0	0	0
Write-In: Glenn GT Thompson	0	0.00%	<div style="width: 0.00%; background-color: #ffc107;"></div>	0	0	0
Not Assigned	0	0.00%	<div style="width: 0.00%; background-color: #ffc107;"></div>	0	0	0
Total Votes Cast	6	100.00%	<div style="width: 100.00%; background-color: #ffc107;"></div>	2	4	0
Contest Totals	37			27	10	0

DEM REP IN THE GEN ASSEM 68TH DIS

Vote For 1

	TOTAL	VOTE %		Election Day	Absentee /Mail-in Ballots	Provisional
Write-In Totals	3	100.00%	<div style="width: 100.00%; background-color: #ffc107;"></div>	3	0	0
Write-In: Clint Owlett	3	100.00%	<div style="width: 100.00%; background-color: #ffc107;"></div>	3	0	0
Write-In: Carrie Heath	0	0.00%	<div style="width: 0.00%; background-color: #ffc107;"></div>	0	0	0
Not Assigned	0	0.00%	<div style="width: 0.00%; background-color: #ffc107;"></div>	0	0	0
Total Votes Cast	3	100.00%	<div style="width: 100.00%; background-color: #ffc107;"></div>	3	0	0
Contest Totals	37			27	10	0

Gaines Townsp

DEM MEMBER DEM STATE COMM 59TH DIST

Vote For 1

	TOTAL	VOTE %		Election Day	Absentee /Mail-in Ballots	Provisional
Write-In Totals	1	100.00%	<div style="width: 100%; height: 10px; background-color: #ffc107;"></div>	0	1	0
Write-In: Gabe Hakvagg	0	0.00%	<div style="width: 0%; height: 10px; background-color: #6c757d;"></div>	0	0	0
Write-In: Carrie Heath	0	0.00%	<div style="width: 0%; height: 10px; background-color: #6c757d;"></div>	0	0	0
Write-In: Sandy Wilson	0	0.00%	<div style="width: 0%; height: 10px; background-color: #6c757d;"></div>	0	0	0
Write-In: Non Registered Candidate	0	0.00%	<div style="width: 0%; height: 10px; background-color: #6c757d;"></div>	0	0	0
Write-In: Carol Druck	0	0.00%	<div style="width: 0%; height: 10px; background-color: #6c757d;"></div>	0	0	0
Write-In: Gary Wilson	0	0.00%	<div style="width: 0%; height: 10px; background-color: #6c757d;"></div>	0	0	0
Not Assigned	1	100.00%	<div style="width: 100%; height: 10px; background-color: #ffc107;"></div>	0	1	0
Total Votes Cast	1	100.00%	<div style="width: 100%; height: 10px; background-color: #ffc107;"></div>	0	1	0
Contest Totals	37			27	10	0

DEM DEM COMM Gaines Township

Vote For 2

	TOTAL	VOTE %		Election Day	Absentee /Mail-in Ballots	Provisional
Write-In Totals	2	100.00%	<div style="width: 100%; height: 10px; background-color: #ffc107;"></div>	0	2	0
Not Assigned	2	100.00%	<div style="width: 100%; height: 10px; background-color: #ffc107;"></div>	0	2	0
Total Votes Cast	2	100.00%	<div style="width: 100%; height: 10px; background-color: #ffc107;"></div>	0	2	0
Contest Totals	74			54	20	0

REP UNITED STATES SENATOR

Vote For 1

	TOTAL	VOTE %		Election Day	Absentee /Mail-in Ballots	Provisional
Kathy Barnette	25	22.52%	<div style="width: 22.52%; height: 10px; background-color: #ffc107;"></div>	23	2	0
Mehmet Oz	32	28.83%	<div style="width: 28.83%; height: 10px; background-color: #ffc107;"></div>	31	1	0
George Bochetto	1	0.90%	<div style="width: 0.90%; height: 10px; background-color: #ffc107;"></div>	1	0	0
Jeff Bartos	4	3.60%	<div style="width: 3.60%; height: 10px; background-color: #ffc107;"></div>	4	0	0
Dave McCormick	39	35.14%	<div style="width: 35.14%; height: 10px; background-color: #ffc107;"></div>	31	8	0
Sean Gale	2	1.80%	<div style="width: 1.80%; height: 10px; background-color: #ffc107;"></div>	2	0	0
Carla Sands	8	7.21%	<div style="width: 7.21%; height: 10px; background-color: #ffc107;"></div>	5	3	0
Write-In Totals	0	0.00%	<div style="width: 0%; height: 10px; background-color: #6c757d;"></div>	0	0	0
Write-In: John Fetterman	0	0.00%	<div style="width: 0%; height: 10px; background-color: #6c757d;"></div>	0	0	0
Not Assigned	0	0.00%	<div style="width: 0%; height: 10px; background-color: #6c757d;"></div>	0	0	0
Total Votes Cast	111	100.00%	<div style="width: 100%; height: 10px; background-color: #ffc107;"></div>	97	14	0
Contest Totals	116			102	14	0

Gaines Townsip

REP GOVERNOR

Vote For 1

	TOTAL	VOTE %	Election Day	Absentee /Mail-in Ballots	Provisional
Lou Barletta	10	8.85%	9	1	0
Douglas V. Mastriano	58	51.33%	55	3	0
Nche Zama	2	1.77%	2	0	0
Dave White	21	18.58%	14	7	0
Melissa Hart	2	1.77%	2	0	0
Bill McSwain	13	11.50%	11	2	0
Charlie Gerow	4	3.54%	3	1	0
Joe Gale	1	0.88%	1	0	0
Jake Corman	2	1.77%	2	0	0
Write-In Totals	0	0.00%	0	0	0
Write-In: Josh Shapiro	0	0.00%	0	0	0
Not Assigned	0	0.00%	0	0	0
Total Votes Cast	113	100.00%	99	14	0
Contest Totals	116		102	14	0

REP LIEUTENANT GOVERNOR

Vote For 1

	TOTAL	VOTE %	Election Day	Absentee /Mail-in Ballots	Provisional
Clarice Schillinger	9	8.65%	8	1	0
James Earl Jones	11	10.58%	11	0	0
Rick Saccone	14	13.46%	13	1	0
John Brown	7	6.73%	7	0	0
Chris Frye	10	9.62%	9	1	0
Jeff Coleman	19	18.27%	16	3	0
Russ Diamond	7	6.73%	5	2	0
Carrie Lewis DelRosso	15	14.42%	13	2	0
Teddy Daniels	12	11.54%	11	1	0
Write-In Totals	0	0.00%	0	0	0
Write-In: Austin Davis	0	0.00%	0	0	0
Write-In: Brian Sims	0	0.00%	0	0	0
Not Assigned	0	0.00%	0	0	0
Total Votes Cast	104	100.00%	93	11	0
Contest Totals	116		102	14	0

Gaines Townsip

REP REP IN CONGRESS 15TH DIS

Vote For 1

	TOTAL	VOTE %		Election Day	Absentee /Mail-in Ballots	Provisional
Glenn GT Thompson	103	100.00%	<div style="width: 100%; height: 10px; background-color: #ffc107;"></div>	89	14	0
Write-In Totals	0	0.00%	<div style="width: 0%; height: 10px; background-color: #6c757d;"></div>	0	0	0
Not Assigned	0	0.00%	<div style="width: 0%; height: 10px; background-color: #6c757d;"></div>	0	0	0
Total Votes Cast	103	100.00%	<div style="width: 100%; height: 10px; background-color: #ffc107;"></div>	89	14	0
Contest Totals	116			102	14	0

REP REP IN THE GEN ASSEM 68TH DIS

Vote For 1

	TOTAL	VOTE %		Election Day	Absentee /Mail-in Ballots	Provisional
Clint Owlett	107	100.00%	<div style="width: 100%; height: 10px; background-color: #ffc107;"></div>	94	13	0
Write-In Totals	0	0.00%	<div style="width: 0%; height: 10px; background-color: #6c757d;"></div>	0	0	0
Not Assigned	0	0.00%	<div style="width: 0%; height: 10px; background-color: #6c757d;"></div>	0	0	0
Total Votes Cast	107	100.00%	<div style="width: 100%; height: 10px; background-color: #ffc107;"></div>	94	13	0
Contest Totals	116			102	14	0

REP MEMBER OF THE REPUBLICAN STATE COMMITTEE

Vote For 2

	TOTAL	VOTE %		Election Day	Absentee /Mail-in Ballots	Provisional
Sandy Wilson	54	33.75%	<div style="width: 33.75%; height: 10px; background-color: #ffc107;"></div>	47	7	0
Gary Wilson	57	35.62%	<div style="width: 35.62%; height: 10px; background-color: #ffc107;"></div>	46	11	0
Carol Druck	49	30.62%	<div style="width: 30.62%; height: 10px; background-color: #ffc107;"></div>	41	8	0
Write-In Totals	0	0.00%	<div style="width: 0%; height: 10px; background-color: #6c757d;"></div>	0	0	0
Not Assigned	0	0.00%	<div style="width: 0%; height: 10px; background-color: #6c757d;"></div>	0	0	0
Total Votes Cast	160	100.00%	<div style="width: 100%; height: 10px; background-color: #ffc107;"></div>	134	26	0
Contest Totals	232			204	28	0

REP REP COMM MAN Gaines Township

Vote For 1

	TOTAL	VOTE %		Election Day	Absentee /Mail-in Ballots	Provisional
Thaddeus K. Stevens	108	100.00%	<div style="width: 100%; height: 10px; background-color: #ffc107;"></div>	95	13	0
Write-In Totals	0	0.00%	<div style="width: 0%; height: 10px; background-color: #6c757d;"></div>	0	0	0
Not Assigned	0	0.00%	<div style="width: 0%; height: 10px; background-color: #6c757d;"></div>	0	0	0
Total Votes Cast	108	100.00%	<div style="width: 100%; height: 10px; background-color: #ffc107;"></div>	95	13	0
Contest Totals	116			102	14	0

Gaines Township

REP REP COMM WOMAN Gaines Township

Vote For 1

	TOTAL	VOTE %		Election Day	Absentee /Mail-in Ballots	Provisional
Sandra L. Stevens	103	100.00%	<div style="width: 100%; height: 10px; background-color: #f0e68c;"></div>	90	13	0
Write-In Totals	0	0.00%	<div style="width: 0%; height: 10px; background-color: #d3d3d3;"></div>	0	0	0
Not Assigned	0	0.00%	<div style="width: 0%; height: 10px; background-color: #d3d3d3;"></div>	0	0	0
Total Votes Cast	103	100.00%	<div style="width: 100%; height: 10px; background-color: #f0e68c;"></div>	90	13	0
Contest Totals	116			102	14	0

Hamilton Township

Statistics

	TOTAL	Election Day	Absentee /Mail-in Ballots	Provisional
Registered Voters - Total	276			
Registered Voters - Democratic	60			
Registered Voters - Republican	175			
Registered Voters - Nonpartisan	41			
Ballots Cast - Total	84	72	12	0
Ballots Cast - Democratic	16	11	5	0
Ballots Cast - Republican	68	61	7	0
Ballots Cast - Nonpartisan	0	0	0	0
Ballots Cast - Blank	0	0	0	0
Voter Turnout - Total	30.43%			
Voter Turnout - Democratic	26.67%			
Voter Turnout - Republican	38.86%			
Voter Turnout - Nonpartisan	0.00%			

DEM UNITED STATES SENATOR

Vote For 1

	TOTAL	VOTE %		Election Day	Absentee /Mail-in Ballots	Provisional
Alex Khalil	0	0.00%	<div style="width: 0%;"></div>	0	0	0
Conor Lamb	4	26.67%	<div style="width: 26.67%;"></div>	4	0	0
Malcolm Kenyatta	2	13.33%	<div style="width: 13.33%;"></div>	2	0	0
John Fetterman	9	60.00%	<div style="width: 60.00%;"></div>	4	5	0
Write-In Totals	0	0.00%	<div style="width: 0%;"></div>	0	0	0
Write-In: Kathy Barnette	0	0.00%	<div style="width: 0%;"></div>	0	0	0
Write-In: Mehmet Oz	0	0.00%	<div style="width: 0%;"></div>	0	0	0
Write-In: Dave McCormick	0	0.00%	<div style="width: 0%;"></div>	0	0	0
Write-In: Jeff Bartos	0	0.00%	<div style="width: 0%;"></div>	0	0	0
Not Assigned	0	0.00%	<div style="width: 0%;"></div>	0	0	0
Total Votes Cast	15	100.00%	<div style="width: 100%;"></div>	10	5	0
Contest Totals	16			11	5	0

DEM GOVERNOR

Vote For 1

	TOTAL	VOTE %		Election Day	Absentee /Mail-in Ballots	Provisional
Josh Shapiro	14	93.33%	<div style="width: 93.33%;"></div>	9	5	0
Write-In Totals	1	6.67%	<div style="width: 6.67%;"></div>	1	0	0
Write-In: Nche Zama	1	6.67%	<div style="width: 6.67%;"></div>	1	0	0
Write-In: Dave White	0	0.00%	<div style="width: 0%;"></div>	0	0	0
Write-In: Lou Barletta	0	0.00%	<div style="width: 0%;"></div>	0	0	0
Write-In: Melissa Hart	0	0.00%	<div style="width: 0%;"></div>	0	0	0
Write-In: Douglas V. Mastriano	0	0.00%	<div style="width: 0%;"></div>	0	0	0
Not Assigned	0	0.00%	<div style="width: 0%;"></div>	0	0	0
Total Votes Cast	15	100.00%	<div style="width: 100%;"></div>	10	5	0
Contest Totals	16			11	5	0

Hamilton Township

DEM LIEUTENANT GOVERNOR

Vote For 1

	TOTAL	VOTE %		Election Day	Absentee /Mail-in Ballots	Provisional
Austin Davis	6	40.00%	<div style="width: 40%;"><div style="width: 40%;"></div></div>	5	1	0
Ray Sosa	2	13.33%	<div style="width: 13.33%;"><div style="width: 13.33%;"></div></div>	1	1	0
Brian Sims	7	46.67%	<div style="width: 46.67%;"><div style="width: 46.67%;"></div></div>	4	3	0
Write-In Totals	0	0.00%	<div style="width: 0%;"><div style="width: 0%;"></div></div>	0	0	0
Write-In: Jeff Coleman	0	0.00%	<div style="width: 0%;"><div style="width: 0%;"></div></div>	0	0	0
Write-In: Carrie Lewis DelRosso	0	0.00%	<div style="width: 0%;"><div style="width: 0%;"></div></div>	0	0	0
Write-In: Teddy Daniels	0	0.00%	<div style="width: 0%;"><div style="width: 0%;"></div></div>	0	0	0
Write-In: James Earl Jones	0	0.00%	<div style="width: 0%;"><div style="width: 0%;"></div></div>	0	0	0
Write-In: Rick Saccone	0	0.00%	<div style="width: 0%;"><div style="width: 0%;"></div></div>	0	0	0
Write-In: Chris Frye	0	0.00%	<div style="width: 0%;"><div style="width: 0%;"></div></div>	0	0	0
Write-In: John Brown	0	0.00%	<div style="width: 0%;"><div style="width: 0%;"></div></div>	0	0	0
Write-In: Clarice Schillinger	0	0.00%	<div style="width: 0%;"><div style="width: 0%;"></div></div>	0	0	0
Write-In: Russ Diamond	0	0.00%	<div style="width: 0%;"><div style="width: 0%;"></div></div>	0	0	0
Not Assigned	0	0.00%	<div style="width: 0%;"><div style="width: 0%;"></div></div>	0	0	0
Total Votes Cast	15	100.00%	<div style="width: 100%;"><div style="width: 100%;"></div></div>	10	5	0
Contest Totals	16			11	5	0

DEM REP IN CONGRESS 15TH DIS

Vote For 1

	TOTAL	VOTE %		Election Day	Absentee /Mail-in Ballots	Provisional
Write-In Totals	0			0	0	0
Write-In: Ronnie Ray Jenkins	0			0	0	0
Write-In: Glenn GT Thompson	0			0	0	0
Write-In: Mike Molesevich	0			0	0	0
Not Assigned	0			0	0	0
Total Votes Cast	0			0	0	0
Contest Totals	16			11	5	0

DEM REP IN THE GEN ASSEM 68TH DIS

Vote For 1

	TOTAL	VOTE %		Election Day	Absentee /Mail-in Ballots	Provisional
Write-In Totals	1	100.00%	<div style="width: 100%;"><div style="width: 100%;"></div></div>	1	0	0
Write-In: Clint Owlett	1	100.00%	<div style="width: 100%;"><div style="width: 100%;"></div></div>	1	0	0
Write-In: Carrie Heath	0	0.00%	<div style="width: 0%;"><div style="width: 0%;"></div></div>	0	0	0
Not Assigned	0	0.00%	<div style="width: 0%;"><div style="width: 0%;"></div></div>	0	0	0
Total Votes Cast	1	100.00%	<div style="width: 100%;"><div style="width: 100%;"></div></div>	1	0	0
Contest Totals	16			11	5	0

Hamilton Township

DEM MEMBER DEM STATE COMM 59TH DIST

Vote For 1

	TOTAL	VOTE %	Election Day	Absentee /Mail-in Ballots	Provisional
Write-In Totals	0		0	0	0
Write-In: Gabe Hakvagg	0		0	0	0
Write-In: Carrie Heath	0		0	0	0
Write-In: Sandy Wilson	0		0	0	0
Write-In: Non Registered Candidate	0		0	0	0
Write-In: Carol Druck	0		0	0	0
Write-In: Gary Wilson	0		0	0	0
Not Assigned	0		0	0	0
Total Votes Cast	0		0	0	0
Contest Totals	16		11	5	0












DEM DEM COMM Hamilton Township

Vote For 2

	TOTAL	VOTE %	Election Day	Absentee /Mail-in Ballots	Provisional
Write-In Totals	0		0	0	0
Not Assigned	0		0	0	0
Total Votes Cast	0		0	0	0
Contest Totals	32		22	10	0

REP UNITED STATES SENATOR

Vote For 1

	TOTAL	VOTE %	Election Day	Absentee /Mail-in Ballots	Provisional
Kathy Barnette	18	26.87% 	17	1	0
Mehmet Oz	21	31.34% 	19	2	0
George Bochetto	0	0.00% 	0	0	0
Jeff Bartos	2	2.99% 	1	1	0
Dave McCormick	18	26.87% 	15	3	0
Sean Gale	1	1.49% 	1	0	0
Carla Sands	7	10.45% 	7	0	0
Write-In Totals	0	0.00% 	0	0	0
Write-In: John Fetterman	0	0.00% 	0	0	0
Not Assigned	0	0.00% 	0	0	0
Total Votes Cast	67	100.00% 	60	7	0
Contest Totals	68		61	7	0

Hamilton Township

REP GOVERNOR

Vote For 1

	TOTAL	VOTE %	Election Day	Absentee /Mail-in Ballots	Provisional
Lou Barletta	10	14.71%	7	3	0
Douglas V. Mastriano	32	47.06%	31	1	0
Nche Zama	2	2.94%	2	0	0
Dave White	13	19.12%	10	3	0
Melissa Hart	3	4.41%	3	0	0
Bill McSwain	2	2.94%	2	0	0
Charlie Gerow	1	1.47%	1	0	0
Joe Gale	1	1.47%	1	0	0
Jake Corman	3	4.41%	3	0	0
Write-In Totals	1	1.47%	1	0	0
Write-In: Josh Shapiro	1	1.47%	1	0	0
Not Assigned	0	0.00%	0	0	0
Total Votes Cast	68	100.00%	61	7	0
Contest Totals	68		61	7	0

REP LIEUTENANT GOVERNOR

Vote For 1

	TOTAL	VOTE %	Election Day	Absentee /Mail-in Ballots	Provisional
Clarice Schillinger	4	6.56%	4	0	0
James Earl Jones	10	16.39%	10	0	0
Rick Saccone	6	9.84%	5	1	0
John Brown	8	13.11%	6	2	0
Chris Frye	5	8.20%	5	0	0
Jeff Coleman	5	8.20%	5	0	0
Russ Diamond	5	8.20%	5	0	0
Carrie Lewis DelRosso	7	11.48%	7	0	0
Teddy Daniels	11	18.03%	7	4	0
Write-In Totals	0	0.00%	0	0	0
Write-In: Austin Davis	0	0.00%	0	0	0
Write-In: Brian Sims	0	0.00%	0	0	0
Not Assigned	0	0.00%	0	0	0
Total Votes Cast	61	100.00%	54	7	0
Contest Totals	68		61	7	0

Hamilton Township

REP REP IN CONGRESS 15TH DIS

Vote For 1

	TOTAL	VOTE %		Election Day	Absentee /Mail-in Ballots	Provisional
Glenn GT Thompson	56	98.25%	<div style="width: 98.25%;"><div style="width: 98.25%;"></div></div>	49	7	0
Write-In Totals	1	1.75%	<div style="width: 1.75%;"><div style="width: 1.75%;"></div></div>	1	0	0
Not Assigned	1	1.75%	<div style="width: 1.75%;"><div style="width: 1.75%;"></div></div>	1	0	0
Total Votes Cast	57	100.00%	<div style="width: 100.00%;"><div style="width: 100.00%;"></div></div>	50	7	0
Contest Totals	68			61	7	0

REP REP IN THE GEN ASSEM 68TH DIS

Vote For 1

	TOTAL	VOTE %		Election Day	Absentee /Mail-in Ballots	Provisional
Clint Owlett	66	100.00%	<div style="width: 100.00%;"><div style="width: 100.00%;"></div></div>	59	7	0
Write-In Totals	0	0.00%	<div style="width: 0.00%;"><div style="width: 0.00%;"></div></div>	0	0	0
Not Assigned	0	0.00%	<div style="width: 0.00%;"><div style="width: 0.00%;"></div></div>	0	0	0
Total Votes Cast	66	100.00%	<div style="width: 100.00%;"><div style="width: 100.00%;"></div></div>	59	7	0
Contest Totals	68			61	7	0

REP MEMBER OF THE REPUBLICAN STATE COMMITTEE

Vote For 2

	TOTAL	VOTE %		Election Day	Absentee /Mail-in Ballots	Provisional
Sandy Wilson	51	50.50%	<div style="width: 50.50%;"><div style="width: 50.50%;"></div></div>	45	6	0
Gary Wilson	38	37.62%	<div style="width: 37.62%;"><div style="width: 37.62%;"></div></div>	32	6	0
Carol Druck	11	10.89%	<div style="width: 10.89%;"><div style="width: 10.89%;"></div></div>	10	1	0
Write-In Totals	1	0.99%	<div style="width: 0.99%;"><div style="width: 0.99%;"></div></div>	1	0	0
Not Assigned	1	0.99%	<div style="width: 0.99%;"><div style="width: 0.99%;"></div></div>	1	0	0
Total Votes Cast	101	100.00%	<div style="width: 100.00%;"><div style="width: 100.00%;"></div></div>	88	13	0
Contest Totals	136			122	14	0

REP REP COMM MAN Hamilton Township

Vote For 1

	TOTAL	VOTE %		Election Day	Absentee /Mail-in Ballots	Provisional
Write-In Totals	1	100.00%	<div style="width: 100.00%;"><div style="width: 100.00%;"></div></div>	1	0	0
Not Assigned	1	100.00%	<div style="width: 100.00%;"><div style="width: 100.00%;"></div></div>	1	0	0
Total Votes Cast	1	100.00%	<div style="width: 100.00%;"><div style="width: 100.00%;"></div></div>	1	0	0
Contest Totals	68			61	7	0

Hamilton Township

REP REP COMM WOMAN Hamilton Township

Vote For 1

	TOTAL	VOTE %	Election Day	Absentee /Mail-in Ballots	Provisional
Write-In Totals	0		0	0	0
Not Assigned	0		0	0	0
Total Votes Cast	0		0	0	0
Contest Totals	68		61	7	0

Jackson Township

Statistics	TOTAL	Election Day	Absentee /Mail-in Ballots	Provisional
Registered Voters - Total	1,280			
Registered Voters - Democratic	213			
Registered Voters - Republican	882			
Registered Voters - Nonpartisan	185			
Ballots Cast - Total	398	353	43	2
Ballots Cast - Democratic	44	24	20	0
Ballots Cast - Republican	354	329	23	2
Ballots Cast - Nonpartisan	0	0	0	0
Ballots Cast - Blank	0	0	0	0
Voter Turnout - Total	31.09%			
Voter Turnout - Democratic	20.66%			
Voter Turnout - Republican	40.14%			
Voter Turnout - Nonpartisan	0.00%			

DEM UNITED STATES SENATOR

Vote For 1

	TOTAL	VOTE %	Election Day	Absentee /Mail-in Ballots	Provisional
Alex Khalil	0	0.00%	0	0	0
Conor Lamb	4	9.09%	2	2	0
Malcolm Kenyatta	3	6.82%	1	2	0
John Fetterman	35	79.55%	19	16	0
Write-In Totals	2	4.55%	2	0	0
Write-In: Mehmet Oz	1	2.27%	1	0	0
Write-In: Dave McCormick	1	2.27%	1	0	0
Write-In: Kathy Barnette	0	0.00%	0	0	0
Write-In: Jeff Bartos	0	0.00%	0	0	0
Not Assigned	0	0.00%	0	0	0
Total Votes Cast	44	100.00%	24	20	0
Contest Totals	44		24	20	0

DEM GOVERNOR

Vote For 1

	TOTAL	VOTE %	Election Day	Absentee /Mail-in Ballots	Provisional
Josh Shapiro	40	93.02%	22	18	0
Write-In Totals	3	6.98%	1	2	0
Write-In: Douglas V. Mastriano	1	2.33%	1	0	0
Write-In: Dave White	0	0.00%	0	0	0
Write-In: Lou Barletta	0	0.00%	0	0	0
Write-In: Nche Zama	0	0.00%	0	0	0
Write-In: Melissa Hart	0	0.00%	0	0	0
Not Assigned	2	4.65%	0	2	0
Total Votes Cast	43	100.00%	23	20	0
Contest Totals	44		24	20	0

Jackson Township

DEM LIEUTENANT GOVERNOR

Vote For 1

	TOTAL	VOTE %		Election Day	Absentee /Mail-in Ballots	Provisional
Austin Davis	21	50.00%	<div style="width: 50%;"><div style="width: 50%;"></div></div>	9	12	0
Ray Sosa	11	26.19%	<div style="width: 26.19%;"><div style="width: 26.19%;"></div></div>	8	3	0
Brian Sims	7	16.67%	<div style="width: 16.67%;"><div style="width: 16.67%;"></div></div>	4	3	0
Write-In Totals	3	7.14%	<div style="width: 7.14%;"><div style="width: 7.14%;"></div></div>	1	2	0
Write-In: Rick Saccone	1	2.38%	<div style="width: 2.38%;"><div style="width: 2.38%;"></div></div>	1	0	0
Write-In: Jeff Coleman	0	0.00%	<div style="width: 0%;"><div style="width: 0%;"></div></div>	0	0	0
Write-In: Carrie Lewis DelRosso	0	0.00%	<div style="width: 0%;"><div style="width: 0%;"></div></div>	0	0	0
Write-In: Teddy Daniels	0	0.00%	<div style="width: 0%;"><div style="width: 0%;"></div></div>	0	0	0
Write-In: James Earl Jones	0	0.00%	<div style="width: 0%;"><div style="width: 0%;"></div></div>	0	0	0
Write-In: Chris Frye	0	0.00%	<div style="width: 0%;"><div style="width: 0%;"></div></div>	0	0	0
Write-In: John Brown	0	0.00%	<div style="width: 0%;"><div style="width: 0%;"></div></div>	0	0	0
Write-In: Clarice Schillinger	0	0.00%	<div style="width: 0%;"><div style="width: 0%;"></div></div>	0	0	0
Write-In: Russ Diamond	0	0.00%	<div style="width: 0%;"><div style="width: 0%;"></div></div>	0	0	0
Not Assigned	2	4.76%	<div style="width: 4.76%;"><div style="width: 4.76%;"></div></div>	0	2	0
Total Votes Cast	42	100.00%	<div style="width: 100%;"><div style="width: 100%;"></div></div>	22	20	0
Contest Totals	44			24	20	0

DEM REP IN CONGRESS 15TH DIS

Vote For 1

	TOTAL	VOTE %		Election Day	Absentee /Mail-in Ballots	Provisional
Write-In Totals	11	100.00%	<div style="width: 100%;"><div style="width: 100%;"></div></div>	5	6	0
Write-In: Mike Molesevich	4	36.36%	<div style="width: 36.36%;"><div style="width: 36.36%;"></div></div>	1	3	0
Write-In: Ronnie Ray Jenkins	2	18.18%	<div style="width: 18.18%;"><div style="width: 18.18%;"></div></div>	2	0	0
Write-In: Glenn GT Thompson	1	9.09%	<div style="width: 9.09%;"><div style="width: 9.09%;"></div></div>	1	0	0
Not Assigned	4	36.36%	<div style="width: 36.36%;"><div style="width: 36.36%;"></div></div>	1	3	0
Total Votes Cast	11	100.00%	<div style="width: 100%;"><div style="width: 100%;"></div></div>	5	6	0
Contest Totals	44			24	20	0

DEM REP IN THE GEN ASSEM 68TH DIS

Vote For 1

	TOTAL	VOTE %		Election Day	Absentee /Mail-in Ballots	Provisional
Write-In Totals	2	100.00%	<div style="width: 100%;"><div style="width: 100%;"></div></div>	2	0	0
Write-In: Clint Owlett	2	100.00%	<div style="width: 100%;"><div style="width: 100%;"></div></div>	2	0	0
Write-In: Carrie Heath	0	0.00%	<div style="width: 0%;"><div style="width: 0%;"></div></div>	0	0	0
Not Assigned	0	0.00%	<div style="width: 0%;"><div style="width: 0%;"></div></div>	0	0	0
Total Votes Cast	2	100.00%	<div style="width: 100%;"><div style="width: 100%;"></div></div>	2	0	0
Contest Totals	44			24	20	0

Jackson Township

DEM MEMBER DEM STATE COMM 59TH DIST

Vote For 1

	TOTAL	VOTE %	Election Day	Absentee /Mail-in Ballots	Provisional
Write-In Totals	0		0	0	0
Write-In: Gabe Hakvagg	0		0	0	0
Write-In: Carrie Heath	0		0	0	0
Write-In: Sandy Wilson	0		0	0	0
Write-In: Non Registered Candidate	0		0	0	0
Write-In: Carol Druck	0		0	0	0
Write-In: Gary Wilson	0		0	0	0
Not Assigned	0		0	0	0
Total Votes Cast	0		0	0	0
Contest Totals	44		24	20	0

DEM DEM COMM Jackson Township

Vote For 2

	TOTAL	VOTE %	Election Day	Absentee /Mail-in Ballots	Provisional
Write-In Totals	1	100.00%	1	0	0
Not Assigned	1	100.00%	1	0	0
Total Votes Cast	1	100.00%	1	0	0
Contest Totals	88		48	40	0

REP UNITED STATES SENATOR

Vote For 1

	TOTAL	VOTE %	Election Day	Absentee /Mail-in Ballots	Provisional
Kathy Barnette	84	24.00%	76	7	1
Mehmet Oz	94	26.86%	92	2	0
George Bochetto	6	1.71%	5	1	0
Jeff Bartos	15	4.29%	14	1	0
Dave McCormick	120	34.29%	110	9	1
Sean Gale	4	1.14%	4	0	0
Carla Sands	27	7.71%	24	3	0
Write-In Totals	0	0.00%	0	0	0
Write-In: John Fetterman	0	0.00%	0	0	0
Not Assigned	0	0.00%	0	0	0
Total Votes Cast	350	100.00%	325	23	2
Contest Totals	354		329	23	2

Jackson Township

REP GOVERNOR

Vote For 1

	TOTAL	VOTE %	Election Day	Absentee /Mail-in Ballots	Provisional
Lou Barletta	46	13.26%	46	0	0
Douglas V. Mastriano	209	60.23%	202	6	1
Nche Zama	5	1.44%	3	2	0
Dave White	31	8.93%	27	3	1
Melissa Hart	11	3.17%	8	3	0
Bill McSwain	30	8.65%	25	5	0
Charlie Gerow	0	0.00%	0	0	0
Joe Gale	2	0.58%	2	0	0
Jake Corman	11	3.17%	7	4	0
Write-In Totals	2	0.58%	2	0	0
Write-In: Josh Shapiro	1	0.29%	1	0	0
Not Assigned	1	0.29%	1	0	0
Total Votes Cast	347	100.00%	322	23	2
Contest Totals	354		329	23	2

REP LIEUTENANT GOVERNOR

Vote For 1

	TOTAL	VOTE %	Election Day	Absentee /Mail-in Ballots	Provisional
Clarice Schillinger	25	7.67%	25	0	0
James Earl Jones	40	12.27%	37	3	0
Rick Saccone	43	13.19%	39	2	2
John Brown	17	5.21%	14	3	0
Chris Frye	19	5.83%	19	0	0
Jeff Coleman	84	25.77%	79	5	0
Russ Diamond	16	4.91%	15	1	0
Carrie Lewis DelRosso	35	10.74%	31	4	0
Teddy Daniels	46	14.11%	43	3	0
Write-In Totals	1	0.31%	1	0	0
Write-In: Austin Davis	0	0.00%	0	0	0
Write-In: Brian Sims	0	0.00%	0	0	0
Not Assigned	1	0.31%	1	0	0
Total Votes Cast	326	100.00%	303	21	2
Contest Totals	354		329	23	2

Jackson Township

REP REP IN CONGRESS 15TH DIS

Vote For 1

	TOTAL	VOTE %		Election Day	Absentee /Mail-in Ballots	Provisional
Glenn GT Thompson	296	99.00%	<div style="width: 99.00%; background-color: #ffc107;"></div>	274	20	2
Write-In Totals	3	1.00%	<div style="width: 1.00%; background-color: #6c757d;"></div>	3	0	0
Not Assigned	3	1.00%	<div style="width: 1.00%; background-color: #6c757d;"></div>	3	0	0
Total Votes Cast	299	100.00%	<div style="width: 100.00%; background-color: #ffc107;"></div>	277	20	2
Contest Totals	354			329	23	2

REP REP IN THE GEN ASSEM 68TH DIS

Vote For 1

	TOTAL	VOTE %		Election Day	Absentee /Mail-in Ballots	Provisional
Clint Owlett	340	99.71%	<div style="width: 99.71%; background-color: #ffc107;"></div>	317	21	2
Write-In Totals	1	0.29%	<div style="width: 0.29%; background-color: #6c757d;"></div>	1	0	0
Not Assigned	1	0.29%	<div style="width: 0.29%; background-color: #6c757d;"></div>	1	0	0
Total Votes Cast	341	100.00%	<div style="width: 100.00%; background-color: #ffc107;"></div>	318	21	2
Contest Totals	354			329	23	2

REP MEMBER OF THE REPUBLICAN STATE COMMITTEE

Vote For 2

	TOTAL	VOTE %		Election Day	Absentee /Mail-in Ballots	Provisional
Sandy Wilson	244	43.88%	<div style="width: 43.88%; background-color: #ffc107;"></div>	233	10	1
Gary Wilson	257	46.22%	<div style="width: 46.22%; background-color: #ffc107;"></div>	245	11	1
Carol Druck	51	9.17%	<div style="width: 9.17%; background-color: #ffc107;"></div>	40	10	1
Write-In Totals	4	0.72%	<div style="width: 0.72%; background-color: #6c757d;"></div>	2	2	0
Not Assigned	4	0.72%	<div style="width: 0.72%; background-color: #6c757d;"></div>	2	2	0
Total Votes Cast	556	100.00%	<div style="width: 100.00%; background-color: #ffc107;"></div>	520	33	3
Contest Totals	708			658	46	4

REP REP COMM MAN Jackson Township




Vote For 1

	TOTAL	VOTE %		Election Day	Absentee /Mail-in Ballots	Provisional
Donald E. Hoffman Jr.	319	99.69%	<div style="width: 99.69%; background-color: #ffc107;"></div>	297	20	2
Write-In Totals	1	0.31%	<div style="width: 0.31%; background-color: #6c757d;"></div>	1	0	0
Not Assigned	1	0.31%	<div style="width: 0.31%; background-color: #6c757d;"></div>	1	0	0
Total Votes Cast	320	100.00%	<div style="width: 100.00%; background-color: #ffc107;"></div>	298	20	2
Contest Totals	354			329	23	2

Jackson Township

REP REP COMM WOMAN Jackson Township

Vote For 1

	TOTAL	VOTE %		Election Day	Absentee /Mail-in Ballots	Provisional
Write-In Totals	12	100.00%		11	1	0
Not Assigned	12	100.00%		11	1	0
Total Votes Cast	12	100.00%		11	1	0
Contest Totals	354			329	23	2

Knoxville Borough

Statistics

	TOTAL	Election Day	Absentee /Mail-in Ballots	Provisional
Registered Voters - Total	374			
Registered Voters - Democratic	83			
Registered Voters - Republican	236			
Registered Voters - Nonpartisan	55			
Ballots Cast - Total	98	87	11	0
Ballots Cast - Democratic	23	18	5	0
Ballots Cast - Republican	75	69	6	0
Ballots Cast - Nonpartisan	0	0	0	0
Ballots Cast - Blank	1	1	0	0
Voter Turnout - Total	26.20%			
Voter Turnout - Democratic	27.71%			
Voter Turnout - Republican	31.78%			
Voter Turnout - Nonpartisan	0.00%			

DEM UNITED STATES SENATOR

Vote For 1

	TOTAL	VOTE %		Election Day	Absentee /Mail-in Ballots	Provisional
Alex Khalil	2	9.52%	<div style="width: 9.52%;"></div>	1	1	0
Conor Lamb	5	23.81%	<div style="width: 23.81%;"></div>	2	3	0
Malcolm Kenyatta	0	0.00%	<div style="width: 0.00%;"></div>	0	0	0
John Fetterman	14	66.67%	<div style="width: 66.67%;"></div>	13	1	0
Write-In Totals	0	0.00%	<div style="width: 0.00%;"></div>	0	0	0
Write-In: Kathy Barnette	0	0.00%	<div style="width: 0.00%;"></div>	0	0	0
Write-In: Mehmet Oz	0	0.00%	<div style="width: 0.00%;"></div>	0	0	0
Write-In: Dave McCormick	0	0.00%	<div style="width: 0.00%;"></div>	0	0	0
Write-In: Jeff Bartos	0	0.00%	<div style="width: 0.00%;"></div>	0	0	0
Not Assigned	0	0.00%	<div style="width: 0.00%;"></div>	0	0	0
Total Votes Cast	21	100.00%	<div style="width: 100.00%;"></div>	16	5	0
Contest Totals	23			18	5	0

DEM GOVERNOR

Vote For 1

	TOTAL	VOTE %		Election Day	Absentee /Mail-in Ballots	Provisional
Josh Shapiro	22	100.00%	<div style="width: 100.00%;"></div>	17	5	0
Write-In Totals	0	0.00%	<div style="width: 0.00%;"></div>	0	0	0
Write-In: Dave White	0	0.00%	<div style="width: 0.00%;"></div>	0	0	0
Write-In: Lou Barletta	0	0.00%	<div style="width: 0.00%;"></div>	0	0	0
Write-In: Nche Zama	0	0.00%	<div style="width: 0.00%;"></div>	0	0	0
Write-In: Melissa Hart	0	0.00%	<div style="width: 0.00%;"></div>	0	0	0
Write-In: Douglas V. Mastriano	0	0.00%	<div style="width: 0.00%;"></div>	0	0	0
Not Assigned	0	0.00%	<div style="width: 0.00%;"></div>	0	0	0
Total Votes Cast	22	100.00%	<div style="width: 100.00%;"></div>	17	5	0
Contest Totals	23			18	5	0

Knoxville Borough

DEM LIEUTENANT GOVERNOR

Vote For 1

	TOTAL	VOTE %		Election Day	Absentee /Mail-in Ballots	Provisional
Austin Davis	8	42.11%	<div style="width: 42.11%; background-color: #ffc107;"></div>	6	2	0
Ray Sosa	6	31.58%	<div style="width: 31.58%; background-color: #ffc107;"></div>	5	1	0
Brian Sims	5	26.32%	<div style="width: 26.32%; background-color: #ffc107;"></div>	3	2	0
Write-In Totals	0	0.00%	<div style="width: 0.00%; background-color: #ffc107;"></div>	0	0	0
Write-In: Jeff Coleman	0	0.00%	<div style="width: 0.00%; background-color: #ffc107;"></div>	0	0	0
Write-In: Carrie Lewis DelRosso	0	0.00%	<div style="width: 0.00%; background-color: #ffc107;"></div>	0	0	0
Write-In: Teddy Daniels	0	0.00%	<div style="width: 0.00%; background-color: #ffc107;"></div>	0	0	0
Write-In: James Earl Jones	0	0.00%	<div style="width: 0.00%; background-color: #ffc107;"></div>	0	0	0
Write-In: Rick Saccone	0	0.00%	<div style="width: 0.00%; background-color: #ffc107;"></div>	0	0	0
Write-In: Chris Frye	0	0.00%	<div style="width: 0.00%; background-color: #ffc107;"></div>	0	0	0
Write-In: John Brown	0	0.00%	<div style="width: 0.00%; background-color: #ffc107;"></div>	0	0	0
Write-In: Clarice Schillinger	0	0.00%	<div style="width: 0.00%; background-color: #ffc107;"></div>	0	0	0
Write-In: Russ Diamond	0	0.00%	<div style="width: 0.00%; background-color: #ffc107;"></div>	0	0	0
Not Assigned	0	0.00%	<div style="width: 0.00%; background-color: #ffc107;"></div>	0	0	0
Total Votes Cast	19	100.00%	<div style="width: 100.00%; background-color: #ffc107;"></div>	14	5	0
Contest Totals	23			18	5	0

DEM REP IN CONGRESS 15TH DIS

Vote For 1

	TOTAL	VOTE %		Election Day	Absentee /Mail-in Ballots	Provisional
Write-In Totals	1	100.00%	<div style="width: 100.00%; background-color: #ffc107;"></div>	1	0	0
Write-In: Ronnie Ray Jenkins	0	0.00%	<div style="width: 0.00%; background-color: #ffc107;"></div>	0	0	0
Write-In: Glenn GT Thompson	0	0.00%	<div style="width: 0.00%; background-color: #ffc107;"></div>	0	0	0
Write-In: Mike Molesevich	0	0.00%	<div style="width: 0.00%; background-color: #ffc107;"></div>	0	0	0
Not Assigned	1	100.00%	<div style="width: 100.00%; background-color: #ffc107;"></div>	1	0	0
Total Votes Cast	1	100.00%	<div style="width: 100.00%; background-color: #ffc107;"></div>	1	0	0
Contest Totals	23			18	5	0

DEM REP IN THE GEN ASSEM 68TH DIS

Vote For 1

	TOTAL	VOTE %		Election Day	Absentee /Mail-in Ballots	Provisional
Write-In Totals	2	100.00%	<div style="width: 100.00%; background-color: #ffc107;"></div>	2	0	0
Write-In: Clint Owlett	0	0.00%	<div style="width: 0.00%; background-color: #ffc107;"></div>	0	0	0
Write-In: Carrie Heath	0	0.00%	<div style="width: 0.00%; background-color: #ffc107;"></div>	0	0	0
Not Assigned	2	100.00%	<div style="width: 100.00%; background-color: #ffc107;"></div>	2	0	0
Total Votes Cast	2	100.00%	<div style="width: 100.00%; background-color: #ffc107;"></div>	2	0	0
Contest Totals	23			18	5	0

Knoxville Borough

DEM MEMBER DEM STATE COMM 59TH DIST

Vote For 1

	TOTAL	VOTE %		Election Day	Absentee /Mail-in Ballots	Provisional
Write-In Totals	1	100.00%	<div style="width: 100%; height: 10px; background-color: #ffc107;"></div>	1	0	0
Write-In: Gabe Hakvagg	0	0.00%	<div style="width: 0%; height: 10px; background-color: #6c757d;"></div>	0	0	0
Write-In: Carrie Heath	0	0.00%	<div style="width: 0%; height: 10px; background-color: #6c757d;"></div>	0	0	0
Write-In: Sandy Wilson	0	0.00%	<div style="width: 0%; height: 10px; background-color: #6c757d;"></div>	0	0	0
Write-In: Non Registered Candidate	0	0.00%	<div style="width: 0%; height: 10px; background-color: #6c757d;"></div>	0	0	0
Write-In: Carol Druck	0	0.00%	<div style="width: 0%; height: 10px; background-color: #6c757d;"></div>	0	0	0
Write-In: Gary Wilson	0	0.00%	<div style="width: 0%; height: 10px; background-color: #6c757d;"></div>	0	0	0
Not Assigned	1	100.00%	<div style="width: 100%; height: 10px; background-color: #ffc107;"></div>	1	0	0
Total Votes Cast	1	100.00%	<div style="width: 100%; height: 10px; background-color: #ffc107;"></div>	1	0	0
Contest Totals	23			18	5	0

DEM DEM COMM Knoxville Borough

Vote For 2

	TOTAL	VOTE %		Election Day	Absentee /Mail-in Ballots	Provisional
Write-In Totals	0			0	0	0
Not Assigned	0			0	0	0
Total Votes Cast	0			0	0	0
Contest Totals	46			36	10	0

REP UNITED STATES SENATOR

Vote For 1

	TOTAL	VOTE %		Election Day	Absentee /Mail-in Ballots	Provisional
Kathy Barnette	15	20.55%	<div style="width: 20.55%; height: 10px; background-color: #ffc107;"></div>	15	0	0
Mehmet Oz	24	32.88%	<div style="width: 32.88%; height: 10px; background-color: #ffc107;"></div>	23	1	0
George Bochetto	1	1.37%	<div style="width: 1.37%; height: 10px; background-color: #ffc107;"></div>	1	0	0
Jeff Bartos	1	1.37%	<div style="width: 1.37%; height: 10px; background-color: #ffc107;"></div>	1	0	0
Dave McCormick	22	30.14%	<div style="width: 30.14%; height: 10px; background-color: #ffc107;"></div>	18	4	0
Sean Gale	1	1.37%	<div style="width: 1.37%; height: 10px; background-color: #ffc107;"></div>	1	0	0
Carla Sands	8	10.96%	<div style="width: 10.96%; height: 10px; background-color: #ffc107;"></div>	8	0	0
Write-In Totals	1	1.37%	<div style="width: 1.37%; height: 10px; background-color: #ffc107;"></div>	0	1	0
Write-In: John Fetterman	1	1.37%	<div style="width: 1.37%; height: 10px; background-color: #ffc107;"></div>	0	1	0
Not Assigned	0	0.00%	<div style="width: 0%; height: 10px; background-color: #6c757d;"></div>	0	0	0
Total Votes Cast	73	100.00%	<div style="width: 100%; height: 10px; background-color: #ffc107;"></div>	67	6	0
Contest Totals	75			69	6	0

Knoxville Borough

REP GOVERNOR

Vote For 1

	TOTAL	VOTE %	Election Day	Absentee /Mail-in Ballots	Provisional
Lou Barletta	7	9.72%	5	2	0
Douglas V. Mastriano	40	55.56%	39	1	0
Nche Zama	1	1.39%	1	0	0
Dave White	7	9.72%	6	1	0
Melissa Hart	7	9.72%	6	1	0
Bill McSwain	2	2.78%	2	0	0
Charlie Gerow	2	2.78%	2	0	0
Joe Gale	1	1.39%	1	0	0
Jake Corman	3	4.17%	3	0	0
Write-In Totals	2	2.78%	1	1	0
Write-In: Josh Shapiro	2	2.78%	1	1	0
Not Assigned	0	0.00%	0	0	0
Total Votes Cast	72	100.00%	66	6	0
Contest Totals	75		69	6	0

REP LIEUTENANT GOVERNOR

Vote For 1

	TOTAL	VOTE %	Election Day	Absentee /Mail-in Ballots	Provisional
Clarice Schillinger	11	15.71%	10	1	0
James Earl Jones	5	7.14%	5	0	0
Rick Saccone	12	17.14%	11	1	0
John Brown	0	0.00%	0	0	0
Chris Frye	6	8.57%	5	1	0
Jeff Coleman	5	7.14%	5	0	0
Russ Diamond	5	7.14%	5	0	0
Carrie Lewis DelRosso	18	25.71%	16	2	0
Teddy Daniels	8	11.43%	8	0	0
Write-In Totals	0	0.00%	0	0	0
Write-In: Austin Davis	0	0.00%	0	0	0
Write-In: Brian Sims	0	0.00%	0	0	0
Not Assigned	0	0.00%	0	0	0
Total Votes Cast	70	100.00%	65	5	0
Contest Totals	75		69	6	0

Knoxville Borough

REP REP IN CONGRESS 15TH DIS

Vote For 1

	TOTAL	VOTE %		Election Day	Absentee /Mail-in Ballots	Provisional
Glenn GT Thompson	64	100.00%	<div style="width: 100%; background-color: #f0e68c;"></div>	60	4	0
Write-In Totals	0	0.00%	<div style="width: 0%; background-color: #cccccc;"></div>	0	0	0
Not Assigned	0	0.00%	<div style="width: 0%; background-color: #cccccc;"></div>	0	0	0
Total Votes Cast	64	100.00%	<div style="width: 100%; background-color: #f0e68c;"></div>	60	4	0
Contest Totals	75			69	6	0

REP REP IN THE GEN ASSEM 68TH DIS

Vote For 1

	TOTAL	VOTE %		Election Day	Absentee /Mail-in Ballots	Provisional
Clint Owlett	67	95.71%	<div style="width: 95.71%; background-color: #f0e68c;"></div>	62	5	0
Write-In Totals	3	4.29%	<div style="width: 4.29%; background-color: #cccccc;"></div>	3	0	0
Not Assigned	3	4.29%	<div style="width: 4.29%; background-color: #cccccc;"></div>	3	0	0
Total Votes Cast	70	100.00%	<div style="width: 100%; background-color: #f0e68c;"></div>	65	5	0
Contest Totals	75			69	6	0

REP MEMBER OF THE REPUBLICAN STATE COMMITTEE

Vote For 2

	TOTAL	VOTE %		Election Day	Absentee /Mail-in Ballots	Provisional
Sandy Wilson	34	36.17%	<div style="width: 36.17%; background-color: #f0e68c;"></div>	32	2	0
Gary Wilson	30	31.91%	<div style="width: 31.91%; background-color: #f0e68c;"></div>	29	1	0
Carol Druck	30	31.91%	<div style="width: 31.91%; background-color: #f0e68c;"></div>	27	3	0
Write-In Totals	0	0.00%	<div style="width: 0%; background-color: #cccccc;"></div>	0	0	0
Not Assigned	0	0.00%	<div style="width: 0%; background-color: #cccccc;"></div>	0	0	0
Total Votes Cast	94	100.00%	<div style="width: 100%; background-color: #f0e68c;"></div>	88	6	0
Contest Totals	150			138	12	0

REP REP COMM MAN Knoxville Borough

Vote For 1

	TOTAL	VOTE %		Election Day	Absentee /Mail-in Ballots	Provisional
Write-In Totals	1	100.00%	<div style="width: 100%; background-color: #f0e68c;"></div>	1	0	0
Not Assigned	1	100.00%	<div style="width: 100%; background-color: #f0e68c;"></div>	1	0	0
Total Votes Cast	1	100.00%	<div style="width: 100%; background-color: #f0e68c;"></div>	1	0	0
Contest Totals	75			69	6	0

Knoxville Borough

REP REP COMM WOMAN Knoxville Borough

Vote For 1

	TOTAL	VOTE %		Election Day	Absentee /Mail-in Ballots	Provisional
Write-In Totals	1	100.00%	<div style="width: 100%; height: 10px; background-color: #f0e68c;"></div>	1	0	0
Not Assigned	1	100.00%	<div style="width: 100%; height: 10px; background-color: #f0e68c;"></div>	1	0	0
Total Votes Cast	1	100.00%	<div style="width: 100%; height: 10px; background-color: #f0e68c;"></div>	1	0	0
Contest Totals	75			69	6	0

Lawrence Township

Statistics	TOTAL	Election Day	Absentee /Mail-in Ballots	Provisional
Registered Voters - Total	1,042			
Registered Voters - Democratic	167			
Registered Voters - Republican	711			
Registered Voters - Nonpartisan	164			
Ballots Cast - Total	278	234	44	0
Ballots Cast - Democratic	49	30	19	0
Ballots Cast - Republican	229	204	25	0
Ballots Cast - Nonpartisan	0	0	0	0
Ballots Cast - Blank	1	1	0	0
Voter Turnout - Total	26.68%			
Voter Turnout - Democratic	29.34%			
Voter Turnout - Republican	32.21%			
Voter Turnout - Nonpartisan	0.00%			

DEM UNITED STATES SENATOR

Vote For 1

	TOTAL	VOTE %		Election Day	Absentee /Mail-in Ballots	Provisional
Alex Khalil	3	6.25%	<div style="width: 6.25%;"></div>	3	0	0
Conor Lamb	10	20.83%	<div style="width: 20.83%;"></div>	8	2	0
Malcolm Kenyatta	0	0.00%	<div style="width: 0%;"></div>	0	0	0
John Fetterman	35	72.92%	<div style="width: 72.92%;"></div>	18	17	0
Write-In Totals	0	0.00%	<div style="width: 0%;"></div>	0	0	0
Write-In: Kathy Barnette	0	0.00%	<div style="width: 0%;"></div>	0	0	0
Write-In: Mehmet Oz	0	0.00%	<div style="width: 0%;"></div>	0	0	0
Write-In: Dave McCormick	0	0.00%	<div style="width: 0%;"></div>	0	0	0
Write-In: Jeff Bartos	0	0.00%	<div style="width: 0%;"></div>	0	0	0
Not Assigned	0	0.00%	<div style="width: 0%;"></div>	0	0	0
Total Votes Cast	48	100.00%	<div style="width: 100%;"></div>	29	19	0
Contest Totals	49			30	19	0

DEM GOVERNOR

Vote For 1

	TOTAL	VOTE %		Election Day	Absentee /Mail-in Ballots	Provisional
Josh Shapiro	46	100.00%	<div style="width: 100%;"></div>	27	19	0
Write-In Totals	0	0.00%	<div style="width: 0%;"></div>	0	0	0
Write-In: Dave White	0	0.00%	<div style="width: 0%;"></div>	0	0	0
Write-In: Lou Barletta	0	0.00%	<div style="width: 0%;"></div>	0	0	0
Write-In: Nche Zama	0	0.00%	<div style="width: 0%;"></div>	0	0	0
Write-In: Melissa Hart	0	0.00%	<div style="width: 0%;"></div>	0	0	0
Write-In: Douglas V. Mastriano	0	0.00%	<div style="width: 0%;"></div>	0	0	0
Not Assigned	0	0.00%	<div style="width: 0%;"></div>	0	0	0
Total Votes Cast	46	100.00%	<div style="width: 100%;"></div>	27	19	0
Contest Totals	49			30	19	0

Lawrence Township

DEM LIEUTENANT GOVERNOR

Vote For 1

	TOTAL	VOTE %	Election Day	Absentee /Mail-in Ballots	Provisional
Austin Davis	30	66.67%	16	14	0
Ray Sosa	6	13.33%	5	1	0
Brian Sims	8	17.78%	5	3	0
Write-In Totals	1	2.22%	0	1	0
Write-In: Rick Saccone	1	2.22%	0	1	0
Write-In: Jeff Coleman	0	0.00%	0	0	0
Write-In: Carrie Lewis DelRosso	0	0.00%	0	0	0
Write-In: Teddy Daniels	0	0.00%	0	0	0
Write-In: James Earl Jones	0	0.00%	0	0	0
Write-In: Chris Frye	0	0.00%	0	0	0
Write-In: John Brown	0	0.00%	0	0	0
Write-In: Clarice Schillinger	0	0.00%	0	0	0
Write-In: Russ Diamond	0	0.00%	0	0	0
Not Assigned	0	0.00%	0	0	0
Total Votes Cast	45	100.00%	26	19	0
Contest Totals	49		30	19	0

DEM REP IN CONGRESS 15TH DIS

Vote For 1

	TOTAL	VOTE %	Election Day	Absentee /Mail-in Ballots	Provisional
Write-In Totals	6	100.00%	2	4	0
Write-In: Ronnie Ray Jenkins	2	33.33%	0	2	0
Write-In: Glenn GT Thompson	1	16.67%	0	1	0
Write-In: Mike Molesevich	1	16.67%	0	1	0
Not Assigned	2	33.33%	2	0	0
Total Votes Cast	6	100.00%	2	4	0
Contest Totals	49		30	19	0

DEM REP IN THE GEN ASSEM 68TH DIS

Vote For 1

	TOTAL	VOTE %	Election Day	Absentee /Mail-in Ballots	Provisional
Write-In Totals	4	100.00%	1	3	0
Write-In: Clint Owlett	3	75.00%	0	3	0
Write-In: Carrie Heath	0	0.00%	0	0	0
Not Assigned	1	25.00%	1	0	0
Total Votes Cast	4	100.00%	1	3	0
Contest Totals	49		30	19	0

Lawrence Township

DEM MEMBER DEM STATE COMM 59TH DIST

Vote For 1

	TOTAL	VOTE %	Election Day	Absentee /Mail-in Ballots	Provisional
Write-In Totals	0		0	0	0
Write-In: Gabe Hakvagg	0		0	0	0
Write-In: Carrie Heath	0		0	0	0
Write-In: Sandy Wilson	0		0	0	0
Write-In: Non Registered Candidate	0		0	0	0
Write-In: Carol Druck	0		0	0	0
Write-In: Gary Wilson	0		0	0	0
Not Assigned	0		0	0	0
Total Votes Cast	0		0	0	0
Contest Totals	49		30	19	0












DEM DEM COMM Lawrence Township

Vote For 2

	TOTAL	VOTE %	Election Day	Absentee /Mail-in Ballots	Provisional
Write-In Totals	0		0	0	0
Not Assigned	0		0	0	0
Total Votes Cast	0		0	0	0
Contest Totals	98		60	38	0

REP UNITED STATES SENATOR

Vote For 1

	TOTAL	VOTE %	Election Day	Absentee /Mail-in Ballots	Provisional
Kathy Barnette	57	25.33% 	55	2	0
Mehmet Oz	69	30.67% 	60	9	0
George Bochetto	2	0.89% 	2	0	0
Jeff Bartos	8	3.56% 	5	3	0
Dave McCormick	68	30.22% 	60	8	0
Sean Gale	4	1.78% 	4	0	0
Carla Sands	17	7.56% 	14	3	0
Write-In Totals	0	0.00% 	0	0	0
Write-In: John Fetterman	0	0.00% 	0	0	0
Not Assigned	0	0.00% 	0	0	0
Total Votes Cast	225	100.00% 	200	25	0
Contest Totals	229		204	25	0

Lawrence Township

REP GOVERNOR

Vote For 1

	TOTAL	VOTE %	Election Day	Absentee /Mail-in Ballots	Provisional
Lou Barletta	20	8.85%	19	1	0
Douglas V. Mastriano	148	65.49%	138	10	0
Nche Zama	1	0.44%	1	0	0
Dave White	9	3.98%	7	2	0
Melissa Hart	9	3.98%	7	2	0
Bill McSwain	19	8.41%	15	4	0
Charlie Gerow	9	3.98%	6	3	0
Joe Gale	4	1.77%	3	1	0
Jake Corman	7	3.10%	5	2	0
Write-In Totals	0	0.00%	0	0	0
Write-In: Josh Shapiro	0	0.00%	0	0	0
Not Assigned	0	0.00%	0	0	0
Total Votes Cast	226	100.00%	201	25	0
Contest Totals	229		204	25	0

REP LIEUTENANT GOVERNOR

Vote For 1

	TOTAL	VOTE %	Election Day	Absentee /Mail-in Ballots	Provisional
Clarice Schillinger	17	8.10%	16	1	0
James Earl Jones	26	12.38%	20	6	0
Rick Saccone	27	12.86%	24	3	0
John Brown	10	4.76%	10	0	0
Chris Frye	43	20.48%	37	6	0
Jeff Coleman	26	12.38%	23	3	0
Russ Diamond	9	4.29%	9	0	0
Carrie Lewis DelRosso	16	7.62%	14	2	0
Teddy Daniels	35	16.67%	31	4	0
Write-In Totals	1	0.48%	1	0	0
Write-In: Austin Davis	0	0.00%	0	0	0
Write-In: Brian Sims	0	0.00%	0	0	0
Not Assigned	1	0.48%	1	0	0
Total Votes Cast	210	100.00%	185	25	0
Contest Totals	229		204	25	0

Lawrence Township

REP REP IN CONGRESS 15TH DIS

Vote For 1

	TOTAL	VOTE %		Election Day	Absentee /Mail-in Ballots	Provisional
Glenn GT Thompson	186	98.41%	<div style="width: 98.41%;"><div style="width: 98.41%;"></div></div>	164	22	0
Write-In Totals	3	1.59%	<div style="width: 1.59%;"><div style="width: 1.59%;"></div></div>	3	0	0
Not Assigned	3	1.59%	<div style="width: 1.59%;"><div style="width: 1.59%;"></div></div>	3	0	0
Total Votes Cast	189	100.00%	<div style="width: 100.00%;"><div style="width: 100.00%;"></div></div>	167	22	0
Contest Totals	229			204	25	0

REP REP IN THE GEN ASSEM 68TH DIS

Vote For 1

	TOTAL	VOTE %		Election Day	Absentee /Mail-in Ballots	Provisional
Clint Owlett	205	99.51%	<div style="width: 99.51%;"><div style="width: 99.51%;"></div></div>	182	23	0
Write-In Totals	1	0.49%	<div style="width: 0.49%;"><div style="width: 0.49%;"></div></div>	1	0	0
Not Assigned	1	0.49%	<div style="width: 0.49%;"><div style="width: 0.49%;"></div></div>	1	0	0
Total Votes Cast	206	100.00%	<div style="width: 100.00%;"><div style="width: 100.00%;"></div></div>	183	23	0
Contest Totals	229			204	25	0

REP MEMBER OF THE REPUBLICAN STATE COMMITTEE

Vote For 2

	TOTAL	VOTE %		Election Day	Absentee /Mail-in Ballots	Provisional
Sandy Wilson	106	32.22%	<div style="width: 32.22%;"><div style="width: 32.22%;"></div></div>	95	11	0
Gary Wilson	159	48.33%	<div style="width: 48.33%;"><div style="width: 48.33%;"></div></div>	138	21	0
Carol Druck	62	18.84%	<div style="width: 18.84%;"><div style="width: 18.84%;"></div></div>	51	11	0
Write-In Totals	2	0.61%	<div style="width: 0.61%;"><div style="width: 0.61%;"></div></div>	2	0	0
Not Assigned	2	0.61%	<div style="width: 0.61%;"><div style="width: 0.61%;"></div></div>	2	0	0
Total Votes Cast	329	100.00%	<div style="width: 100.00%;"><div style="width: 100.00%;"></div></div>	286	43	0
Contest Totals	458			408	50	0

REP REP COMM MAN Lawrence Township




Vote For 1

	TOTAL	VOTE %		Election Day	Absentee /Mail-in Ballots	Provisional
Write-In Totals	12	100.00%	<div style="width: 100.00%;"><div style="width: 100.00%;"></div></div>	12	0	0
Not Assigned	12	100.00%	<div style="width: 100.00%;"><div style="width: 100.00%;"></div></div>	12	0	0
Total Votes Cast	12	100.00%	<div style="width: 100.00%;"><div style="width: 100.00%;"></div></div>	12	0	0
Contest Totals	229			204	25	0

Lawrence Township

REP REP COMM WOMAN Lawrence Township

Vote For 1

	TOTAL	VOTE %		Election Day	Absentee /Mail-in Ballots	Provisional
Write-In Totals	12	100.00%		12	0	0
Not Assigned	12	100.00%		12	0	0
Total Votes Cast	12	100.00%		12	0	0
Contest Totals	229			204	25	0

Lawrenceville Borough

Statistics

	TOTAL	Election Day	Absentee /Mail-in Ballots	Provisional
Registered Voters - Total	438			
Registered Voters - Democratic	83			
Registered Voters - Republican	305			
Registered Voters - Nonpartisan	50			
Ballots Cast - Total	85	78	7	0
Ballots Cast - Democratic	19	13	6	0
Ballots Cast - Republican	66	65	1	0
Ballots Cast - Nonpartisan	0	0	0	0
Ballots Cast - Blank	1	1	0	0
Voter Turnout - Total	19.41%			
Voter Turnout - Democratic	22.89%			
Voter Turnout - Republican	21.64%			
Voter Turnout - Nonpartisan	0.00%			

DEM UNITED STATES SENATOR

Vote For 1

	TOTAL	VOTE %	Election Day	Absentee /Mail-in Ballots	Provisional
Alex Khalil	0	0.00%	0	0	0
Conor Lamb	3	17.65%	0	3	0
Malcolm Kenyatta	0	0.00%	0	0	0
John Fetterman	13	76.47%	10	3	0
Write-In Totals	1	5.88%	1	0	0
Write-In: Kathy Barnette	1	5.88%	1	0	0
Write-In: Mehmet Oz	0	0.00%	0	0	0
Write-In: Dave McCormick	0	0.00%	0	0	0
Write-In: Jeff Bartos	0	0.00%	0	0	0
Not Assigned	0	0.00%	0	0	0
Total Votes Cast	17	100.00%	11	6	0
Contest Totals	19		13	6	0

DEM GOVERNOR

Vote For 1

	TOTAL	VOTE %	Election Day	Absentee /Mail-in Ballots	Provisional
Josh Shapiro	14	93.33%	8	6	0
Write-In Totals	1	6.67%	1	0	0
Write-In: Douglas V. Mastriano	1	6.67%	1	0	0
Write-In: Dave White	0	0.00%	0	0	0
Write-In: Lou Barletta	0	0.00%	0	0	0
Write-In: Nche Zama	0	0.00%	0	0	0
Write-In: Melissa Hart	0	0.00%	0	0	0
Not Assigned	0	0.00%	0	0	0
Total Votes Cast	15	100.00%	9	6	0
Contest Totals	19		13	6	0

Lawrenceville Borough

DEM LIEUTENANT GOVERNOR

Vote For 1

	TOTAL	VOTE %		Election Day	Absentee /Mail-in Ballots	Provisional
Austin Davis	6	46.15%	<div style="width: 46.15%; background-color: #ffc107;"></div>	3	3	0
Ray Sosa	2	15.38%	<div style="width: 15.38%; background-color: #ffc107;"></div>	1	1	0
Brian Sims	5	38.46%	<div style="width: 38.46%; background-color: #ffc107;"></div>	3	2	0
Write-In Totals	0	0.00%	<div style="width: 0.00%; background-color: #ffc107;"></div>	0	0	0
Write-In: Jeff Coleman	0	0.00%	<div style="width: 0.00%; background-color: #ffc107;"></div>	0	0	0
Write-In: Carrie Lewis DelRosso	0	0.00%	<div style="width: 0.00%; background-color: #ffc107;"></div>	0	0	0
Write-In: Teddy Daniels	0	0.00%	<div style="width: 0.00%; background-color: #ffc107;"></div>	0	0	0
Write-In: James Earl Jones	0	0.00%	<div style="width: 0.00%; background-color: #ffc107;"></div>	0	0	0
Write-In: Rick Saccone	0	0.00%	<div style="width: 0.00%; background-color: #ffc107;"></div>	0	0	0
Write-In: Chris Frye	0	0.00%	<div style="width: 0.00%; background-color: #ffc107;"></div>	0	0	0
Write-In: John Brown	0	0.00%	<div style="width: 0.00%; background-color: #ffc107;"></div>	0	0	0
Write-In: Clarice Schillinger	0	0.00%	<div style="width: 0.00%; background-color: #ffc107;"></div>	0	0	0
Write-In: Russ Diamond	0	0.00%	<div style="width: 0.00%; background-color: #ffc107;"></div>	0	0	0
Not Assigned	0	0.00%	<div style="width: 0.00%; background-color: #ffc107;"></div>	0	0	0
Total Votes Cast	13	100.00%	<div style="width: 100.00%; background-color: #ffc107;"></div>	7	6	0
Contest Totals	19			13	6	0

DEM REP IN CONGRESS 15TH DIS

Vote For 1

	TOTAL	VOTE %		Election Day	Absentee /Mail-in Ballots	Provisional
Write-In Totals	2	100.00%	<div style="width: 100.00%; background-color: #ffc107;"></div>	1	1	0
Write-In: Ronnie Ray Jenkins	1	50.00%	<div style="width: 50.00%; background-color: #ffc107;"></div>	0	1	0
Write-In: Mike Molesevich	1	50.00%	<div style="width: 50.00%; background-color: #ffc107;"></div>	1	0	0
Write-In: Glenn GT Thompson	0	0.00%	<div style="width: 0.00%; background-color: #ffc107;"></div>	0	0	0
Not Assigned	0	0.00%	<div style="width: 0.00%; background-color: #ffc107;"></div>	0	0	0
Total Votes Cast	2	100.00%	<div style="width: 100.00%; background-color: #ffc107;"></div>	1	1	0
Contest Totals	19			13	6	0

DEM REP IN THE GEN ASSEM 68TH DIS

Vote For 1

	TOTAL	VOTE %		Election Day	Absentee /Mail-in Ballots	Provisional
Write-In Totals	1	100.00%	<div style="width: 100.00%; background-color: #ffc107;"></div>	0	1	0
Write-In: Clint Owlett	1	100.00%	<div style="width: 100.00%; background-color: #ffc107;"></div>	0	1	0
Write-In: Carrie Heath	0	0.00%	<div style="width: 0.00%; background-color: #ffc107;"></div>	0	0	0
Not Assigned	0	0.00%	<div style="width: 0.00%; background-color: #ffc107;"></div>	0	0	0
Total Votes Cast	1	100.00%	<div style="width: 100.00%; background-color: #ffc107;"></div>	0	1	0
Contest Totals	19			13	6	0

Lawrenceville Borough

DEM MEMBER DEM STATE COMM 59TH DIST

Vote For 1

	TOTAL	VOTE %		Election Day	Absentee /Mail-in Ballots	Provisional
Write-In Totals	1	100.00%	<div style="width: 100%; height: 10px; background-color: #ffc107;"></div>	1	0	0
Write-In: Gabe Hakvagg	0	0.00%	<div style="width: 0%; height: 10px; background-color: #6c757d;"></div>	0	0	0
Write-In: Carrie Heath	0	0.00%	<div style="width: 0%; height: 10px; background-color: #6c757d;"></div>	0	0	0
Write-In: Sandy Wilson	0	0.00%	<div style="width: 0%; height: 10px; background-color: #6c757d;"></div>	0	0	0
Write-In: Non Registered Candidate	0	0.00%	<div style="width: 0%; height: 10px; background-color: #6c757d;"></div>	0	0	0
Write-In: Carol Druck	0	0.00%	<div style="width: 0%; height: 10px; background-color: #6c757d;"></div>	0	0	0
Write-In: Gary Wilson	0	0.00%	<div style="width: 0%; height: 10px; background-color: #6c757d;"></div>	0	0	0
Not Assigned	1	100.00%	<div style="width: 100%; height: 10px; background-color: #ffc107;"></div>	1	0	0
Total Votes Cast	1	100.00%	<div style="width: 100%; height: 10px; background-color: #ffc107;"></div>	1	0	0
Contest Totals	19			13	6	0

DEM DEM COMM Lawrenceville Borough

Vote For 2

	TOTAL	VOTE %		Election Day	Absentee /Mail-in Ballots	Provisional
Write-In Totals	1	100.00%	<div style="width: 100%; height: 10px; background-color: #ffc107;"></div>	1	0	0
Not Assigned	1	100.00%	<div style="width: 100%; height: 10px; background-color: #ffc107;"></div>	1	0	0
Total Votes Cast	1	100.00%	<div style="width: 100%; height: 10px; background-color: #ffc107;"></div>	1	0	0
Contest Totals	38			26	12	0

REP UNITED STATES SENATOR

Vote For 1

	TOTAL	VOTE %		Election Day	Absentee /Mail-in Ballots	Provisional
Kathy Barnette	24	36.36%	<div style="width: 36.36%; height: 10px; background-color: #ffc107;"></div>	24	0	0
Mehmet Oz	20	30.30%	<div style="width: 30.30%; height: 10px; background-color: #ffc107;"></div>	19	1	0
George Bochetto	0	0.00%	<div style="width: 0%; height: 10px; background-color: #6c757d;"></div>	0	0	0
Jeff Bartos	3	4.55%	<div style="width: 4.55%; height: 10px; background-color: #ffc107;"></div>	3	0	0
Dave McCormick	15	22.73%	<div style="width: 22.73%; height: 10px; background-color: #ffc107;"></div>	15	0	0
Sean Gale	1	1.52%	<div style="width: 1.52%; height: 10px; background-color: #ffc107;"></div>	1	0	0
Carla Sands	3	4.55%	<div style="width: 4.55%; height: 10px; background-color: #ffc107;"></div>	3	0	0
Write-In Totals	0	0.00%	<div style="width: 0%; height: 10px; background-color: #6c757d;"></div>	0	0	0
Write-In: John Fetterman	0	0.00%	<div style="width: 0%; height: 10px; background-color: #6c757d;"></div>	0	0	0
Not Assigned	0	0.00%	<div style="width: 0%; height: 10px; background-color: #6c757d;"></div>	0	0	0
Total Votes Cast	66	100.00%	<div style="width: 100%; height: 10px; background-color: #ffc107;"></div>	65	1	0
Contest Totals	66			65	1	0

Lawrenceville Borough

REP GOVERNOR

Vote For 1

	TOTAL	VOTE %	Election Day	Absentee /Mail-in Ballots	Provisional
Lou Barletta	9	14.06%	8	1	0
Douglas V. Mastriano	39	60.94%	39	0	0
Nche Zama	0	0.00%	0	0	0
Dave White	3	4.69%	3	0	0
Melissa Hart	5	7.81%	5	0	0
Bill McSwain	5	7.81%	5	0	0
Charlie Gerow	2	3.12%	2	0	0
Joe Gale	1	1.56%	1	0	0
Jake Corman	0	0.00%	0	0	0
Write-In Totals	0	0.00%	0	0	0
Write-In: Josh Shapiro	0	0.00%	0	0	0
Not Assigned	0	0.00%	0	0	0
Total Votes Cast	64	100.00%	63	1	0
Contest Totals	66		65	1	0

REP LIEUTENANT GOVERNOR

Vote For 1

	TOTAL	VOTE %	Election Day	Absentee /Mail-in Ballots	Provisional
Clarice Schillinger	6	10.34%	5	1	0
James Earl Jones	5	8.62%	5	0	0
Rick Saccone	8	13.79%	8	0	0
John Brown	4	6.90%	4	0	0
Chris Frye	11	18.97%	11	0	0
Jeff Coleman	4	6.90%	4	0	0
Russ Diamond	1	1.72%	1	0	0
Carrie Lewis DelRosso	6	10.34%	6	0	0
Teddy Daniels	13	22.41%	13	0	0
Write-In Totals	0	0.00%	0	0	0
Write-In: Austin Davis	0	0.00%	0	0	0
Write-In: Brian Sims	0	0.00%	0	0	0
Not Assigned	0	0.00%	0	0	0
Total Votes Cast	58	100.00%	57	1	0
Contest Totals	66		65	1	0

Lawrenceville Borough

REP REP IN CONGRESS 15TH DIS

Vote For 1

	TOTAL	VOTE %		Election Day	Absentee /Mail-in Ballots	Provisional
Glenn GT Thompson	54	100.00%	<div style="width: 100%; height: 10px; background-color: #ffc107;"></div>	53	1	0
Write-In Totals	0	0.00%	<div style="width: 0%; height: 10px; background-color: #6c757d;"></div>	0	0	0
Not Assigned	0	0.00%	<div style="width: 0%; height: 10px; background-color: #6c757d;"></div>	0	0	0
Total Votes Cast	54	100.00%	<div style="width: 100%; height: 10px; background-color: #ffc107;"></div>	53	1	0
Contest Totals	66			65	1	0

REP REP IN THE GEN ASSEM 68TH DIS

Vote For 1

	TOTAL	VOTE %		Election Day	Absentee /Mail-in Ballots	Provisional
Clint Owlett	64	100.00%	<div style="width: 100%; height: 10px; background-color: #ffc107;"></div>	63	1	0
Write-In Totals	0	0.00%	<div style="width: 0%; height: 10px; background-color: #6c757d;"></div>	0	0	0
Not Assigned	0	0.00%	<div style="width: 0%; height: 10px; background-color: #6c757d;"></div>	0	0	0
Total Votes Cast	64	100.00%	<div style="width: 100%; height: 10px; background-color: #ffc107;"></div>	63	1	0
Contest Totals	66			65	1	0

REP MEMBER OF THE REPUBLICAN STATE COMMITTEE

Vote For 2

	TOTAL	VOTE %		Election Day	Absentee /Mail-in Ballots	Provisional
Sandy Wilson	41	42.71%	<div style="width: 42.71%; height: 10px; background-color: #ffc107;"></div>	41	0	0
Gary Wilson	38	39.58%	<div style="width: 39.58%; height: 10px; background-color: #ffc107;"></div>	37	1	0
Carol Druck	17	17.71%	<div style="width: 17.71%; height: 10px; background-color: #ffc107;"></div>	17	0	0
Write-In Totals	0	0.00%	<div style="width: 0%; height: 10px; background-color: #6c757d;"></div>	0	0	0
Not Assigned	0	0.00%	<div style="width: 0%; height: 10px; background-color: #6c757d;"></div>	0	0	0
Total Votes Cast	96	100.00%	<div style="width: 100%; height: 10px; background-color: #ffc107;"></div>	95	1	0
Contest Totals	132			130	2	0

REP REP COMM MAN Lawrenceville Borough

Vote For 1

	TOTAL	VOTE %		Election Day	Absentee /Mail-in Ballots	Provisional
Write-In Totals	1	100.00%	<div style="width: 100%; height: 10px; background-color: #ffc107;"></div>	1	0	0
Not Assigned	1	100.00%	<div style="width: 100%; height: 10px; background-color: #ffc107;"></div>	1	0	0
Total Votes Cast	1	100.00%	<div style="width: 100%; height: 10px; background-color: #ffc107;"></div>	1	0	0
Contest Totals	66			65	1	0

Lawrenceville Borough

REP REP COMM WOMAN Lawrenceville Boro

Vote For 1

	TOTAL	VOTE %	Election Day	Absentee /Mail-in Ballots	Provisional
Write-In Totals	0		0	0	0
Not Assigned	0		0	0	0
Total Votes Cast	0		0	0	0
Contest Totals	66		65	1	0

Liberty Township

Statistics

	TOTAL	Election Day	Absentee /Mail-in Ballots	Provisional
Registered Voters - Total	680			
Registered Voters - Democratic	101			
Registered Voters - Republican	514			
Registered Voters - Nonpartisan	65			
Ballots Cast - Total	283	257	25	1
Ballots Cast - Democratic	33	22	11	0
Ballots Cast - Republican	250	235	14	1
Ballots Cast - Nonpartisan	0	0	0	0
Ballots Cast - Blank	0	0	0	0
Voter Turnout - Total	41.62%			
Voter Turnout - Democratic	32.67%			
Voter Turnout - Republican	48.64%			
Voter Turnout - Nonpartisan	0.00%			

DEM UNITED STATES SENATOR

Vote For 1

	TOTAL	VOTE %	Election Day	Absentee /Mail-in Ballots	Provisional
Alex Khalil	3	9.68%	1	2	0
Conor Lamb	3	9.68%	1	2	0
Malcolm Kenyatta	1	3.23%	1	0	0
John Fetterman	23	74.19%	16	7	0
Write-In Totals	1	3.23%	1	0	0
Write-In: Kathy Barnette	0	0.00%	0	0	0
Write-In: Mehmet Oz	0	0.00%	0	0	0
Write-In: Dave McCormick	0	0.00%	0	0	0
Write-In: Jeff Bartos	0	0.00%	0	0	0
Not Assigned	1	3.23%	1	0	0
Total Votes Cast	31	100.00%	20	11	0
Contest Totals	33		22	11	0

DEM GOVERNOR

Vote For 1

	TOTAL	VOTE %	Election Day	Absentee /Mail-in Ballots	Provisional
Josh Shapiro	24	96.00%	17	7	0
Write-In Totals	1	4.00%	1	0	0
Write-In: Dave White	0	0.00%	0	0	0
Write-In: Lou Barletta	0	0.00%	0	0	0
Write-In: Nche Zama	0	0.00%	0	0	0
Write-In: Melissa Hart	0	0.00%	0	0	0
Write-In: Douglas V. Mastriano	0	0.00%	0	0	0
Not Assigned	1	4.00%	1	0	0
Total Votes Cast	25	100.00%	18	7	0
Contest Totals	33		22	11	0

Liberty Township

DEM LIEUTENANT GOVERNOR

Vote For 1

	TOTAL	VOTE %		Election Day	Absentee /Mail-in Ballots	Provisional
Austin Davis	17	58.62%	<div style="width: 58.62%;"><div style="width: 58.62%;"></div></div>	9	8	0
Ray Sosa	7	24.14%	<div style="width: 24.14%;"><div style="width: 24.14%;"></div></div>	7	0	0
Brian Sims	5	17.24%	<div style="width: 17.24%;"><div style="width: 17.24%;"></div></div>	2	3	0
Write-In Totals	0	0.00%	<div style="width: 0.00%;"><div style="width: 0.00%;"></div></div>	0	0	0
Write-In: Jeff Coleman	0	0.00%	<div style="width: 0.00%;"><div style="width: 0.00%;"></div></div>	0	0	0
Write-In: Carrie Lewis DelRosso	0	0.00%	<div style="width: 0.00%;"><div style="width: 0.00%;"></div></div>	0	0	0
Write-In: Teddy Daniels	0	0.00%	<div style="width: 0.00%;"><div style="width: 0.00%;"></div></div>	0	0	0
Write-In: James Earl Jones	0	0.00%	<div style="width: 0.00%;"><div style="width: 0.00%;"></div></div>	0	0	0
Write-In: Rick Saccone	0	0.00%	<div style="width: 0.00%;"><div style="width: 0.00%;"></div></div>	0	0	0
Write-In: Chris Frye	0	0.00%	<div style="width: 0.00%;"><div style="width: 0.00%;"></div></div>	0	0	0
Write-In: John Brown	0	0.00%	<div style="width: 0.00%;"><div style="width: 0.00%;"></div></div>	0	0	0
Write-In: Clarice Schillinger	0	0.00%	<div style="width: 0.00%;"><div style="width: 0.00%;"></div></div>	0	0	0
Write-In: Russ Diamond	0	0.00%	<div style="width: 0.00%;"><div style="width: 0.00%;"></div></div>	0	0	0
Not Assigned	0	0.00%	<div style="width: 0.00%;"><div style="width: 0.00%;"></div></div>	0	0	0
Total Votes Cast	29	100.00%	<div style="width: 100.00%;"><div style="width: 100.00%;"></div></div>	18	11	0
Contest Totals	33			22	11	0

DEM REP IN CONGRESS 15TH DIS

Vote For 1

	TOTAL	VOTE %		Election Day	Absentee /Mail-in Ballots	Provisional
Write-In Totals	10	100.00%	<div style="width: 100.00%;"><div style="width: 100.00%;"></div></div>	6	4	0
Write-In: Mike Molesevich	6	60.00%	<div style="width: 60.00%;"><div style="width: 60.00%;"></div></div>	4	2	0
Write-In: Ronnie Ray Jenkins	3	30.00%	<div style="width: 30.00%;"><div style="width: 30.00%;"></div></div>	1	2	0
Write-In: Glenn GT Thompson	1	10.00%	<div style="width: 10.00%;"><div style="width: 10.00%;"></div></div>	1	0	0
Not Assigned	0	0.00%	<div style="width: 0.00%;"><div style="width: 0.00%;"></div></div>	0	0	0
Total Votes Cast	10	100.00%	<div style="width: 100.00%;"><div style="width: 100.00%;"></div></div>	6	4	0
Contest Totals	33			22	11	0

DEM REP IN THE GEN ASSEM 68TH DIS

Vote For 1

	TOTAL	VOTE %		Election Day	Absentee /Mail-in Ballots	Provisional
Write-In Totals	3	100.00%	<div style="width: 100.00%;"><div style="width: 100.00%;"></div></div>	2	1	0
Write-In: Clint Owlett	1	33.33%	<div style="width: 33.33%;"><div style="width: 33.33%;"></div></div>	1	0	0
Write-In: Carrie Heath	1	33.33%	<div style="width: 33.33%;"><div style="width: 33.33%;"></div></div>	0	1	0
Not Assigned	1	33.33%	<div style="width: 33.33%;"><div style="width: 33.33%;"></div></div>	1	0	0
Total Votes Cast	3	100.00%	<div style="width: 100.00%;"><div style="width: 100.00%;"></div></div>	2	1	0
Contest Totals	33			22	11	0

Liberty Township

DEM MEMBER DEM STATE COMM 59TH DIST

Vote For 1

	TOTAL	VOTE %		Election Day	Absentee /Mail-in Ballots	Provisional
Write-In Totals	2	100.00%	<div style="width: 100%; height: 10px; background-color: #ffc107;"></div>	1	1	0
Write-In: Carol Druck	1	50.00%	<div style="width: 50%; height: 10px; background-color: #ffc107;"></div>	1	0	0
Write-In: Gabe Hakvagg	0	0.00%	<div style="width: 0%; height: 10px; background-color: #ffc107;"></div>	0	0	0
Write-In: Carrie Heath	0	0.00%	<div style="width: 0%; height: 10px; background-color: #ffc107;"></div>	0	0	0
Write-In: Sandy Wilson	0	0.00%	<div style="width: 0%; height: 10px; background-color: #ffc107;"></div>	0	0	0
Write-In: Non Registered Candidate	0	0.00%	<div style="width: 0%; height: 10px; background-color: #ffc107;"></div>	0	0	0
Write-In: Gary Wilson	0	0.00%	<div style="width: 0%; height: 10px; background-color: #ffc107;"></div>	0	0	0
Not Assigned	1	50.00%	<div style="width: 50%; height: 10px; background-color: #ffc107;"></div>	0	1	0
Total Votes Cast	2	100.00%	<div style="width: 100%; height: 10px; background-color: #ffc107;"></div>	1	1	0
Contest Totals	33			22	11	0

DEM DEM COMM Liberty Township

Vote For 2

	TOTAL	VOTE %		Election Day	Absentee /Mail-in Ballots	Provisional
Write-In Totals	0			0	0	0
Not Assigned	0			0	0	0
Total Votes Cast	0			0	0	0
Contest Totals	66			44	22	0

REP UNITED STATES SENATOR

Vote For 1

	TOTAL	VOTE %		Election Day	Absentee /Mail-in Ballots	Provisional
Kathy Barnette	72	29.27%	<div style="width: 29.27%; height: 10px; background-color: #ffc107;"></div>	69	3	0
Mehmet Oz	76	30.89%	<div style="width: 30.89%; height: 10px; background-color: #ffc107;"></div>	72	3	1
George Bochetto	1	0.41%	<div style="width: 0.41%; height: 10px; background-color: #ffc107;"></div>	1	0	0
Jeff Bartos	9	3.66%	<div style="width: 3.66%; height: 10px; background-color: #ffc107;"></div>	9	0	0
Dave McCormick	70	28.46%	<div style="width: 28.46%; height: 10px; background-color: #ffc107;"></div>	62	8	0
Sean Gale	2	0.81%	<div style="width: 0.81%; height: 10px; background-color: #ffc107;"></div>	2	0	0
Carla Sands	16	6.50%	<div style="width: 6.50%; height: 10px; background-color: #ffc107;"></div>	16	0	0
Write-In Totals	0	0.00%	<div style="width: 0%; height: 10px; background-color: #ffc107;"></div>	0	0	0
Write-In: John Fetterman	0	0.00%	<div style="width: 0%; height: 10px; background-color: #ffc107;"></div>	0	0	0
Not Assigned	0	0.00%	<div style="width: 0%; height: 10px; background-color: #ffc107;"></div>	0	0	0
Total Votes Cast	246	100.00%	<div style="width: 100%; height: 10px; background-color: #ffc107;"></div>	231	14	1
Contest Totals	250			235	14	1

Liberty Township

REP GOVERNOR

Vote For 1

	TOTAL	VOTE %	Election Day	Absentee /Mail-in Ballots	Provisional
Lou Barletta	41	16.80%	41	0	0
Douglas V. Mastriano	147	60.25%	143	3	1
Nche Zama	2	0.82%	2	0	0
Dave White	8	3.28%	8	0	0
Melissa Hart	4	1.64%	3	1	0
Bill McSwain	27	11.07%	19	8	0
Charlie Gerow	3	1.23%	3	0	0
Joe Gale	3	1.23%	3	0	0
Jake Corman	9	3.69%	7	2	0
Write-In Totals	0	0.00%	0	0	0
Write-In: Josh Shapiro	0	0.00%	0	0	0
Not Assigned	0	0.00%	0	0	0
Total Votes Cast	244	100.00%	229	14	1
Contest Totals	250		235	14	1

REP LIEUTENANT GOVERNOR

Vote For 1

	TOTAL	VOTE %	Election Day	Absentee /Mail-in Ballots	Provisional
Clarice Schillinger	19	8.48%	19	0	0
James Earl Jones	28	12.50%	27	1	0
Rick Saccone	33	14.73%	33	0	0
John Brown	6	2.68%	4	2	0
Chris Frye	10	4.46%	10	0	0
Jeff Coleman	33	14.73%	31	2	0
Russ Diamond	9	4.02%	9	0	0
Carrie Lewis DelRosso	29	12.95%	26	2	1
Teddy Daniels	57	25.45%	54	3	0
Write-In Totals	0	0.00%	0	0	0
Write-In: Austin Davis	0	0.00%	0	0	0
Write-In: Brian Sims	0	0.00%	0	0	0
Not Assigned	0	0.00%	0	0	0
Total Votes Cast	224	100.00%	213	10	1
Contest Totals	250		235	14	1

Liberty Township

REP REP IN CONGRESS 15TH DIS

Vote For 1

	TOTAL	VOTE %	Election Day	Absentee /Mail-in Ballots	Provisional
Glenn GT Thompson	203	99.51%	193	10	0
Write-In Totals	1	0.49%	1	0	0
Not Assigned	1	0.49%	1	0	0
Total Votes Cast	204	100.00%	194	10	0
Contest Totals	250		235	14	1

REP REP IN THE GEN ASSEM 68TH DIS

Vote For 1

	TOTAL	VOTE %	Election Day	Absentee /Mail-in Ballots	Provisional
Clint Owlett	240	100.00%	228	12	0
Write-In Totals	0	0.00%	0	0	0
Not Assigned	0	0.00%	0	0	0
Total Votes Cast	240	100.00%	228	12	0
Contest Totals	250		235	14	1

REP MEMBER OF THE REPUBLICAN STATE COMMITTEE

Vote For 2

	TOTAL	VOTE %	Election Day	Absentee /Mail-in Ballots	Provisional
Sandy Wilson	150	42.98%	144	6	0
Gary Wilson	150	42.98%	140	10	0
Carol Druck	49	14.04%	46	3	0
Write-In Totals	0	0.00%	0	0	0
Not Assigned	0	0.00%	0	0	0
Total Votes Cast	349	100.00%	330	19	0
Contest Totals	500		470	28	2

REP REP COMM MAN Liberty Township




Vote For 1

	TOTAL	VOTE %	Election Day	Absentee /Mail-in Ballots	Provisional
Write-In Totals	3	100.00%	3	0	0
Not Assigned	3	100.00%	3	0	0
Total Votes Cast	3	100.00%	3	0	0
Contest Totals	250		235	14	1

Liberty Township

REP REP COMM WOMAN Liberty Township

Vote For 1

	TOTAL	VOTE %		Election Day	Absentee /Mail-in Ballots	Provisional
Write-In Totals	6	100.00%		6	0	0
Not Assigned	6	100.00%		6	0	0
Total Votes Cast	6	100.00%		6	0	0
Contest Totals	250			235	14	1

Liberty Borough

Statistics

	TOTAL	Election Day	Absentee /Mail-in Ballots	Provisional
Registered Voters - Total	162			
Registered Voters - Democratic	29			
Registered Voters - Republican	112			
Registered Voters - Nonpartisan	21			
Ballots Cast - Total	55	52	3	0
Ballots Cast - Democratic	9	7	2	0
Ballots Cast - Republican	46	45	1	0
Ballots Cast - Nonpartisan	0	0	0	0
Ballots Cast - Blank	0	0	0	0
Voter Turnout - Total	33.95%			
Voter Turnout - Democratic	31.03%			
Voter Turnout - Republican	41.07%			
Voter Turnout - Nonpartisan	0.00%			

DEM UNITED STATES SENATOR

Vote For 1

	TOTAL	VOTE %	Election Day	Absentee /Mail-in Ballots	Provisional
Alex Khalil	1	11.11%	1	0	0
Conor Lamb	2	22.22%	1	1	0
Malcolm Kenyatta	1	11.11%	1	0	0
John Fetterman	5	55.56%	4	1	0
Write-In Totals	0	0.00%	0	0	0
Write-In: Kathy Barnette	0	0.00%	0	0	0
Write-In: Mehmet Oz	0	0.00%	0	0	0
Write-In: Dave McCormick	0	0.00%	0	0	0
Write-In: Jeff Bartos	0	0.00%	0	0	0
Not Assigned	0	0.00%	0	0	0
Total Votes Cast	9	100.00%	7	2	0
Contest Totals	9		7	2	0

DEM GOVERNOR

Vote For 1

	TOTAL	VOTE %	Election Day	Absentee /Mail-in Ballots	Provisional
Josh Shapiro	8	100.00%	6	2	0
Write-In Totals	0	0.00%	0	0	0
Write-In: Dave White	0	0.00%	0	0	0
Write-In: Lou Barletta	0	0.00%	0	0	0
Write-In: Nche Zama	0	0.00%	0	0	0
Write-In: Melissa Hart	0	0.00%	0	0	0
Write-In: Douglas V. Mastriano	0	0.00%	0	0	0
Not Assigned	0	0.00%	0	0	0
Total Votes Cast	8	100.00%	6	2	0
Contest Totals	9		7	2	0

Liberty Borough

DEM LIEUTENANT GOVERNOR

Vote For 1

	TOTAL	VOTE %		Election Day	Absentee /Mail-in Ballots	Provisional
Austin Davis	6	75.00%	<div style="width: 75%;"><div style="width: 75%;"></div></div>	4	2	0
Ray Sosa	1	12.50%	<div style="width: 12.5%;"><div style="width: 12.5%;"></div></div>	1	0	0
Brian Sims	1	12.50%	<div style="width: 12.5%;"><div style="width: 12.5%;"></div></div>	1	0	0
Write-In Totals	0	0.00%	<div style="width: 0%;"><div style="width: 0%;"></div></div>	0	0	0
Write-In: Jeff Coleman	0	0.00%	<div style="width: 0%;"><div style="width: 0%;"></div></div>	0	0	0
Write-In: Carrie Lewis DelRosso	0	0.00%	<div style="width: 0%;"><div style="width: 0%;"></div></div>	0	0	0
Write-In: Teddy Daniels	0	0.00%	<div style="width: 0%;"><div style="width: 0%;"></div></div>	0	0	0
Write-In: James Earl Jones	0	0.00%	<div style="width: 0%;"><div style="width: 0%;"></div></div>	0	0	0
Write-In: Rick Saccone	0	0.00%	<div style="width: 0%;"><div style="width: 0%;"></div></div>	0	0	0
Write-In: Chris Frye	0	0.00%	<div style="width: 0%;"><div style="width: 0%;"></div></div>	0	0	0
Write-In: John Brown	0	0.00%	<div style="width: 0%;"><div style="width: 0%;"></div></div>	0	0	0
Write-In: Clarice Schillinger	0	0.00%	<div style="width: 0%;"><div style="width: 0%;"></div></div>	0	0	0
Write-In: Russ Diamond	0	0.00%	<div style="width: 0%;"><div style="width: 0%;"></div></div>	0	0	0
Not Assigned	0	0.00%	<div style="width: 0%;"><div style="width: 0%;"></div></div>	0	0	0
Total Votes Cast	8	100.00%	<div style="width: 100%;"><div style="width: 100%;"></div></div>	6	2	0
Contest Totals	9			7	2	0

DEM REP IN CONGRESS 15TH DIS

Vote For 1

	TOTAL	VOTE %		Election Day	Absentee /Mail-in Ballots	Provisional
Write-In Totals	1	100.00%	<div style="width: 100%;"><div style="width: 100%;"></div></div>	1	0	0
Write-In: Ronnie Ray Jenkins	0	0.00%	<div style="width: 0%;"><div style="width: 0%;"></div></div>	0	0	0
Write-In: Glenn GT Thompson	0	0.00%	<div style="width: 0%;"><div style="width: 0%;"></div></div>	0	0	0
Write-In: Mike Molesevich	0	0.00%	<div style="width: 0%;"><div style="width: 0%;"></div></div>	0	0	0
Not Assigned	1	100.00%	<div style="width: 100%;"><div style="width: 100%;"></div></div>	1	0	0
Total Votes Cast	1	100.00%	<div style="width: 100%;"><div style="width: 100%;"></div></div>	1	0	0
Contest Totals	9			7	2	0

DEM REP IN THE GEN ASSEM 68TH DIS

Vote For 1

	TOTAL	VOTE %		Election Day	Absentee /Mail-in Ballots	Provisional
Write-In Totals	1	100.00%	<div style="width: 100%;"><div style="width: 100%;"></div></div>	1	0	0
Write-In: Clint Owlett	0	0.00%	<div style="width: 0%;"><div style="width: 0%;"></div></div>	0	0	0
Write-In: Carrie Heath	0	0.00%	<div style="width: 0%;"><div style="width: 0%;"></div></div>	0	0	0
Not Assigned	1	100.00%	<div style="width: 100%;"><div style="width: 100%;"></div></div>	1	0	0
Total Votes Cast	1	100.00%	<div style="width: 100%;"><div style="width: 100%;"></div></div>	1	0	0
Contest Totals	9			7	2	0

Liberty Borough

DEM MEMBER DEM STATE COMM 59TH DIST

Vote For 1

	TOTAL	VOTE %	Election Day	Absentee /Mail-in Ballots	Provisional
Write-In Totals	0		0	0	0
Write-In: Gabe Hakvagg	0		0	0	0
Write-In: Carrie Heath	0		0	0	0
Write-In: Sandy Wilson	0		0	0	0
Write-In: Non Registered Candidate	0		0	0	0
Write-In: Carol Druck	0		0	0	0
Write-In: Gary Wilson	0		0	0	0
Not Assigned	0		0	0	0
Total Votes Cast	0		0	0	0
Contest Totals	9		7	2	0












DEM DEM COMM Liberty Borough

Vote For 2

	TOTAL	VOTE %	Election Day	Absentee /Mail-in Ballots	Provisional
Write-In Totals	0		0	0	0
Not Assigned	0		0	0	0
Total Votes Cast	0		0	0	0
Contest Totals	18		14	4	0

REP UNITED STATES SENATOR

Vote For 1

	TOTAL	VOTE %	Election Day	Absentee /Mail-in Ballots	Provisional
Kathy Barnette	18	39.13% 	18	0	0
Mehmet Oz	10	21.74% 	10	0	0
George Bochetto	0	0.00% 	0	0	0
Jeff Bartos	1	2.17% 	1	0	0
Dave McCormick	15	32.61% 	15	0	0
Sean Gale	0	0.00% 	0	0	0
Carla Sands	2	4.35% 	1	1	0
Write-In Totals	0	0.00% 	0	0	0
Write-In: John Fetterman	0	0.00% 	0	0	0
Not Assigned	0	0.00% 	0	0	0
Total Votes Cast	46	100.00% 	45	1	0
Contest Totals	46		45	1	0

Liberty Borough

REP GOVERNOR

Vote For 1

	TOTAL	VOTE %		Election Day	Absentee /Mail-in Ballots	Provisional
Lou Barletta	2	4.44%	<div style="width: 4.44%;"></div>	2	0	0
Douglas V. Mastriano	32	71.11%	<div style="width: 71.11%;"></div>	32	0	0
Nche Zama	1	2.22%	<div style="width: 2.22%;"></div>	1	0	0
Dave White	1	2.22%	<div style="width: 2.22%;"></div>	1	0	0
Melissa Hart	3	6.67%	<div style="width: 6.67%;"></div>	3	0	0
Bill McSwain	3	6.67%	<div style="width: 6.67%;"></div>	3	0	0
Charlie Gerow	1	2.22%	<div style="width: 2.22%;"></div>	0	1	0
Joe Gale	0	0.00%	<div style="width: 0.00%;"></div>	0	0	0
Jake Corman	2	4.44%	<div style="width: 4.44%;"></div>	2	0	0
Write-In Totals	0	0.00%	<div style="width: 0.00%;"></div>	0	0	0
Write-In: Josh Shapiro	0	0.00%	<div style="width: 0.00%;"></div>	0	0	0
Not Assigned	0	0.00%	<div style="width: 0.00%;"></div>	0	0	0
Total Votes Cast	45	100.00%	<div style="width: 100.00%;"></div>	44	1	0
Contest Totals	46			45	1	0

REP LIEUTENANT GOVERNOR

Vote For 1

	TOTAL	VOTE %		Election Day	Absentee /Mail-in Ballots	Provisional
Clarice Schillinger	0	0.00%	<div style="width: 0.00%;"></div>	0	0	0
James Earl Jones	5	12.20%	<div style="width: 12.20%;"></div>	5	0	0
Rick Saccone	4	9.76%	<div style="width: 9.76%;"></div>	4	0	0
John Brown	5	12.20%	<div style="width: 12.20%;"></div>	5	0	0
Chris Frye	1	2.44%	<div style="width: 2.44%;"></div>	1	0	0
Jeff Coleman	5	12.20%	<div style="width: 12.20%;"></div>	4	1	0
Russ Diamond	2	4.88%	<div style="width: 4.88%;"></div>	2	0	0
Carrie Lewis DelRosso	11	26.83%	<div style="width: 26.83%;"></div>	11	0	0
Teddy Daniels	8	19.51%	<div style="width: 19.51%;"></div>	8	0	0
Write-In Totals	0	0.00%	<div style="width: 0.00%;"></div>	0	0	0
Write-In: Austin Davis	0	0.00%	<div style="width: 0.00%;"></div>	0	0	0
Write-In: Brian Sims	0	0.00%	<div style="width: 0.00%;"></div>	0	0	0
Not Assigned	0	0.00%	<div style="width: 0.00%;"></div>	0	0	0
Total Votes Cast	41	100.00%	<div style="width: 100.00%;"></div>	40	1	0
Contest Totals	46			45	1	0

Liberty Borough

REP REP IN CONGRESS 15TH DIS

Vote For 1

	TOTAL	VOTE %		Election Day	Absentee /Mail-in Ballots	Provisional
Glenn GT Thompson	36	100.00%	<div style="width: 100%; height: 10px; background-color: #ffc107;"></div>	35	1	0
Write-In Totals	0	0.00%	<div style="width: 0%; height: 10px; background-color: #6c757d;"></div>	0	0	0
Not Assigned	0	0.00%	<div style="width: 0%; height: 10px; background-color: #6c757d;"></div>	0	0	0
Total Votes Cast	36	100.00%	<div style="width: 100%; height: 10px; background-color: #ffc107;"></div>	35	1	0
Contest Totals	46			45	1	0

REP REP IN THE GEN ASSEM 68TH DIS

Vote For 1

	TOTAL	VOTE %		Election Day	Absentee /Mail-in Ballots	Provisional
Clint Owlett	44	100.00%	<div style="width: 100%; height: 10px; background-color: #ffc107;"></div>	43	1	0
Write-In Totals	0	0.00%	<div style="width: 0%; height: 10px; background-color: #6c757d;"></div>	0	0	0
Not Assigned	0	0.00%	<div style="width: 0%; height: 10px; background-color: #6c757d;"></div>	0	0	0
Total Votes Cast	44	100.00%	<div style="width: 100%; height: 10px; background-color: #ffc107;"></div>	43	1	0
Contest Totals	46			45	1	0

REP MEMBER OF THE REPUBLICAN STATE COMMITTEE

Vote For 2

	TOTAL	VOTE %		Election Day	Absentee /Mail-in Ballots	Provisional
Sandy Wilson	27	43.55%	<div style="width: 43.55%; height: 10px; background-color: #ffc107;"></div>	27	0	0
Gary Wilson	30	48.39%	<div style="width: 48.39%; height: 10px; background-color: #ffc107;"></div>	29	1	0
Carol Druck	4	6.45%	<div style="width: 6.45%; height: 10px; background-color: #ffc107;"></div>	4	0	0
Write-In Totals	1	1.61%	<div style="width: 1.61%; height: 10px; background-color: #6c757d;"></div>	1	0	0
Not Assigned	1	1.61%	<div style="width: 1.61%; height: 10px; background-color: #6c757d;"></div>	1	0	0
Total Votes Cast	62	100.00%	<div style="width: 100%; height: 10px; background-color: #ffc107;"></div>	61	1	0
Contest Totals	92			90	2	0

REP REP COMM MAN Liberty Borough

Vote For 1

	TOTAL	VOTE %		Election Day	Absentee /Mail-in Ballots	Provisional
Write-In Totals	0		<div style="width: 0%; height: 10px; background-color: #6c757d;"></div>	0	0	0
Not Assigned	0		<div style="width: 0%; height: 10px; background-color: #6c757d;"></div>	0	0	0
Total Votes Cast	0		<div style="width: 0%; height: 10px; background-color: #6c757d;"></div>	0	0	0
Contest Totals	46			45	1	0

Liberty Borough

REP REP COMM WOMAN Liberty Borough

Vote For 1

	TOTAL	VOTE %		Election Day	Absentee /Mail-in Ballots	Provisional
Write-In Totals	1	100.00%	<div style="width: 100%; height: 10px; background-color: #f0e68c;"></div>	1	0	0
Not Assigned	1	100.00%	<div style="width: 100%; height: 10px; background-color: #f0e68c;"></div>	1	0	0
Total Votes Cast	1	100.00%	<div style="width: 100%; height: 10px; background-color: #f0e68c;"></div>	1	0	0
Contest Totals	46			45	1	0

Mansfield Borough

Statistics

	TOTAL	Election Day	Absentee /Mail-in Ballots	Provisional
Registered Voters - Total	1,273			
Registered Voters - Democratic	480			
Registered Voters - Republican	567			
Registered Voters - Nonpartisan	226			
Ballots Cast - Total	376	299	77	0
Ballots Cast - Democratic	154	96	58	0
Ballots Cast - Republican	222	203	19	0
Ballots Cast - Nonpartisan	0	0	0	0
Ballots Cast - Blank	0	0	0	0
Voter Turnout - Total	29.54%			
Voter Turnout - Democratic	32.08%			
Voter Turnout - Republican	39.15%			
Voter Turnout - Nonpartisan	0.00%			

DEM UNITED STATES SENATOR

Vote For 1

	TOTAL	VOTE %	Election Day	Absentee /Mail-in Ballots	Provisional
Alex Khalil	4	2.65%	2	2	0
Conor Lamb	13	8.61%	12	1	0
Malcolm Kenyatta	4	2.65%	3	1	0
John Fetterman	127	84.11%	74	53	0
Write-In Totals	3	1.99%	2	1	0
Write-In: Mehmet Oz	2	1.32%	1	1	0
Write-In: Kathy Barnette	0	0.00%	0	0	0
Write-In: Dave McCormick	0	0.00%	0	0	0
Write-In: Jeff Bartos	0	0.00%	0	0	0
Not Assigned	1	0.66%	1	0	0
Total Votes Cast	151	100.00%	93	58	0
Contest Totals	154		96	58	0

DEM GOVERNOR

Vote For 1

	TOTAL	VOTE %	Election Day	Absentee /Mail-in Ballots	Provisional
Josh Shapiro	141	97.24%	86	55	0
Write-In Totals	4	2.76%	3	1	0
Write-In: Douglas V. Mastriano	2	1.38%	2	0	0
Write-In: Lou Barletta	1	0.69%	0	1	0
Write-In: Dave White	0	0.00%	0	0	0
Write-In: Nche Zama	0	0.00%	0	0	0
Write-In: Melissa Hart	0	0.00%	0	0	0
Not Assigned	1	0.69%	1	0	0
Total Votes Cast	145	100.00%	89	56	0
Contest Totals	154		96	58	0

Mansfield Borough

DEM LIEUTENANT GOVERNOR

Vote For 1

	TOTAL	VOTE %		Election Day	Absentee /Mail-in Ballots	Provisional
Austin Davis	71	49.31%	<div style="width: 49.31%; background-color: #f1c40f;"></div>	38	33	0
Ray Sosa	12	8.33%	<div style="width: 8.33%; background-color: #f1c40f;"></div>	8	4	0
Brian Sims	58	40.28%	<div style="width: 40.28%; background-color: #f1c40f;"></div>	39	19	0
Write-In Totals	3	2.08%	<div style="width: 2.08%; background-color: #f1c40f;"></div>	2	1	0
Write-In: Carrie Lewis DelRosso	1	0.69%	<div style="width: 0.69%; background-color: #f1c40f;"></div>	0	1	0
Write-In: Teddy Daniels	1	0.69%	<div style="width: 0.69%; background-color: #f1c40f;"></div>	1	0	0
Write-In: Chris Frye	1	0.69%	<div style="width: 0.69%; background-color: #f1c40f;"></div>	1	0	0
Write-In: Jeff Coleman	0	0.00%	<div style="width: 0.00%; background-color: #f1c40f;"></div>	0	0	0
Write-In: James Earl Jones	0	0.00%	<div style="width: 0.00%; background-color: #f1c40f;"></div>	0	0	0
Write-In: Rick Saccone	0	0.00%	<div style="width: 0.00%; background-color: #f1c40f;"></div>	0	0	0
Write-In: John Brown	0	0.00%	<div style="width: 0.00%; background-color: #f1c40f;"></div>	0	0	0
Write-In: Clarice Schillinger	0	0.00%	<div style="width: 0.00%; background-color: #f1c40f;"></div>	0	0	0
Write-In: Russ Diamond	0	0.00%	<div style="width: 0.00%; background-color: #f1c40f;"></div>	0	0	0
Not Assigned	0	0.00%	<div style="width: 0.00%; background-color: #f1c40f;"></div>	0	0	0
Total Votes Cast	144	100.00%	<div style="width: 100%; background-color: #f1c40f;"></div>	87	57	0
Contest Totals	154			96	58	0

DEM REP IN CONGRESS 15TH DIS

Vote For 1

	TOTAL	VOTE %		Election Day	Absentee /Mail-in Ballots	Provisional
Write-In Totals	34	100.00%	<div style="width: 100%; background-color: #f1c40f;"></div>	21	13	0
Write-In: Mike Molesevich	21	61.76%	<div style="width: 61.76%; background-color: #f1c40f;"></div>	14	7	0
Write-In: Ronnie Ray Jenkins	5	14.71%	<div style="width: 14.71%; background-color: #f1c40f;"></div>	1	4	0
Write-In: Glenn GT Thompson	2	5.88%	<div style="width: 5.88%; background-color: #f1c40f;"></div>	1	1	0
Not Assigned	6	17.65%	<div style="width: 17.65%; background-color: #f1c40f;"></div>	5	1	0
Total Votes Cast	34	100.00%	<div style="width: 100%; background-color: #f1c40f;"></div>	21	13	0
Contest Totals	154			96	58	0

DEM REP IN THE GEN ASSEM 68TH DIS

Vote For 1

	TOTAL	VOTE %		Election Day	Absentee /Mail-in Ballots	Provisional
Write-In Totals	10	100.00%	<div style="width: 100%; background-color: #f1c40f;"></div>	8	2	0
Write-In: Clint Owlett	3	30.00%	<div style="width: 30.00%; background-color: #f1c40f;"></div>	1	2	0
Write-In: Carrie Heath	2	20.00%	<div style="width: 20.00%; background-color: #f1c40f;"></div>	2	0	0
Not Assigned	5	50.00%	<div style="width: 50.00%; background-color: #f1c40f;"></div>	5	0	0
Total Votes Cast	10	100.00%	<div style="width: 100%; background-color: #f1c40f;"></div>	8	2	0
Contest Totals	154			96	58	0

Mansfield Borough

DEM MEMBER DEM STATE COMM 59TH DIST

Vote For 1

	TOTAL	VOTE %	Election Day	Absentee /Mail-in Ballots	Provisional
Write-In Totals	9	100.00%	7	2	0
Write-In: Carrie Heath	2	22.22%	2	0	0
Write-In: Gabe Hakvagg	0	0.00%	0	0	0
Write-In: Sandy Wilson	0	0.00%	0	0	0
Write-In: Non Registered Candidate	0	0.00%	0	0	0
Write-In: Carol Druck	0	0.00%	0	0	0
Write-In: Gary Wilson	0	0.00%	0	0	0
Not Assigned	7	77.78%	5	2	0
Total Votes Cast	9	100.00%	7	2	0
Contest Totals	154		96	58	0

DEM DEM COMM Mansfield Borough

Vote For 2

	TOTAL	VOTE %	Election Day	Absentee /Mail-in Ballots	Provisional
Write-In Totals	19	100.00%	18	1	0
Not Assigned	19	100.00%	18	1	0
Total Votes Cast	19	100.00%	18	1	0
Contest Totals	308		192	116	0

REP UNITED STATES SENATOR

Vote For 1

	TOTAL	VOTE %	Election Day	Absentee /Mail-in Ballots	Provisional
Kathy Barnette	54	25.35%	50	4	0
Mehmet Oz	61	28.64%	55	6	0
George Bochetto	2	0.94%	1	1	0
Jeff Bartos	12	5.63%	9	3	0
Dave McCormick	65	30.52%	61	4	0
Sean Gale	0	0.00%	0	0	0
Carla Sands	18	8.45%	18	0	0
Write-In Totals	1	0.47%	1	0	0
Write-In: John Fetterman	0	0.00%	0	0	0
Not Assigned	1	0.47%	1	0	0
Total Votes Cast	213	100.00%	195	18	0
Contest Totals	222		203	19	0

Mansfield Borough

REP GOVERNOR

Vote For 1

	TOTAL	VOTE %	Election Day	Absentee /Mail-in Ballots	Provisional
Lou Barletta	34	15.74%	34	0	0
Douglas V. Mastriano	132	61.11%	124	8	0
Nche Zama	4	1.85%	2	2	0
Dave White	24	11.11%	20	4	0
Melissa Hart	6	2.78%	5	1	0
Bill McSwain	10	4.63%	8	2	0
Charlie Gerow	2	0.93%	2	0	0
Joe Gale	2	0.93%	2	0	0
Jake Corman	2	0.93%	2	0	0
Write-In Totals	0	0.00%	0	0	0
Write-In: Josh Shapiro	0	0.00%	0	0	0
Not Assigned	0	0.00%	0	0	0
Total Votes Cast	216	100.00%	199	17	0
Contest Totals	222		203	19	0

REP LIEUTENANT GOVERNOR

Vote For 1

	TOTAL	VOTE %	Election Day	Absentee /Mail-in Ballots	Provisional
Clarice Schillinger	21	10.45%	21	0	0
James Earl Jones	25	12.44%	24	1	0
Rick Saccone	23	11.44%	21	2	0
John Brown	11	5.47%	11	0	0
Chris Frye	14	6.97%	14	0	0
Jeff Coleman	42	20.90%	36	6	0
Russ Diamond	9	4.48%	9	0	0
Carrie Lewis DelRosso	31	15.42%	25	6	0
Teddy Daniels	24	11.94%	22	2	0
Write-In Totals	1	0.50%	1	0	0
Write-In: Austin Davis	0	0.00%	0	0	0
Write-In: Brian Sims	0	0.00%	0	0	0
Not Assigned	1	0.50%	1	0	0
Total Votes Cast	201	100.00%	184	17	0
Contest Totals	222		203	19	0

Mansfield Borough

REP REP IN CONGRESS 15TH DIS

Vote For 1

	TOTAL	VOTE %	Election Day	Absentee /Mail-in Ballots	Provisional
Glenn GT Thompson	179	98.35%	166	13	0
Write-In Totals	3	1.65%	2	1	0
Not Assigned	3	1.65%	2	1	0
Total Votes Cast	182	100.00%	168	14	0
Contest Totals	222		203	19	0

REP REP IN THE GEN ASSEM 68TH DIS

Vote For 1

	TOTAL	VOTE %	Election Day	Absentee /Mail-in Ballots	Provisional
Clint Owlett	208	100.00%	190	18	0
Write-In Totals	0	0.00%	0	0	0
Not Assigned	0	0.00%	0	0	0
Total Votes Cast	208	100.00%	190	18	0
Contest Totals	222		203	19	0

REP MEMBER OF THE REPUBLICAN STATE COMMITTEE

Vote For 2

	TOTAL	VOTE %	Election Day	Absentee /Mail-in Ballots	Provisional
Sandy Wilson	158	46.47%	147	11	0
Gary Wilson	144	42.35%	132	12	0
Carol Druck	38	11.18%	33	5	0
Write-In Totals	0	0.00%	0	0	0
Not Assigned	0	0.00%	0	0	0
Total Votes Cast	340	100.00%	312	28	0
Contest Totals	444		406	38	0

REP REP COMM MAN Mansfield Borough

Vote For 1

	TOTAL	VOTE %	Election Day	Absentee /Mail-in Ballots	Provisional
Write-In Totals	41	100.00%	39	2	0
Write-In: Richard Colegrove	31	75.61%	31	0	0
Not Assigned	10	24.39%	8	2	0
Total Votes Cast	41	100.00%	39	2	0
Contest Totals	222		203	19	0

Mansfield Borough

REP REP COMM WOMAN Mansfield Borough

Vote For 1

	TOTAL	VOTE %		Election Day	Absentee /Mail-in Ballots	Provisional
Marie Y. Seymour	184	97.87%	<div style="width: 97.87%; background-color: #f0e68c;"></div>	168	16	0
Write-In Totals	4	2.13%	<div style="width: 2.13%; background-color: #d3d3d3;"></div>	3	1	0
Not Assigned	4	2.13%	<div style="width: 2.13%; background-color: #d3d3d3;"></div>	3	1	0
Total Votes Cast	188	100.00%	<div style="width: 100.00%; background-color: #f0e68c;"></div>	171	17	0
Contest Totals	222			203	19	0

Middlebury Township

Statistics

	TOTAL	Election Day	Absentee /Mail-in Ballots	Provisional
Registered Voters - Total	858			
Registered Voters - Democratic	118			
Registered Voters - Republican	636			
Registered Voters - Nonpartisan	104			
Ballots Cast - Total	349	316	33	0
Ballots Cast - Democratic	46	35	11	0
Ballots Cast - Republican	303	281	22	0
Ballots Cast - Nonpartisan	0	0	0	0
Ballots Cast - Blank	0	0	0	0
Voter Turnout - Total	40.68%			
Voter Turnout - Democratic	38.98%			
Voter Turnout - Republican	47.64%			
Voter Turnout - Nonpartisan	0.00%			

DEM UNITED STATES SENATOR

Vote For 1

	TOTAL	VOTE %	Election Day	Absentee /Mail-in Ballots	Provisional
Alex Khalil	2	4.35%	1	1	0
Conor Lamb	8	17.39%	4	4	0
Malcolm Kenyatta	0	0.00%	0	0	0
John Fetterman	34	73.91%	28	6	0
Write-In Totals	2	4.35%	2	0	0
Write-In: Kathy Barnette	1	2.17%	1	0	0
Write-In: Mehmet Oz	1	2.17%	1	0	0
Write-In: Dave McCormick	0	0.00%	0	0	0
Write-In: Jeff Bartos	0	0.00%	0	0	0
Not Assigned	0	0.00%	0	0	0
Total Votes Cast	46	100.00%	35	11	0
Contest Totals	46		35	11	0

DEM GOVERNOR

Vote For 1

	TOTAL	VOTE %	Election Day	Absentee /Mail-in Ballots	Provisional
Josh Shapiro	42	93.33%	32	10	0
Write-In Totals	3	6.67%	3	0	0
Write-In: Douglas V. Mastriano	3	6.67%	3	0	0
Write-In: Dave White	0	0.00%	0	0	0
Write-In: Lou Barletta	0	0.00%	0	0	0
Write-In: Nche Zama	0	0.00%	0	0	0
Write-In: Melissa Hart	0	0.00%	0	0	0
Not Assigned	0	0.00%	0	0	0
Total Votes Cast	45	100.00%	35	10	0
Contest Totals	46		35	11	0

Middlebury Township

DEM LIEUTENANT GOVERNOR

Vote For 1

	TOTAL	VOTE %		Election Day	Absentee /Mail-in Ballots	Provisional
Austin Davis	22	51.16%	<div style="width: 51.16%;"><div style="width: 51.16%;"></div></div>	15	7	0
Ray Sosa	6	13.95%	<div style="width: 13.95%;"><div style="width: 13.95%;"></div></div>	5	1	0
Brian Sims	14	32.56%	<div style="width: 32.56%;"><div style="width: 32.56%;"></div></div>	11	3	0
Write-In Totals	1	2.33%	<div style="width: 2.33%;"><div style="width: 2.33%;"></div></div>	1	0	0
Write-In: James Earl Jones	1	2.33%	<div style="width: 2.33%;"><div style="width: 2.33%;"></div></div>	1	0	0
Write-In: Jeff Coleman	0	0.00%	<div style="width: 0.00%;"><div style="width: 0.00%;"></div></div>	0	0	0
Write-In: Carrie Lewis DelRosso	0	0.00%	<div style="width: 0.00%;"><div style="width: 0.00%;"></div></div>	0	0	0
Write-In: Teddy Daniels	0	0.00%	<div style="width: 0.00%;"><div style="width: 0.00%;"></div></div>	0	0	0
Write-In: Rick Saccone	0	0.00%	<div style="width: 0.00%;"><div style="width: 0.00%;"></div></div>	0	0	0
Write-In: Chris Frye	0	0.00%	<div style="width: 0.00%;"><div style="width: 0.00%;"></div></div>	0	0	0
Write-In: John Brown	0	0.00%	<div style="width: 0.00%;"><div style="width: 0.00%;"></div></div>	0	0	0
Write-In: Clarice Schillinger	0	0.00%	<div style="width: 0.00%;"><div style="width: 0.00%;"></div></div>	0	0	0
Write-In: Russ Diamond	0	0.00%	<div style="width: 0.00%;"><div style="width: 0.00%;"></div></div>	0	0	0
Not Assigned	0	0.00%	<div style="width: 0.00%;"><div style="width: 0.00%;"></div></div>	0	0	0
Total Votes Cast	43	100.00%	<div style="width: 100.00%;"><div style="width: 100.00%;"></div></div>	32	11	0
Contest Totals	46			35	11	0

DEM REP IN CONGRESS 15TH DIS

Vote For 1

	TOTAL	VOTE %		Election Day	Absentee /Mail-in Ballots	Provisional
Write-In Totals	6	100.00%	<div style="width: 100.00%;"><div style="width: 100.00%;"></div></div>	5	1	0
Write-In: Mike Molesevich	3	50.00%	<div style="width: 50.00%;"><div style="width: 50.00%;"></div></div>	2	1	0
Write-In: Glenn GT Thompson	2	33.33%	<div style="width: 33.33%;"><div style="width: 33.33%;"></div></div>	2	0	0
Write-In: Ronnie Ray Jenkins	0	0.00%	<div style="width: 0.00%;"><div style="width: 0.00%;"></div></div>	0	0	0
Not Assigned	1	16.67%	<div style="width: 16.67%;"><div style="width: 16.67%;"></div></div>	1	0	0
Total Votes Cast	6	100.00%	<div style="width: 100.00%;"><div style="width: 100.00%;"></div></div>	5	1	0
Contest Totals	46			35	11	0

DEM REP IN THE GEN ASSEM 68TH DIS

Vote For 1

	TOTAL	VOTE %		Election Day	Absentee /Mail-in Ballots	Provisional
Write-In Totals	4	100.00%	<div style="width: 100.00%;"><div style="width: 100.00%;"></div></div>	4	0	0
Write-In: Clint Owlett	2	50.00%	<div style="width: 50.00%;"><div style="width: 50.00%;"></div></div>	2	0	0
Write-In: Carrie Heath	2	50.00%	<div style="width: 50.00%;"><div style="width: 50.00%;"></div></div>	2	0	0
Not Assigned	0	0.00%	<div style="width: 0.00%;"><div style="width: 0.00%;"></div></div>	0	0	0
Total Votes Cast	4	100.00%	<div style="width: 100.00%;"><div style="width: 100.00%;"></div></div>	4	0	0
Contest Totals	46			35	11	0

Middlebury Township

DEM MEMBER DEM STATE COMM 59TH DIST

Vote For 1

	TOTAL	VOTE %		Election Day	Absentee /Mail-in Ballots	Provisional
Write-In Totals	3	100.00%	<div style="width: 100%; height: 10px; background-color: #ffc107;"></div>	3	0	0
Write-In: Carrie Heath	1	33.33%	<div style="width: 33.33%; height: 10px; background-color: #ffc107;"></div>	1	0	0
Write-In: Gary Wilson	1	33.33%	<div style="width: 33.33%; height: 10px; background-color: #ffc107;"></div>	1	0	0
Write-In: Gabe Hakvagg	0	0.00%	<div style="width: 0%; height: 10px; background-color: #ffc107;"></div>	0	0	0
Write-In: Sandy Wilson	0	0.00%	<div style="width: 0%; height: 10px; background-color: #ffc107;"></div>	0	0	0
Write-In: Non Registered Candidate	0	0.00%	<div style="width: 0%; height: 10px; background-color: #ffc107;"></div>	0	0	0
Write-In: Carol Druck	0	0.00%	<div style="width: 0%; height: 10px; background-color: #ffc107;"></div>	0	0	0
Not Assigned	1	33.33%	<div style="width: 33.33%; height: 10px; background-color: #ffc107;"></div>	1	0	0
Total Votes Cast	3	100.00%	<div style="width: 100%; height: 10px; background-color: #ffc107;"></div>	3	0	0
Contest Totals	46			35	11	0

DEM DEM COMM Middlebury Township

Vote For 2

	TOTAL	VOTE %		Election Day	Absentee /Mail-in Ballots	Provisional
Write-In Totals	7	100.00%	<div style="width: 100%; height: 10px; background-color: #ffc107;"></div>	6	1	0
Not Assigned	7	100.00%	<div style="width: 100%; height: 10px; background-color: #ffc107;"></div>	6	1	0
Total Votes Cast	7	100.00%	<div style="width: 100%; height: 10px; background-color: #ffc107;"></div>	6	1	0
Contest Totals	92			70	22	0

REP UNITED STATES SENATOR

Vote For 1

	TOTAL	VOTE %		Election Day	Absentee /Mail-in Ballots	Provisional
Kathy Barnette	78	26.17%	<div style="width: 26.17%; height: 10px; background-color: #ffc107;"></div>	74	4	0
Mehmet Oz	87	29.19%	<div style="width: 29.19%; height: 10px; background-color: #ffc107;"></div>	85	2	0
George Bochetto	0	0.00%	<div style="width: 0%; height: 10px; background-color: #ffc107;"></div>	0	0	0
Jeff Bartos	15	5.03%	<div style="width: 5.03%; height: 10px; background-color: #ffc107;"></div>	15	0	0
Dave McCormick	90	30.20%	<div style="width: 30.20%; height: 10px; background-color: #ffc107;"></div>	79	11	0
Sean Gale	3	1.01%	<div style="width: 1.01%; height: 10px; background-color: #ffc107;"></div>	3	0	0
Carla Sands	25	8.39%	<div style="width: 8.39%; height: 10px; background-color: #ffc107;"></div>	20	5	0
Write-In Totals	0	0.00%	<div style="width: 0%; height: 10px; background-color: #ffc107;"></div>	0	0	0
Write-In: John Fetterman	0	0.00%	<div style="width: 0%; height: 10px; background-color: #ffc107;"></div>	0	0	0
Not Assigned	0	0.00%	<div style="width: 0%; height: 10px; background-color: #ffc107;"></div>	0	0	0
Total Votes Cast	298	100.00%	<div style="width: 100%; height: 10px; background-color: #ffc107;"></div>	276	22	0
Contest Totals	303			281	22	0

Middlebury Township

REP GOVERNOR

Vote For 1

	TOTAL	VOTE %	Election Day	Absentee /Mail-in Ballots	Provisional
Lou Barletta	35	11.74%	29	6	0
Douglas V. Mastriano	174	58.39%	170	4	0
Nche Zama	0	0.00%	0	0	0
Dave White	36	12.08%	32	4	0
Melissa Hart	14	4.70%	9	5	0
Bill McSwain	22	7.38%	21	1	0
Charlie Gerow	4	1.34%	3	1	0
Joe Gale	4	1.34%	4	0	0
Jake Corman	9	3.02%	8	1	0
Write-In Totals	0	0.00%	0	0	0
Write-In: Josh Shapiro	0	0.00%	0	0	0
Not Assigned	0	0.00%	0	0	0
Total Votes Cast	298	100.00%	276	22	0
Contest Totals	303		281	22	0

REP LIEUTENANT GOVERNOR

Vote For 1

	TOTAL	VOTE %	Election Day	Absentee /Mail-in Ballots	Provisional
Clarice Schillinger	17	6.42%	16	1	0
James Earl Jones	17	6.42%	17	0	0
Rick Saccone	45	16.98%	41	4	0
John Brown	14	5.28%	14	0	0
Chris Frye	16	6.04%	14	2	0
Jeff Coleman	51	19.25%	49	2	0
Russ Diamond	12	4.53%	10	2	0
Carrie Lewis DelRosso	31	11.70%	23	8	0
Teddy Daniels	61	23.02%	58	3	0
Write-In Totals	1	0.38%	1	0	0
Write-In: Austin Davis	0	0.00%	0	0	0
Write-In: Brian Sims	0	0.00%	0	0	0
Not Assigned	1	0.38%	1	0	0
Total Votes Cast	265	100.00%	243	22	0
Contest Totals	303		281	22	0

Middlebury Township

REP REP IN CONGRESS 15TH DIS

Vote For 1

	TOTAL	VOTE %	Election Day	Absentee /Mail-in Ballots	Provisional
Glenn GT Thompson	263	99.62%	242	21	0
Write-In Totals	1	0.38%	1	0	0
Not Assigned	1	0.38%	1	0	0
Total Votes Cast	264	100.00%	243	21	0
Contest Totals	303		281	22	0

REP REP IN THE GEN ASSEM 68TH DIS

Vote For 1

	TOTAL	VOTE %	Election Day	Absentee /Mail-in Ballots	Provisional
Clint Owlett	295	100.00%	273	22	0
Write-In Totals	0	0.00%	0	0	0
Not Assigned	0	0.00%	0	0	0
Total Votes Cast	295	100.00%	273	22	0
Contest Totals	303		281	22	0

REP MEMBER OF THE REPUBLICAN STATE COMMITTEE

Vote For 2

	TOTAL	VOTE %	Election Day	Absentee /Mail-in Ballots	Provisional
Sandy Wilson	205	40.28%	190	15	0
Gary Wilson	229	44.99%	210	19	0
Carol Druck	61	11.98%	54	7	0
Write-In Totals	14	2.75%	14	0	0
Not Assigned	14	2.75%	14	0	0
Total Votes Cast	509	100.00%	468	41	0
Contest Totals	606		562	44	0

REP REP COMM MAN Middlebury Township





Vote For 1

	TOTAL	VOTE %	Election Day	Absentee /Mail-in Ballots	Provisional
Write-In Totals	70	100.00%	70	0	0
Write-In: Gary Wilson	65	92.86%	65	0	0
Not Assigned	5	7.14%	5	0	0
Total Votes Cast	70	100.00%	70	0	0
Contest Totals	303		281	22	0

Middlebury Township

REP REP COMM WOMAN Middlebury Township

Vote For 1

	TOTAL	VOTE %		Election Day	Absentee /Mail-in Ballots	Provisional
Write-In Totals	70	100.00%		70	0	0
Write-In: Joy Childs	65	92.86%		65	0	0
Not Assigned	5	7.14%		5	0	0
Total Votes Cast	70	100.00%		70	0	0
Contest Totals	303			281	22	0

Morris Township

Statistics

	TOTAL	Election Day	Absentee /Mail-in Ballots	Provisional
Registered Voters - Total	413			
Registered Voters - Democratic	68			
Registered Voters - Republican	307			
Registered Voters - Nonpartisan	38			
Ballots Cast - Total	192	176	16	0
Ballots Cast - Democratic	33	22	11	0
Ballots Cast - Republican	159	154	5	0
Ballots Cast - Nonpartisan	0	0	0	0
Ballots Cast - Blank	1	1	0	0
Voter Turnout - Total	46.49%			
Voter Turnout - Democratic	48.53%			
Voter Turnout - Republican	51.79%			
Voter Turnout - Nonpartisan	0.00%			

DEM UNITED STATES SENATOR

Vote For 1

	TOTAL	VOTE %	Election Day	Absentee /Mail-in Ballots	Provisional
Alex Khalil	2	6.45%	1	1	0
Conor Lamb	5	16.13%	2	3	0
Malcolm Kenyatta	0	0.00%	0	0	0
John Fetterman	23	74.19%	16	7	0
Write-In Totals	1	3.23%	1	0	0
Write-In: Dave McCormick	1	3.23%	1	0	0
Write-In: Kathy Barnette	0	0.00%	0	0	0
Write-In: Mehmet Oz	0	0.00%	0	0	0
Write-In: Jeff Bartos	0	0.00%	0	0	0
Not Assigned	0	0.00%	0	0	0
Total Votes Cast	31	100.00%	20	11	0
Contest Totals	33		22	11	0

DEM GOVERNOR

Vote For 1

	TOTAL	VOTE %	Election Day	Absentee /Mail-in Ballots	Provisional
Josh Shapiro	29	96.67%	18	11	0
Write-In Totals	1	3.33%	1	0	0
Write-In: Douglas V. Mastriano	1	3.33%	1	0	0
Write-In: Dave White	0	0.00%	0	0	0
Write-In: Lou Barletta	0	0.00%	0	0	0
Write-In: Nche Zama	0	0.00%	0	0	0
Write-In: Melissa Hart	0	0.00%	0	0	0
Not Assigned	0	0.00%	0	0	0
Total Votes Cast	30	100.00%	19	11	0
Contest Totals	33		22	11	0

Morris Township

DEM LIEUTENANT GOVERNOR

Vote For 1

	TOTAL	VOTE %		Election Day	Absentee /Mail-in Ballots	Provisional
Austin Davis	14	48.28%	<div style="width: 48.28%; background-color: #ffc107;"></div>	9	5	0
Ray Sosa	8	27.59%	<div style="width: 27.59%; background-color: #ffc107;"></div>	6	2	0
Brian Sims	6	20.69%	<div style="width: 20.69%; background-color: #ffc107;"></div>	4	2	0
Write-In Totals	1	3.45%	<div style="width: 3.45%; background-color: #ffc107;"></div>	1	0	0
Write-In: John Brown	1	3.45%	<div style="width: 3.45%; background-color: #ffc107;"></div>	1	0	0
Write-In: Jeff Coleman	0	0.00%	<div style="width: 0.00%; background-color: #ffc107;"></div>	0	0	0
Write-In: Carrie Lewis DelRosso	0	0.00%	<div style="width: 0.00%; background-color: #ffc107;"></div>	0	0	0
Write-In: Teddy Daniels	0	0.00%	<div style="width: 0.00%; background-color: #ffc107;"></div>	0	0	0
Write-In: James Earl Jones	0	0.00%	<div style="width: 0.00%; background-color: #ffc107;"></div>	0	0	0
Write-In: Rick Saccone	0	0.00%	<div style="width: 0.00%; background-color: #ffc107;"></div>	0	0	0
Write-In: Chris Frye	0	0.00%	<div style="width: 0.00%; background-color: #ffc107;"></div>	0	0	0
Write-In: Clarice Schillinger	0	0.00%	<div style="width: 0.00%; background-color: #ffc107;"></div>	0	0	0
Write-In: Russ Diamond	0	0.00%	<div style="width: 0.00%; background-color: #ffc107;"></div>	0	0	0
Not Assigned	0	0.00%	<div style="width: 0.00%; background-color: #ffc107;"></div>	0	0	0
Total Votes Cast	29	100.00%	<div style="width: 100.00%; background-color: #ffc107;"></div>	20	9	0
Contest Totals	33			22	11	0

DEM REP IN CONGRESS 15TH DIS

Vote For 1

	TOTAL	VOTE %		Election Day	Absentee /Mail-in Ballots	Provisional
Write-In Totals	2	100.00%	<div style="width: 100.00%; background-color: #ffc107;"></div>	2	0	0
Write-In: Glenn GT Thompson	1	50.00%	<div style="width: 50.00%; background-color: #ffc107;"></div>	1	0	0
Write-In: Ronnie Ray Jenkins	0	0.00%	<div style="width: 0.00%; background-color: #ffc107;"></div>	0	0	0
Write-In: Mike Molesevich	0	0.00%	<div style="width: 0.00%; background-color: #ffc107;"></div>	0	0	0
Not Assigned	1	50.00%	<div style="width: 50.00%; background-color: #ffc107;"></div>	1	0	0
Total Votes Cast	2	100.00%	<div style="width: 100.00%; background-color: #ffc107;"></div>	2	0	0
Contest Totals	33			22	11	0

DEM REP IN THE GEN ASSEM 68TH DIS

Vote For 1

	TOTAL	VOTE %		Election Day	Absentee /Mail-in Ballots	Provisional
Write-In Totals	1	100.00%	<div style="width: 100.00%; background-color: #ffc107;"></div>	1	0	0
Write-In: Clint Owlett	0	0.00%	<div style="width: 0.00%; background-color: #ffc107;"></div>	0	0	0
Write-In: Carrie Heath	0	0.00%	<div style="width: 0.00%; background-color: #ffc107;"></div>	0	0	0
Not Assigned	1	100.00%	<div style="width: 100.00%; background-color: #ffc107;"></div>	1	0	0
Total Votes Cast	1	100.00%	<div style="width: 100.00%; background-color: #ffc107;"></div>	1	0	0
Contest Totals	33			22	11	0

Morris Township

DEM MEMBER DEM STATE COMM 59TH DIST

Vote For 1

	TOTAL	VOTE %		Election Day	Absentee /Mail-in Ballots	Provisional
Write-In Totals	2	100.00%	<div style="width: 100%; height: 10px; background-color: #ffc107;"></div>	2	0	0
Write-In: Gabe Hakvagg	0	0.00%	<div style="width: 0%; height: 10px; background-color: #6c757d;"></div>	0	0	0
Write-In: Carrie Heath	0	0.00%	<div style="width: 0%; height: 10px; background-color: #6c757d;"></div>	0	0	0
Write-In: Sandy Wilson	0	0.00%	<div style="width: 0%; height: 10px; background-color: #6c757d;"></div>	0	0	0
Write-In: Non Registered Candidate	0	0.00%	<div style="width: 0%; height: 10px; background-color: #6c757d;"></div>	0	0	0
Write-In: Carol Druck	0	0.00%	<div style="width: 0%; height: 10px; background-color: #6c757d;"></div>	0	0	0
Write-In: Gary Wilson	0	0.00%	<div style="width: 0%; height: 10px; background-color: #6c757d;"></div>	0	0	0
Not Assigned	2	100.00%	<div style="width: 100%; height: 10px; background-color: #ffc107;"></div>	2	0	0
Total Votes Cast	2	100.00%	<div style="width: 100%; height: 10px; background-color: #ffc107;"></div>	2	0	0
Contest Totals	33			22	11	0

DEM DEM COMM Morris Township

Vote For 2

	TOTAL	VOTE %		Election Day	Absentee /Mail-in Ballots	Provisional
Write-In Totals	5	100.00%	<div style="width: 100%; height: 10px; background-color: #ffc107;"></div>	5	0	0
Not Assigned	5	100.00%	<div style="width: 100%; height: 10px; background-color: #ffc107;"></div>	5	0	0
Total Votes Cast	5	100.00%	<div style="width: 100%; height: 10px; background-color: #ffc107;"></div>	5	0	0
Contest Totals	66			44	22	0

REP UNITED STATES SENATOR

Vote For 1

	TOTAL	VOTE %		Election Day	Absentee /Mail-in Ballots	Provisional
Kathy Barnette	43	28.48%	<div style="width: 28.48%; height: 10px; background-color: #ffc107;"></div>	43	0	0
Mehmet Oz	29	19.21%	<div style="width: 19.21%; height: 10px; background-color: #ffc107;"></div>	26	3	0
George Bochetto	0	0.00%	<div style="width: 0%; height: 10px; background-color: #6c757d;"></div>	0	0	0
Jeff Bartos	2	1.32%	<div style="width: 1.32%; height: 10px; background-color: #ffc107;"></div>	2	0	0
Dave McCormick	62	41.06%	<div style="width: 41.06%; height: 10px; background-color: #ffc107;"></div>	61	1	0
Sean Gale	6	3.97%	<div style="width: 3.97%; height: 10px; background-color: #ffc107;"></div>	6	0	0
Carla Sands	9	5.96%	<div style="width: 5.96%; height: 10px; background-color: #ffc107;"></div>	9	0	0
Write-In Totals	0	0.00%	<div style="width: 0%; height: 10px; background-color: #6c757d;"></div>	0	0	0
Write-In: John Fetterman	0	0.00%	<div style="width: 0%; height: 10px; background-color: #6c757d;"></div>	0	0	0
Not Assigned	0	0.00%	<div style="width: 0%; height: 10px; background-color: #6c757d;"></div>	0	0	0
Total Votes Cast	151	100.00%	<div style="width: 100%; height: 10px; background-color: #ffc107;"></div>	147	4	0
Contest Totals	159			154	5	0

Morris Township

REP GOVERNOR

Vote For 1

	TOTAL	VOTE %		Election Day	Absentee /Mail-in Ballots	Provisional
Lou Barletta	35	22.73%	<div style="width: 22.73%;"></div>	35	0	0
Douglas V. Mastriano	79	51.30%	<div style="width: 51.30%;"></div>	79	0	0
Nche Zama	5	3.25%	<div style="width: 3.25%;"></div>	5	0	0
Dave White	16	10.39%	<div style="width: 10.39%;"></div>	13	3	0
Melissa Hart	4	2.60%	<div style="width: 2.60%;"></div>	3	1	0
Bill McSwain	4	2.60%	<div style="width: 2.60%;"></div>	4	0	0
Charlie Gerow	3	1.95%	<div style="width: 1.95%;"></div>	3	0	0
Joe Gale	7	4.55%	<div style="width: 4.55%;"></div>	7	0	0
Jake Corman	1	0.65%	<div style="width: 0.65%;"></div>	1	0	0
Write-In Totals	0	0.00%	<div style="width: 0.00%;"></div>	0	0	0
Write-In: Josh Shapiro	0	0.00%	<div style="width: 0.00%;"></div>	0	0	0
Not Assigned	0	0.00%	<div style="width: 0.00%;"></div>	0	0	0
Total Votes Cast	154	100.00%	<div style="width: 100.00%;"></div>	150	4	0
Contest Totals	159			154	5	0

REP LIEUTENANT GOVERNOR

Vote For 1

	TOTAL	VOTE %		Election Day	Absentee /Mail-in Ballots	Provisional
Clarice Schillinger	8	5.84%	<div style="width: 5.84%;"></div>	7	1	0
James Earl Jones	15	10.95%	<div style="width: 10.95%;"></div>	15	0	0
Rick Saccone	25	18.25%	<div style="width: 18.25%;"></div>	24	1	0
John Brown	4	2.92%	<div style="width: 2.92%;"></div>	4	0	0
Chris Frye	3	2.19%	<div style="width: 2.19%;"></div>	3	0	0
Jeff Coleman	39	28.47%	<div style="width: 28.47%;"></div>	39	0	0
Russ Diamond	12	8.76%	<div style="width: 8.76%;"></div>	12	0	0
Carrie Lewis DelRosso	15	10.95%	<div style="width: 10.95%;"></div>	15	0	0
Teddy Daniels	16	11.68%	<div style="width: 11.68%;"></div>	14	2	0
Write-In Totals	0	0.00%	<div style="width: 0.00%;"></div>	0	0	0
Write-In: Austin Davis	0	0.00%	<div style="width: 0.00%;"></div>	0	0	0
Write-In: Brian Sims	0	0.00%	<div style="width: 0.00%;"></div>	0	0	0
Not Assigned	0	0.00%	<div style="width: 0.00%;"></div>	0	0	0
Total Votes Cast	137	100.00%	<div style="width: 100.00%;"></div>	133	4	0
Contest Totals	159			154	5	0

Morris Township

REP REP IN CONGRESS 15TH DIS

Vote For 1

	TOTAL	VOTE %		Election Day	Absentee /Mail-in Ballots	Provisional
Glenn GT Thompson	139	100.00%	<div style="width: 100%; height: 10px; background-color: #ffc107;"></div>	135	4	0
Write-In Totals	0	0.00%	<div style="width: 0%; height: 10px; background-color: #6c757d;"></div>	0	0	0
Not Assigned	0	0.00%	<div style="width: 0%; height: 10px; background-color: #6c757d;"></div>	0	0	0
Total Votes Cast	139	100.00%	<div style="width: 100%; height: 10px; background-color: #ffc107;"></div>	135	4	0
Contest Totals	159			154	5	0

REP REP IN THE GEN ASSEM 68TH DIS

Vote For 1

	TOTAL	VOTE %		Election Day	Absentee /Mail-in Ballots	Provisional
Clint Owlett	156	100.00%	<div style="width: 100%; height: 10px; background-color: #ffc107;"></div>	151	5	0
Write-In Totals	0	0.00%	<div style="width: 0%; height: 10px; background-color: #6c757d;"></div>	0	0	0
Not Assigned	0	0.00%	<div style="width: 0%; height: 10px; background-color: #6c757d;"></div>	0	0	0
Total Votes Cast	156	100.00%	<div style="width: 100%; height: 10px; background-color: #ffc107;"></div>	151	5	0
Contest Totals	159			154	5	0

REP MEMBER OF THE REPUBLICAN STATE COMMITTEE

Vote For 2

	TOTAL	VOTE %		Election Day	Absentee /Mail-in Ballots	Provisional
Sandy Wilson	123	47.67%	<div style="width: 47.67%; height: 10px; background-color: #ffc107;"></div>	121	2	0
Gary Wilson	114	44.19%	<div style="width: 44.19%; height: 10px; background-color: #ffc107;"></div>	111	3	0
Carol Druck	18	6.98%	<div style="width: 6.98%; height: 10px; background-color: #ffc107;"></div>	15	3	0
Write-In Totals	3	1.16%	<div style="width: 1.16%; height: 10px; background-color: #6c757d;"></div>	3	0	0
Not Assigned	3	1.16%	<div style="width: 1.16%; height: 10px; background-color: #6c757d;"></div>	3	0	0
Total Votes Cast	258	100.00%	<div style="width: 100%; height: 10px; background-color: #ffc107;"></div>	250	8	0
Contest Totals	318			308	10	0

REP REP COMM MAN Morris Township





Vote For 1

	TOTAL	VOTE %		Election Day	Absentee /Mail-in Ballots	Provisional
Write-In Totals	5	100.00%	<div style="width: 100%; height: 10px; background-color: #ffc107;"></div>	4	1	0
Not Assigned	5	100.00%	<div style="width: 100%; height: 10px; background-color: #ffc107;"></div>	4	1	0
Total Votes Cast	5	100.00%	<div style="width: 100%; height: 10px; background-color: #ffc107;"></div>	4	1	0
Contest Totals	159			154	5	0

Morris Township

REP REP COMM WOMAN Morris Township

Vote For 1

	TOTAL	VOTE %		Election Day	Absentee /Mail-in Ballots	Provisional
Write-In Totals	23	100.00%		22	1	0
Write-In: Lauren Owlett	19	82.61%		19	0	0
Not Assigned	4	17.39%		3	1	0
Total Votes Cast	23	100.00%		22	1	0
Contest Totals	159			154	5	0

Nelson Township

Statistics

	TOTAL	Election Day	Absentee /Mail-in Ballots	Provisional
Registered Voters - Total	336			
Registered Voters - Democratic	73			
Registered Voters - Republican	213			
Registered Voters - Nonpartisan	50			
Ballots Cast - Total	94	88	6	0
Ballots Cast - Democratic	18	14	4	0
Ballots Cast - Republican	76	74	2	0
Ballots Cast - Nonpartisan	0	0	0	0
Ballots Cast - Blank	0	0	0	0
Voter Turnout - Total	27.98%			
Voter Turnout - Democratic	24.66%			
Voter Turnout - Republican	35.68%			
Voter Turnout - Nonpartisan	0.00%			

DEM UNITED STATES SENATOR

Vote For 1

	TOTAL	VOTE %	Election Day	Absentee /Mail-in Ballots	Provisional
Alex Khalil	0	0.00%	0	0	0
Conor Lamb	3	17.65%	3	0	0
Malcolm Kenyatta	2	11.76%	2	0	0
John Fetterman	12	70.59%	8	4	0
Write-In Totals	0	0.00%	0	0	0
Write-In: Kathy Barnette	0	0.00%	0	0	0
Write-In: Mehmet Oz	0	0.00%	0	0	0
Write-In: Dave McCormick	0	0.00%	0	0	0
Write-In: Jeff Bartos	0	0.00%	0	0	0
Not Assigned	0	0.00%	0	0	0
Total Votes Cast	17	100.00%	13	4	0
Contest Totals	18		14	4	0

DEM GOVERNOR

Vote For 1

	TOTAL	VOTE %	Election Day	Absentee /Mail-in Ballots	Provisional
Josh Shapiro	18	100.00%	14	4	0
Write-In Totals	0	0.00%	0	0	0
Write-In: Dave White	0	0.00%	0	0	0
Write-In: Lou Barletta	0	0.00%	0	0	0
Write-In: Nche Zama	0	0.00%	0	0	0
Write-In: Melissa Hart	0	0.00%	0	0	0
Write-In: Douglas V. Mastriano	0	0.00%	0	0	0
Not Assigned	0	0.00%	0	0	0
Total Votes Cast	18	100.00%	14	4	0
Contest Totals	18		14	4	0

Nelson Township

DEM LIEUTENANT GOVERNOR

Vote For 1

	TOTAL	VOTE %		Election Day	Absentee /Mail-in Ballots	Provisional
Austin Davis	11	61.11%	<div style="width: 61.11%; background-color: #ffc107;"></div>	9	2	0
Ray Sosa	3	16.67%	<div style="width: 16.67%; background-color: #ffc107;"></div>	3	0	0
Brian Sims	4	22.22%	<div style="width: 22.22%; background-color: #ffc107;"></div>	2	2	0
Write-In Totals	0	0.00%	<div style="width: 0%; background-color: #ffc107;"></div>	0	0	0
Write-In: Jeff Coleman	0	0.00%	<div style="width: 0%; background-color: #ffc107;"></div>	0	0	0
Write-In: Carrie Lewis DelRosso	0	0.00%	<div style="width: 0%; background-color: #ffc107;"></div>	0	0	0
Write-In: Teddy Daniels	0	0.00%	<div style="width: 0%; background-color: #ffc107;"></div>	0	0	0
Write-In: James Earl Jones	0	0.00%	<div style="width: 0%; background-color: #ffc107;"></div>	0	0	0
Write-In: Rick Saccone	0	0.00%	<div style="width: 0%; background-color: #ffc107;"></div>	0	0	0
Write-In: Chris Frye	0	0.00%	<div style="width: 0%; background-color: #ffc107;"></div>	0	0	0
Write-In: John Brown	0	0.00%	<div style="width: 0%; background-color: #ffc107;"></div>	0	0	0
Write-In: Clarice Schillinger	0	0.00%	<div style="width: 0%; background-color: #ffc107;"></div>	0	0	0
Write-In: Russ Diamond	0	0.00%	<div style="width: 0%; background-color: #ffc107;"></div>	0	0	0
Not Assigned	0	0.00%	<div style="width: 0%; background-color: #ffc107;"></div>	0	0	0
Total Votes Cast	18	100.00%	<div style="width: 100%; background-color: #ffc107;"></div>	14	4	0
Contest Totals	18			14	4	0

DEM REP IN CONGRESS 15TH DIS

Vote For 1

	TOTAL	VOTE %		Election Day	Absentee /Mail-in Ballots	Provisional
Write-In Totals	1	100.00%	<div style="width: 100%; background-color: #ffc107;"></div>	1	0	0
Write-In: Ronnie Ray Jenkins	1	100.00%	<div style="width: 100%; background-color: #ffc107;"></div>	1	0	0
Write-In: Glenn GT Thompson	0	0.00%	<div style="width: 0%; background-color: #ffc107;"></div>	0	0	0
Write-In: Mike Molesevich	0	0.00%	<div style="width: 0%; background-color: #ffc107;"></div>	0	0	0
Not Assigned	0	0.00%	<div style="width: 0%; background-color: #ffc107;"></div>	0	0	0
Total Votes Cast	1	100.00%	<div style="width: 100%; background-color: #ffc107;"></div>	1	0	0
Contest Totals	18			14	4	0

DEM REP IN THE GEN ASSEM 68TH DIS

Vote For 1

	TOTAL	VOTE %		Election Day	Absentee /Mail-in Ballots	Provisional
Write-In Totals	0		<div style="width: 0%; background-color: #ffc107;"></div>	0	0	0
Write-In: Clint Owlett	0		<div style="width: 0%; background-color: #ffc107;"></div>	0	0	0
Write-In: Carrie Heath	0		<div style="width: 0%; background-color: #ffc107;"></div>	0	0	0
Not Assigned	0		<div style="width: 0%; background-color: #ffc107;"></div>	0	0	0
Total Votes Cast	0		<div style="width: 0%; background-color: #ffc107;"></div>	0	0	0
Contest Totals	18			14	4	0

Nelson Township

DEM MEMBER DEM STATE COMM 59TH DIST

Vote For 1

	TOTAL	VOTE %	Election Day	Absentee /Mail-in Ballots	Provisional
Write-In Totals	0		0	0	0
Write-In: Gabe Hakvagg	0		0	0	0
Write-In: Carrie Heath	0		0	0	0
Write-In: Sandy Wilson	0		0	0	0
Write-In: Non Registered Candidate	0		0	0	0
Write-In: Carol Druck	0		0	0	0
Write-In: Gary Wilson	0		0	0	0
Not Assigned	0		0	0	0
Total Votes Cast	0		0	0	0
Contest Totals	18		14	4	0

DEM DEM COMM Nelson Township

Vote For 2

	TOTAL	VOTE %	Election Day	Absentee /Mail-in Ballots	Provisional
Write-In Totals	0		0	0	0
Not Assigned	0		0	0	0
Total Votes Cast	0		0	0	0
Contest Totals	36		28	8	0

REP UNITED STATES SENATOR

Vote For 1

	TOTAL	VOTE %	Election Day	Absentee /Mail-in Ballots	Provisional
Kathy Barnette	18	24.00%	18	0	0
Mehmet Oz	21	28.00%	21	0	0
George Bochetto	1	1.33%	1	0	0
Jeff Bartos	6	8.00%	5	1	0
Dave McCormick	22	29.33%	22	0	0
Sean Gale	1	1.33%	0	1	0
Carla Sands	6	8.00%	6	0	0
Write-In Totals	0	0.00%	0	0	0
Write-In: John Fetterman	0	0.00%	0	0	0
Not Assigned	0	0.00%	0	0	0
Total Votes Cast	75	100.00%	73	2	0
Contest Totals	76		74	2	0

Nelson Township

REP GOVERNOR

Vote For 1

	TOTAL	VOTE %	Election Day	Absentee /Mail-in Ballots	Provisional
Lou Barletta	13	17.57%	13	0	0
Douglas V. Mastriano	34	45.95%	34	0	0
Nche Zama	1	1.35%	1	0	0
Dave White	5	6.76%	4	1	0
Melissa Hart	8	10.81%	8	0	0
Bill McSwain	8	10.81%	7	1	0
Charlie Gerow	3	4.05%	3	0	0
Joe Gale	0	0.00%	0	0	0
Jake Corman	2	2.70%	2	0	0
Write-In Totals	0	0.00%	0	0	0
Write-In: Josh Shapiro	0	0.00%	0	0	0
Not Assigned	0	0.00%	0	0	0
Total Votes Cast	74	100.00%	72	2	0
Contest Totals	76		74	2	0

REP LIEUTENANT GOVERNOR

Vote For 1

	TOTAL	VOTE %	Election Day	Absentee /Mail-in Ballots	Provisional
Clarice Schillinger	4	5.88%	4	0	0
James Earl Jones	8	11.76%	8	0	0
Rick Saccone	17	25.00%	17	0	0
John Brown	6	8.82%	5	1	0
Chris Frye	12	17.65%	12	0	0
Jeff Coleman	4	5.88%	3	1	0
Russ Diamond	0	0.00%	0	0	0
Carrie Lewis DelRosso	10	14.71%	10	0	0
Teddy Daniels	7	10.29%	7	0	0
Write-In Totals	0	0.00%	0	0	0
Write-In: Austin Davis	0	0.00%	0	0	0
Write-In: Brian Sims	0	0.00%	0	0	0
Not Assigned	0	0.00%	0	0	0
Total Votes Cast	68	100.00%	66	2	0
Contest Totals	76		74	2	0

Nelson Township

REP REP IN CONGRESS 15TH DIS

Vote For 1

	TOTAL	VOTE %		Election Day	Absentee /Mail-in Ballots	Provisional
Glenn GT Thompson	60	100.00%	<div style="width: 100%; height: 10px; background-color: #ffc107;"></div>	59	1	0
Write-In Totals	0	0.00%	<div style="width: 0%; height: 10px; background-color: #6c757d;"></div>	0	0	0
Not Assigned	0	0.00%	<div style="width: 0%; height: 10px; background-color: #6c757d;"></div>	0	0	0
Total Votes Cast	60	100.00%	<div style="width: 100%; height: 10px; background-color: #ffc107;"></div>	59	1	0
Contest Totals	76			74	2	0

REP REP IN THE GEN ASSEM 68TH DIS

Vote For 1

	TOTAL	VOTE %		Election Day	Absentee /Mail-in Ballots	Provisional
Clint Owlett	68	100.00%	<div style="width: 100%; height: 10px; background-color: #ffc107;"></div>	68	0	0
Write-In Totals	0	0.00%	<div style="width: 0%; height: 10px; background-color: #6c757d;"></div>	0	0	0
Not Assigned	0	0.00%	<div style="width: 0%; height: 10px; background-color: #6c757d;"></div>	0	0	0
Total Votes Cast	68	100.00%	<div style="width: 100%; height: 10px; background-color: #ffc107;"></div>	68	0	0
Contest Totals	76			74	2	0

REP MEMBER OF THE REPUBLICAN STATE COMMITTEE

Vote For 2

	TOTAL	VOTE %		Election Day	Absentee /Mail-in Ballots	Provisional
Sandy Wilson	49	46.23%	<div style="width: 46.23%; height: 10px; background-color: #ffc107;"></div>	48	1	0
Gary Wilson	45	42.45%	<div style="width: 42.45%; height: 10px; background-color: #ffc107;"></div>	43	2	0
Carol Druck	12	11.32%	<div style="width: 11.32%; height: 10px; background-color: #ffc107;"></div>	11	1	0
Write-In Totals	0	0.00%	<div style="width: 0%; height: 10px; background-color: #6c757d;"></div>	0	0	0
Not Assigned	0	0.00%	<div style="width: 0%; height: 10px; background-color: #6c757d;"></div>	0	0	0
Total Votes Cast	106	100.00%	<div style="width: 100%; height: 10px; background-color: #ffc107;"></div>	102	4	0
Contest Totals	152			148	4	0

REP REP COMM MAN Nelson Township




Vote For 1

	TOTAL	VOTE %		Election Day	Absentee /Mail-in Ballots	Provisional
Write-In Totals	6	100.00%	<div style="width: 100%; height: 10px; background-color: #ffc107;"></div>	6	0	0
Not Assigned	6	100.00%	<div style="width: 100%; height: 10px; background-color: #ffc107;"></div>	6	0	0
Total Votes Cast	6	100.00%	<div style="width: 100%; height: 10px; background-color: #ffc107;"></div>	6	0	0
Contest Totals	76			74	2	0

Nelson Township

REP REP COMM WOMAN Nelson Township

Vote For 1

	TOTAL	VOTE %		Election Day	Absentee /Mail-in Ballots	Provisional
Write-In Totals	2	100.00%		2	0	0
Not Assigned	2	100.00%		2	0	0
Total Votes Cast	2	100.00%		2	0	0
Contest Totals	76			74	2	0

Osceola Township

Statistics

	TOTAL	Election Day	Absentee /Mail-in Ballots	Provisional
Registered Voters - Total	379			
Registered Voters - Democratic	83			
Registered Voters - Republican	251			
Registered Voters - Nonpartisan	45			
Ballots Cast - Total	106	99	7	0
Ballots Cast - Democratic	22	18	4	0
Ballots Cast - Republican	84	81	3	0
Ballots Cast - Nonpartisan	0	0	0	0
Ballots Cast - Blank	0	0	0	0
Voter Turnout - Total	27.97%			
Voter Turnout - Democratic	26.51%			
Voter Turnout - Republican	33.47%			
Voter Turnout - Nonpartisan	0.00%			

DEM UNITED STATES SENATOR

Vote For 1

	TOTAL	VOTE %		Election Day	Absentee /Mail-in Ballots	Provisional
Alex Khalil	2	9.09%	<div style="width: 9.09%;"></div>	0	2	0
Conor Lamb	5	22.73%	<div style="width: 22.73%;"></div>	5	0	0
Malcolm Kenyatta	1	4.55%	<div style="width: 4.55%;"></div>	1	0	0
John Fetterman	12	54.55%	<div style="width: 54.55%;"></div>	10	2	0
Write-In Totals	2	9.09%	<div style="width: 9.09%;"></div>	2	0	0
Write-In: Kathy Barnette	0	0.00%	<div style="width: 0.00%;"></div>	0	0	0
Write-In: Mehmet Oz	0	0.00%	<div style="width: 0.00%;"></div>	0	0	0
Write-In: Dave McCormick	0	0.00%	<div style="width: 0.00%;"></div>	0	0	0
Write-In: Jeff Bartos	0	0.00%	<div style="width: 0.00%;"></div>	0	0	0
Not Assigned	2	9.09%	<div style="width: 9.09%;"></div>	2	0	0
Total Votes Cast	22	100.00%	<div style="width: 100.00%;"></div>	18	4	0
Contest Totals	22			18	4	0

DEM GOVERNOR

Vote For 1

	TOTAL	VOTE %		Election Day	Absentee /Mail-in Ballots	Provisional
Josh Shapiro	15	83.33%	<div style="width: 83.33%;"></div>	13	2	0
Write-In Totals	3	16.67%	<div style="width: 16.67%;"></div>	3	0	0
Write-In: Lou Barletta	1	5.56%	<div style="width: 5.56%;"></div>	1	0	0
Write-In: Dave White	0	0.00%	<div style="width: 0.00%;"></div>	0	0	0
Write-In: Nche Zama	0	0.00%	<div style="width: 0.00%;"></div>	0	0	0
Write-In: Melissa Hart	0	0.00%	<div style="width: 0.00%;"></div>	0	0	0
Write-In: Douglas V. Mastriano	0	0.00%	<div style="width: 0.00%;"></div>	0	0	0
Not Assigned	2	11.11%	<div style="width: 11.11%;"></div>	2	0	0
Total Votes Cast	18	100.00%	<div style="width: 100.00%;"></div>	16	2	0
Contest Totals	22			18	4	0

Osceola Township

DEM LIEUTENANT GOVERNOR

Vote For 1

	TOTAL	VOTE %		Election Day	Absentee /Mail-in Ballots	Provisional
Austin Davis	9	47.37%	<div style="width: 47.37%; background-color: #ffc107;"></div>	8	1	0
Ray Sosa	6	31.58%	<div style="width: 31.58%; background-color: #ffc107;"></div>	4	2	0
Brian Sims	3	15.79%	<div style="width: 15.79%; background-color: #ffc107;"></div>	2	1	0
Write-In Totals	1	5.26%	<div style="width: 5.26%; background-color: #ffc107;"></div>	1	0	0
Write-In: Jeff Coleman	0	0.00%	<div style="width: 0.00%; background-color: #ffc107;"></div>	0	0	0
Write-In: Carrie Lewis DelRosso	0	0.00%	<div style="width: 0.00%; background-color: #ffc107;"></div>	0	0	0
Write-In: Teddy Daniels	0	0.00%	<div style="width: 0.00%; background-color: #ffc107;"></div>	0	0	0
Write-In: James Earl Jones	0	0.00%	<div style="width: 0.00%; background-color: #ffc107;"></div>	0	0	0
Write-In: Rick Saccone	0	0.00%	<div style="width: 0.00%; background-color: #ffc107;"></div>	0	0	0
Write-In: Chris Frye	0	0.00%	<div style="width: 0.00%; background-color: #ffc107;"></div>	0	0	0
Write-In: John Brown	0	0.00%	<div style="width: 0.00%; background-color: #ffc107;"></div>	0	0	0
Write-In: Clarice Schillinger	0	0.00%	<div style="width: 0.00%; background-color: #ffc107;"></div>	0	0	0
Write-In: Russ Diamond	0	0.00%	<div style="width: 0.00%; background-color: #ffc107;"></div>	0	0	0
Not Assigned	1	5.26%	<div style="width: 5.26%; background-color: #ffc107;"></div>	1	0	0
Total Votes Cast	19	100.00%	<div style="width: 100.00%; background-color: #ffc107;"></div>	15	4	0
Contest Totals	22			18	4	0

DEM REP IN CONGRESS 15TH DIS

Vote For 1

	TOTAL	VOTE %		Election Day	Absentee /Mail-in Ballots	Provisional
Write-In Totals	4	100.00%	<div style="width: 100.00%; background-color: #ffc107;"></div>	4	0	0
Write-In: Ronnie Ray Jenkins	2	50.00%	<div style="width: 50.00%; background-color: #ffc107;"></div>	2	0	0
Write-In: Glenn GT Thompson	2	50.00%	<div style="width: 50.00%; background-color: #ffc107;"></div>	2	0	0
Write-In: Mike Molesevich	0	0.00%	<div style="width: 0.00%; background-color: #ffc107;"></div>	0	0	0
Not Assigned	0	0.00%	<div style="width: 0.00%; background-color: #ffc107;"></div>	0	0	0
Total Votes Cast	4	100.00%	<div style="width: 100.00%; background-color: #ffc107;"></div>	4	0	0
Contest Totals	22			18	4	0

DEM REP IN THE GEN ASSEM 68TH DIS

Vote For 1

	TOTAL	VOTE %		Election Day	Absentee /Mail-in Ballots	Provisional
Write-In Totals	1	100.00%	<div style="width: 100.00%; background-color: #ffc107;"></div>	1	0	0
Write-In: Clint Owlett	1	100.00%	<div style="width: 100.00%; background-color: #ffc107;"></div>	1	0	0
Write-In: Carrie Heath	0	0.00%	<div style="width: 0.00%; background-color: #ffc107;"></div>	0	0	0
Not Assigned	0	0.00%	<div style="width: 0.00%; background-color: #ffc107;"></div>	0	0	0
Total Votes Cast	1	100.00%	<div style="width: 100.00%; background-color: #ffc107;"></div>	1	0	0
Contest Totals	22			18	4	0

Osceola Township

DEM MEMBER DEM STATE COMM 59TH DIST

Vote For 1

	TOTAL	VOTE %		Election Day	Absentee /Mail-in Ballots	Provisional
Write-In Totals	1	100.00%	<div style="width: 100%; height: 10px; background-color: #ffc107;"></div>	1	0	0
Write-In: Gary Wilson	1	100.00%	<div style="width: 100%; height: 10px; background-color: #ffc107;"></div>	1	0	0
Write-In: Gabe Hakvagg	0	0.00%	<div style="width: 0%; height: 10px; background-color: #6c757d;"></div>	0	0	0
Write-In: Carrie Heath	0	0.00%	<div style="width: 0%; height: 10px; background-color: #6c757d;"></div>	0	0	0
Write-In: Sandy Wilson	0	0.00%	<div style="width: 0%; height: 10px; background-color: #6c757d;"></div>	0	0	0
Write-In: Non Registered Candidate	0	0.00%	<div style="width: 0%; height: 10px; background-color: #6c757d;"></div>	0	0	0
Write-In: Carol Druck	0	0.00%	<div style="width: 0%; height: 10px; background-color: #6c757d;"></div>	0	0	0
Not Assigned	0	0.00%	<div style="width: 0%; height: 10px; background-color: #6c757d;"></div>	0	0	0
Total Votes Cast	1	100.00%	<div style="width: 100%; height: 10px; background-color: #ffc107;"></div>	1	0	0
Contest Totals	22			18	4	0

DEM DEM COMM Osceola Township

Vote For 2

	TOTAL	VOTE %		Election Day	Absentee /Mail-in Ballots	Provisional
Write-In Totals	0		<div style="width: 0%; height: 10px; background-color: #6c757d;"></div>	0	0	0
Not Assigned	0		<div style="width: 0%; height: 10px; background-color: #6c757d;"></div>	0	0	0
Total Votes Cast	0		<div style="width: 0%; height: 10px; background-color: #6c757d;"></div>	0	0	0
Contest Totals	44			36	8	0

REP UNITED STATES SENATOR

Vote For 1

	TOTAL	VOTE %		Election Day	Absentee /Mail-in Ballots	Provisional
Kathy Barnette	27	32.14%	<div style="width: 32.14%; height: 10px; background-color: #ffc107;"></div>	25	2	0
Mehmet Oz	18	21.43%	<div style="width: 21.43%; height: 10px; background-color: #ffc107;"></div>	17	1	0
George Bochetto	2	2.38%	<div style="width: 2.38%; height: 10px; background-color: #ffc107;"></div>	2	0	0
Jeff Bartos	3	3.57%	<div style="width: 3.57%; height: 10px; background-color: #ffc107;"></div>	3	0	0
Dave McCormick	27	32.14%	<div style="width: 32.14%; height: 10px; background-color: #ffc107;"></div>	27	0	0
Sean Gale	0	0.00%	<div style="width: 0%; height: 10px; background-color: #6c757d;"></div>	0	0	0
Carla Sands	7	8.33%	<div style="width: 8.33%; height: 10px; background-color: #ffc107;"></div>	7	0	0
Write-In Totals	0	0.00%	<div style="width: 0%; height: 10px; background-color: #6c757d;"></div>	0	0	0
Write-In: John Fetterman	0	0.00%	<div style="width: 0%; height: 10px; background-color: #6c757d;"></div>	0	0	0
Not Assigned	0	0.00%	<div style="width: 0%; height: 10px; background-color: #6c757d;"></div>	0	0	0
Total Votes Cast	84	100.00%	<div style="width: 100%; height: 10px; background-color: #ffc107;"></div>	81	3	0
Contest Totals	84			81	3	0

Osceola Township

REP GOVERNOR

Vote For 1

	TOTAL	VOTE %	Election Day	Absentee /Mail-in Ballots	Provisional
Lou Barletta	12	14.63%	10	2	0
Douglas V. Mastriano	42	51.22%	42	0	0
Nche Zama	1	1.22%	1	0	0
Dave White	5	6.10%	5	0	0
Melissa Hart	3	3.66%	3	0	0
Bill McSwain	12	14.63%	11	1	0
Charlie Gerow	3	3.66%	3	0	0
Joe Gale	1	1.22%	1	0	0
Jake Corman	3	3.66%	3	0	0
Write-In Totals	0	0.00%	0	0	0
Write-In: Josh Shapiro	0	0.00%	0	0	0
Not Assigned	0	0.00%	0	0	0
Total Votes Cast	82	100.00%	79	3	0
Contest Totals	84		81	3	0

REP LIEUTENANT GOVERNOR

Vote For 1

	TOTAL	VOTE %	Election Day	Absentee /Mail-in Ballots	Provisional
Clarice Schillinger	8	10.53%	5	3	0
James Earl Jones	11	14.47%	11	0	0
Rick Saccone	15	19.74%	15	0	0
John Brown	7	9.21%	7	0	0
Chris Frye	4	5.26%	4	0	0
Jeff Coleman	15	19.74%	15	0	0
Russ Diamond	1	1.32%	1	0	0
Carrie Lewis DelRosso	8	10.53%	8	0	0
Teddy Daniels	7	9.21%	7	0	0
Write-In Totals	0	0.00%	0	0	0
Write-In: Austin Davis	0	0.00%	0	0	0
Write-In: Brian Sims	0	0.00%	0	0	0
Not Assigned	0	0.00%	0	0	0
Total Votes Cast	76	100.00%	73	3	0
Contest Totals	84		81	3	0

Osceola Township

REP REP IN CONGRESS 15TH DIS

Vote For 1

	TOTAL	VOTE %		Election Day	Absentee /Mail-in Ballots	Provisional
Glenn GT Thompson	66	100.00%	<div style="width: 100%; height: 10px; background-color: #f0e68c;"></div>	63	3	0
Write-In Totals	0	0.00%	<div style="width: 0%; height: 10px; background-color: #d3d3d3;"></div>	0	0	0
Not Assigned	0	0.00%	<div style="width: 0%; height: 10px; background-color: #d3d3d3;"></div>	0	0	0
Total Votes Cast	66	100.00%	<div style="width: 100%; height: 10px; background-color: #f0e68c;"></div>	63	3	0
Contest Totals	84			81	3	0

REP REP IN THE GEN ASSEM 68TH DIS

Vote For 1

	TOTAL	VOTE %		Election Day	Absentee /Mail-in Ballots	Provisional
Clint Owlett	78	98.73%	<div style="width: 98.73%; height: 10px; background-color: #f0e68c;"></div>	75	3	0
Write-In Totals	1	1.27%	<div style="width: 1.27%; height: 10px; background-color: #d3d3d3;"></div>	1	0	0
Not Assigned	1	1.27%	<div style="width: 1.27%; height: 10px; background-color: #d3d3d3;"></div>	1	0	0
Total Votes Cast	79	100.00%	<div style="width: 100%; height: 10px; background-color: #f0e68c;"></div>	76	3	0
Contest Totals	84			81	3	0

REP MEMBER OF THE REPUBLICAN STATE COMMITTEE

Vote For 2

	TOTAL	VOTE %		Election Day	Absentee /Mail-in Ballots	Provisional
Sandy Wilson	48	40.68%	<div style="width: 40.68%; height: 10px; background-color: #f0e68c;"></div>	45	3	0
Gary Wilson	46	38.98%	<div style="width: 38.98%; height: 10px; background-color: #f0e68c;"></div>	45	1	0
Carol Druck	24	20.34%	<div style="width: 20.34%; height: 10px; background-color: #f0e68c;"></div>	22	2	0
Write-In Totals	0	0.00%	<div style="width: 0%; height: 10px; background-color: #d3d3d3;"></div>	0	0	0
Not Assigned	0	0.00%	<div style="width: 0%; height: 10px; background-color: #d3d3d3;"></div>	0	0	0
Total Votes Cast	118	100.00%	<div style="width: 100%; height: 10px; background-color: #f0e68c;"></div>	112	6	0
Contest Totals	168			162	6	0

REP REP COMM MAN Osceola Township

Vote For 1

	TOTAL	VOTE %		Election Day	Absentee /Mail-in Ballots	Provisional
Write-In Totals	2	100.00%	<div style="width: 100%; height: 10px; background-color: #f0e68c;"></div>	2	0	0
Not Assigned	2	100.00%	<div style="width: 100%; height: 10px; background-color: #f0e68c;"></div>	2	0	0
Total Votes Cast	2	100.00%	<div style="width: 100%; height: 10px; background-color: #f0e68c;"></div>	2	0	0
Contest Totals	84			81	3	0

Osceola Township

REP REP COMM WOMAN Osceola Township

Vote For 1

	TOTAL	VOTE %		Election Day	Absentee /Mail-in Ballots	Provisional
Write-In Totals	1	100.00%	<div style="width: 100%; height: 10px; background-color: #f0e68c;"></div>	1	0	0
Not Assigned	1	100.00%	<div style="width: 100%; height: 10px; background-color: #f0e68c;"></div>	1	0	0
Total Votes Cast	1	100.00%	<div style="width: 100%; height: 10px; background-color: #f0e68c;"></div>	1	0	0
Contest Totals	84			81	3	0

Putnam Township

Statistics

	TOTAL	Election Day	Absentee /Mail-in Ballots	Provisional
Registered Voters - Total	246			
Registered Voters - Democratic	55			
Registered Voters - Republican	168			
Registered Voters - Nonpartisan	23			
Ballots Cast - Total	101	96	5	0
Ballots Cast - Democratic	23	20	3	0
Ballots Cast - Republican	78	76	2	0
Ballots Cast - Nonpartisan	0	0	0	0
Ballots Cast - Blank	0	0	0	0
Voter Turnout - Total	41.06%			
Voter Turnout - Democratic	41.82%			
Voter Turnout - Republican	46.43%			
Voter Turnout - Nonpartisan	0.00%			

DEM UNITED STATES SENATOR

Vote For 1

	TOTAL	VOTE %	Election Day	Absentee /Mail-in Ballots	Provisional
Alex Khalil	3	13.04%	1	2	0
Conor Lamb	5	21.74%	5	0	0
Malcolm Kenyatta	1	4.35%	1	0	0
John Fetterman	14	60.87%	13	1	0
Write-In Totals	0	0.00%	0	0	0
Write-In: Kathy Barnette	0	0.00%	0	0	0
Write-In: Mehmet Oz	0	0.00%	0	0	0
Write-In: Dave McCormick	0	0.00%	0	0	0
Write-In: Jeff Bartos	0	0.00%	0	0	0
Not Assigned	0	0.00%	0	0	0
Total Votes Cast	23	100.00%	20	3	0
Contest Totals	23		20	3	0

DEM GOVERNOR

Vote For 1

	TOTAL	VOTE %	Election Day	Absentee /Mail-in Ballots	Provisional
Josh Shapiro	23	100.00%	20	3	0
Write-In Totals	0	0.00%	0	0	0
Write-In: Dave White	0	0.00%	0	0	0
Write-In: Lou Barletta	0	0.00%	0	0	0
Write-In: Nche Zama	0	0.00%	0	0	0
Write-In: Melissa Hart	0	0.00%	0	0	0
Write-In: Douglas V. Mastriano	0	0.00%	0	0	0
Not Assigned	0	0.00%	0	0	0
Total Votes Cast	23	100.00%	20	3	0
Contest Totals	23		20	3	0

Putnam Township

DEM LIEUTENANT GOVERNOR

Vote For 1

	TOTAL	VOTE %	Election Day	Absentee /Mail-in Ballots	Provisional
Austin Davis	9	39.13%	7	2	0
Ray Sosa	4	17.39%	4	0	0
Brian Sims	10	43.48%	9	1	0
Write-In Totals	0	0.00%	0	0	0
Write-In: Jeff Coleman	0	0.00%	0	0	0
Write-In: Carrie Lewis DelRosso	0	0.00%	0	0	0
Write-In: Teddy Daniels	0	0.00%	0	0	0
Write-In: James Earl Jones	0	0.00%	0	0	0
Write-In: Rick Saccone	0	0.00%	0	0	0
Write-In: Chris Frye	0	0.00%	0	0	0
Write-In: John Brown	0	0.00%	0	0	0
Write-In: Clarice Schillinger	0	0.00%	0	0	0
Write-In: Russ Diamond	0	0.00%	0	0	0
Not Assigned	0	0.00%	0	0	0
Total Votes Cast	23	100.00%	20	3	0
Contest Totals	23		20	3	0

DEM REP IN CONGRESS 15TH DIS

Vote For 1

	TOTAL	VOTE %	Election Day	Absentee /Mail-in Ballots	Provisional
Write-In Totals	3	100.00%	3	0	0
Write-In: Mike Molesevich	3	100.00%	3	0	0
Write-In: Ronnie Ray Jenkins	0	0.00%	0	0	0
Write-In: Glenn GT Thompson	0	0.00%	0	0	0
Not Assigned	0	0.00%	0	0	0
Total Votes Cast	3	100.00%	3	0	0
Contest Totals	23		20	3	0

DEM REP IN THE GEN ASSEM 68TH DIS

Vote For 1

	TOTAL	VOTE %	Election Day	Absentee /Mail-in Ballots	Provisional
Write-In Totals	1	100.00%	1	0	0
Write-In: Carrie Heath	1	100.00%	1	0	0
Write-In: Clint Owlett	0	0.00%	0	0	0
Not Assigned	0	0.00%	0	0	0
Total Votes Cast	1	100.00%	1	0	0
Contest Totals	23		20	3	0

Putnam Township

DEM MEMBER DEM STATE COMM 59TH DIST

Vote For 1

	TOTAL	VOTE %		Election Day	Absentee /Mail-in Ballots	Provisional
Write-In Totals	1	100.00%	<div style="width: 100%; height: 10px; background-color: #ffc107;"></div>	1	0	0
Write-In: Gabe Hakvagg	0	0.00%	<div style="width: 0%; height: 10px; background-color: #6c757d;"></div>	0	0	0
Write-In: Carrie Heath	0	0.00%	<div style="width: 0%; height: 10px; background-color: #6c757d;"></div>	0	0	0
Write-In: Sandy Wilson	0	0.00%	<div style="width: 0%; height: 10px; background-color: #6c757d;"></div>	0	0	0
Write-In: Non Registered Candidate	0	0.00%	<div style="width: 0%; height: 10px; background-color: #6c757d;"></div>	0	0	0
Write-In: Carol Druck	0	0.00%	<div style="width: 0%; height: 10px; background-color: #6c757d;"></div>	0	0	0
Write-In: Gary Wilson	0	0.00%	<div style="width: 0%; height: 10px; background-color: #6c757d;"></div>	0	0	0
Not Assigned	1	100.00%	<div style="width: 100%; height: 10px; background-color: #ffc107;"></div>	1	0	0
Total Votes Cast	1	100.00%	<div style="width: 100%; height: 10px; background-color: #ffc107;"></div>	1	0	0
Contest Totals	23			20	3	0

DEM DEM COMM Putnam Township

Vote For 2

	TOTAL	VOTE %		Election Day	Absentee /Mail-in Ballots	Provisional
Write-In Totals	3	100.00%	<div style="width: 100%; height: 10px; background-color: #ffc107;"></div>	3	0	0
Not Assigned	3	100.00%	<div style="width: 100%; height: 10px; background-color: #ffc107;"></div>	3	0	0
Total Votes Cast	3	100.00%	<div style="width: 100%; height: 10px; background-color: #ffc107;"></div>	3	0	0
Contest Totals	46			40	6	0

REP UNITED STATES SENATOR

Vote For 1

	TOTAL	VOTE %		Election Day	Absentee /Mail-in Ballots	Provisional
Kathy Barnette	17	23.61%	<div style="width: 23.61%; height: 10px; background-color: #ffc107;"></div>	17	0	0
Mehmet Oz	27	37.50%	<div style="width: 37.50%; height: 10px; background-color: #ffc107;"></div>	27	0	0
George Bochetto	1	1.39%	<div style="width: 1.39%; height: 10px; background-color: #ffc107;"></div>	1	0	0
Jeff Bartos	2	2.78%	<div style="width: 2.78%; height: 10px; background-color: #ffc107;"></div>	2	0	0
Dave McCormick	20	27.78%	<div style="width: 27.78%; height: 10px; background-color: #ffc107;"></div>	19	1	0
Sean Gale	3	4.17%	<div style="width: 4.17%; height: 10px; background-color: #ffc107;"></div>	3	0	0
Carla Sands	2	2.78%	<div style="width: 2.78%; height: 10px; background-color: #ffc107;"></div>	2	0	0
Write-In Totals	0	0.00%	<div style="width: 0%; height: 10px; background-color: #6c757d;"></div>	0	0	0
Write-In: John Fetterman	0	0.00%	<div style="width: 0%; height: 10px; background-color: #6c757d;"></div>	0	0	0
Not Assigned	0	0.00%	<div style="width: 0%; height: 10px; background-color: #6c757d;"></div>	0	0	0
Total Votes Cast	72	100.00%	<div style="width: 100%; height: 10px; background-color: #ffc107;"></div>	71	1	0
Contest Totals	78			76	2	0

Putnam Township

REP GOVERNOR

Vote For 1

	TOTAL	VOTE %	Election Day	Absentee /Mail-in Ballots	Provisional
Lou Barletta	7	9.33%	7	0	0
Douglas V. Mastriano	42	56.00%	41	1	0
Nche Zama	2	2.67%	2	0	0
Dave White	12	16.00%	12	0	0
Melissa Hart	3	4.00%	3	0	0
Bill McSwain	6	8.00%	6	0	0
Charlie Gerow	1	1.33%	1	0	0
Joe Gale	1	1.33%	1	0	0
Jake Corman	0	0.00%	0	0	0
Write-In Totals	1	1.33%	1	0	0
Write-In: Josh Shapiro	1	1.33%	1	0	0
Not Assigned	0	0.00%	0	0	0
Total Votes Cast	75	100.00%	74	1	0
Contest Totals	78		76	2	0

REP LIEUTENANT GOVERNOR

Vote For 1

	TOTAL	VOTE %	Election Day	Absentee /Mail-in Ballots	Provisional
Clarice Schillinger	9	14.52%	9	0	0
James Earl Jones	10	16.13%	10	0	0
Rick Saccone	4	6.45%	4	0	0
John Brown	7	11.29%	7	0	0
Chris Frye	6	9.68%	6	0	0
Jeff Coleman	3	4.84%	3	0	0
Russ Diamond	4	6.45%	3	1	0
Carrie Lewis DelRosso	9	14.52%	9	0	0
Teddy Daniels	9	14.52%	9	0	0
Write-In Totals	1	1.61%	1	0	0
Write-In: Austin Davis	0	0.00%	0	0	0
Write-In: Brian Sims	0	0.00%	0	0	0
Not Assigned	1	1.61%	1	0	0
Total Votes Cast	62	100.00%	61	1	0
Contest Totals	78		76	2	0

Putnam Township

REP REP IN CONGRESS 15TH DIS

Vote For 1

	TOTAL	VOTE %		Election Day	Absentee /Mail-in Ballots	Provisional
Glenn GT Thompson	56	98.25%	<div style="width: 98.25%;"><div style="width: 98.25%;"></div></div>	55	1	0
Write-In Totals	1	1.75%	<div style="width: 1.75%;"><div style="width: 1.75%;"></div></div>	1	0	0
Not Assigned	1	1.75%	<div style="width: 1.75%;"><div style="width: 1.75%;"></div></div>	1	0	0
Total Votes Cast	57	100.00%	<div style="width: 100.00%;"><div style="width: 100.00%;"></div></div>	56	1	0
Contest Totals	78			76	2	0

REP REP IN THE GEN ASSEM 68TH DIS

Vote For 1

	TOTAL	VOTE %		Election Day	Absentee /Mail-in Ballots	Provisional
Clint Owlett	74	100.00%	<div style="width: 100.00%;"><div style="width: 100.00%;"></div></div>	72	2	0
Write-In Totals	0	0.00%	<div style="width: 0.00%;"><div style="width: 0.00%;"></div></div>	0	0	0
Not Assigned	0	0.00%	<div style="width: 0.00%;"><div style="width: 0.00%;"></div></div>	0	0	0
Total Votes Cast	74	100.00%	<div style="width: 100.00%;"><div style="width: 100.00%;"></div></div>	72	2	0
Contest Totals	78			76	2	0

REP MEMBER OF THE REPUBLICAN STATE COMMITTEE

Vote For 2

	TOTAL	VOTE %		Election Day	Absentee /Mail-in Ballots	Provisional
Sandy Wilson	46	46.00%	<div style="width: 46.00%;"><div style="width: 46.00%;"></div></div>	46	0	0
Gary Wilson	39	39.00%	<div style="width: 39.00%;"><div style="width: 39.00%;"></div></div>	38	1	0
Carol Druck	14	14.00%	<div style="width: 14.00%;"><div style="width: 14.00%;"></div></div>	14	0	0
Write-In Totals	1	1.00%	<div style="width: 1.00%;"><div style="width: 1.00%;"></div></div>	1	0	0
Not Assigned	1	1.00%	<div style="width: 1.00%;"><div style="width: 1.00%;"></div></div>	1	0	0
Total Votes Cast	100	100.00%	<div style="width: 100.00%;"><div style="width: 100.00%;"></div></div>	99	1	0
Contest Totals	156			152	4	0

REP REP COMM MAN Putnam Township




Vote For 1

	TOTAL	VOTE %		Election Day	Absentee /Mail-in Ballots	Provisional
Write-In Totals	4	100.00%	<div style="width: 100.00%;"><div style="width: 100.00%;"></div></div>	4	0	0
Not Assigned	4	100.00%	<div style="width: 100.00%;"><div style="width: 100.00%;"></div></div>	4	0	0
Total Votes Cast	4	100.00%	<div style="width: 100.00%;"><div style="width: 100.00%;"></div></div>	4	0	0
Contest Totals	78			76	2	0

Putnam Township

REP REP COMM WOMAN Putnam Township

Vote For 1

	TOTAL	VOTE %		Election Day	Absentee /Mail-in Ballots	Provisional
Write-In Totals	1	100.00%		1	0	0
Not Assigned	1	100.00%		1	0	0
Total Votes Cast	1	100.00%		1	0	0
Contest Totals	78			76	2	0

Richmond Township

Statistics	TOTAL	Election Day	Absentee /Mail-in Ballots	Provisional
Registered Voters - Total	1,504			
Registered Voters - Democratic	299			
Registered Voters - Republican	1,020			
Registered Voters - Nonpartisan	185			
Ballots Cast - Total	558	471	86	1
Ballots Cast - Democratic	114	66	47	1
Ballots Cast - Republican	444	405	39	0
Ballots Cast - Nonpartisan	0	0	0	0
Ballots Cast - Blank	0	0	0	0
Voter Turnout - Total	37.10%			
Voter Turnout - Democratic	38.13%			
Voter Turnout - Republican	43.53%			
Voter Turnout - Nonpartisan	0.00%			

DEM UNITED STATES SENATOR

Vote For 1

	TOTAL	VOTE %	Election Day	Absentee /Mail-in Ballots	Provisional
Alex Khalil	6	5.36%	2	4	0
Conor Lamb	13	11.61%	9	4	0
Malcolm Kenyatta	2	1.79%	1	1	0
John Fetterman	87	77.68%	50	37	0
Write-In Totals	4	3.57%	3	1	0
Write-In: Dave McCormick	2	1.79%	2	0	0
Write-In: Mehmet Oz	1	0.89%	0	1	0
Write-In: Kathy Barnette	0	0.00%	0	0	0
Write-In: Jeff Bartos	0	0.00%	0	0	0
Not Assigned	1	0.89%	1	0	0
Total Votes Cast	112	100.00%	65	47	0
Contest Totals	114		66	47	1

DEM GOVERNOR

Vote For 1

	TOTAL	VOTE %	Election Day	Absentee /Mail-in Ballots	Provisional
Josh Shapiro	101	96.19%	56	45	0
Write-In Totals	4	3.81%	3	1	0
Write-In: Lou Barletta	2	1.90%	2	0	0
Write-In: Nche Zama	1	0.95%	0	1	0
Write-In: Douglas V. Mastriano	1	0.95%	1	0	0
Write-In: Dave White	0	0.00%	0	0	0
Write-In: Melissa Hart	0	0.00%	0	0	0
Not Assigned	0	0.00%	0	0	0
Total Votes Cast	105	100.00%	59	46	0
Contest Totals	114		66	47	1

Richmond Township

DEM LIEUTENANT GOVERNOR

Vote For 1

	TOTAL	VOTE %		Election Day	Absentee /Mail-in Ballots	Provisional
Austin Davis	47	43.52%	<div style="width: 43.52%;"><div style="width: 43.52%;"></div></div>	24	23	0
Ray Sosa	22	20.37%	<div style="width: 20.37%;"><div style="width: 20.37%;"></div></div>	15	6	1
Brian Sims	36	33.33%	<div style="width: 33.33%;"><div style="width: 33.33%;"></div></div>	19	17	0
Write-In Totals	3	2.78%	<div style="width: 2.78%;"><div style="width: 2.78%;"></div></div>	2	1	0
Write-In: James Earl Jones	2	1.85%	<div style="width: 1.85%;"><div style="width: 1.85%;"></div></div>	1	1	0
Write-In: Jeff Coleman	1	0.93%	<div style="width: 0.93%;"><div style="width: 0.93%;"></div></div>	1	0	0
Write-In: Carrie Lewis DelRosso	0	0.00%	<div style="width: 0.00%;"><div style="width: 0.00%;"></div></div>	0	0	0
Write-In: Teddy Daniels	0	0.00%	<div style="width: 0.00%;"><div style="width: 0.00%;"></div></div>	0	0	0
Write-In: Rick Saccone	0	0.00%	<div style="width: 0.00%;"><div style="width: 0.00%;"></div></div>	0	0	0
Write-In: Chris Frye	0	0.00%	<div style="width: 0.00%;"><div style="width: 0.00%;"></div></div>	0	0	0
Write-In: John Brown	0	0.00%	<div style="width: 0.00%;"><div style="width: 0.00%;"></div></div>	0	0	0
Write-In: Clarice Schillinger	0	0.00%	<div style="width: 0.00%;"><div style="width: 0.00%;"></div></div>	0	0	0
Write-In: Russ Diamond	0	0.00%	<div style="width: 0.00%;"><div style="width: 0.00%;"></div></div>	0	0	0
Not Assigned	0	0.00%	<div style="width: 0.00%;"><div style="width: 0.00%;"></div></div>	0	0	0
Total Votes Cast	108	100.00%	<div style="width: 100.00%;"><div style="width: 100.00%;"></div></div>	60	47	1
Contest Totals	114			66	47	1

DEM REP IN CONGRESS 15TH DIS

Vote For 1

	TOTAL	VOTE %		Election Day	Absentee /Mail-in Ballots	Provisional
Write-In Totals	6	100.00%	<div style="width: 100.00%;"><div style="width: 100.00%;"></div></div>	5	1	0
Write-In: Mike Molesevich	3	50.00%	<div style="width: 50.00%;"><div style="width: 50.00%;"></div></div>	3	0	0
Write-In: Glenn GT Thompson	2	33.33%	<div style="width: 33.33%;"><div style="width: 33.33%;"></div></div>	1	1	0
Write-In: Ronnie Ray Jenkins	0	0.00%	<div style="width: 0.00%;"><div style="width: 0.00%;"></div></div>	0	0	0
Not Assigned	1	16.67%	<div style="width: 16.67%;"><div style="width: 16.67%;"></div></div>	1	0	0
Total Votes Cast	6	100.00%	<div style="width: 100.00%;"><div style="width: 100.00%;"></div></div>	5	1	0
Contest Totals	114			66	47	1

DEM REP IN THE GEN ASSEM 68TH DIS

Vote For 1

	TOTAL	VOTE %		Election Day	Absentee /Mail-in Ballots	Provisional
Write-In Totals	6	100.00%	<div style="width: 100.00%;"><div style="width: 100.00%;"></div></div>	5	1	0
Write-In: Clint Owlett	4	66.67%	<div style="width: 66.67%;"><div style="width: 66.67%;"></div></div>	3	1	0
Write-In: Carrie Heath	1	16.67%	<div style="width: 16.67%;"><div style="width: 16.67%;"></div></div>	1	0	0
Not Assigned	1	16.67%	<div style="width: 16.67%;"><div style="width: 16.67%;"></div></div>	1	0	0
Total Votes Cast	6	100.00%	<div style="width: 100.00%;"><div style="width: 100.00%;"></div></div>	5	1	0
Contest Totals	114			66	47	1

Richmond Township

DEM MEMBER DEM STATE COMM 59TH DIST

Vote For 1

	TOTAL	VOTE %	Election Day	Absentee /Mail-in Ballots	Provisional
Write-In Totals	3	100.00%	2	1	0
Write-In: Carrie Heath	1	33.33%	1	0	0
Write-In: Gabe Hakvagg	0	0.00%	0	0	0
Write-In: Sandy Wilson	0	0.00%	0	0	0
Write-In: Non Registered Candidate	0	0.00%	0	0	0
Write-In: Carol Druck	0	0.00%	0	0	0
Write-In: Gary Wilson	0	0.00%	0	0	0
Not Assigned	2	66.67%	1	1	0
Total Votes Cast	3	100.00%	2	1	0
Contest Totals	114		66	47	1

DEM DEM COMM Richmond Township

Vote For 2

	TOTAL	VOTE %	Election Day	Absentee /Mail-in Ballots	Provisional
Write-In Totals	8	100.00%	8	0	0
Not Assigned	8	100.00%	8	0	0
Total Votes Cast	8	100.00%	8	0	0
Contest Totals	228		132	94	2

REP UNITED STATES SENATOR

Vote For 1

	TOTAL	VOTE %	Election Day	Absentee /Mail-in Ballots	Provisional
Kathy Barnette	101	23.06%	95	6	0
Mehmet Oz	109	24.89%	105	4	0
George Bochetto	5	1.14%	4	1	0
Jeff Bartos	17	3.88%	14	3	0
Dave McCormick	150	34.25%	132	18	0
Sean Gale	5	1.14%	5	0	0
Carla Sands	51	11.64%	46	5	0
Write-In Totals	0	0.00%	0	0	0
Write-In: John Fetterman	0	0.00%	0	0	0
Not Assigned	0	0.00%	0	0	0
Total Votes Cast	438	100.00%	401	37	0
Contest Totals	444		405	39	0

Richmond Township

REP GOVERNOR

Vote For 1

	TOTAL	VOTE %	Election Day	Absentee /Mail-in Ballots	Provisional
Lou Barletta	43	9.82%	35	8	0
Douglas V. Mastriano	283	64.61%	275	8	0
Nche Zama	4	0.91%	4	0	0
Dave White	48	10.96%	41	7	0
Melissa Hart	13	2.97%	11	2	0
Bill McSwain	30	6.85%	22	8	0
Charlie Gerow	5	1.14%	4	1	0
Joe Gale	1	0.23%	1	0	0
Jake Corman	9	2.05%	7	2	0
Write-In Totals	2	0.46%	1	1	0
Write-In: Josh Shapiro	0	0.00%	0	0	0
Not Assigned	2	0.46%	1	1	0
Total Votes Cast	438	100.00%	401	37	0
Contest Totals	444		405	39	0

REP LIEUTENANT GOVERNOR

Vote For 1

	TOTAL	VOTE %	Election Day	Absentee /Mail-in Ballots	Provisional
Clarice Schillinger	45	11.22%	40	5	0
James Earl Jones	44	10.97%	40	4	0
Rick Saccone	46	11.47%	41	5	0
John Brown	30	7.48%	28	2	0
Chris Frye	23	5.74%	19	4	0
Jeff Coleman	57	14.21%	51	6	0
Russ Diamond	10	2.49%	9	1	0
Carrie Lewis DelRosso	54	13.47%	49	5	0
Teddy Daniels	92	22.94%	90	2	0
Write-In Totals	0	0.00%	0	0	0
Write-In: Austin Davis	0	0.00%	0	0	0
Write-In: Brian Sims	0	0.00%	0	0	0
Not Assigned	0	0.00%	0	0	0
Total Votes Cast	401	100.00%	367	34	0
Contest Totals	444		405	39	0

Richmond Township

REP REP IN CONGRESS 15TH DIS

Vote For 1

	TOTAL	VOTE %	Election Day	Absentee /Mail-in Ballots	Provisional
Glenn GT Thompson	346	98.30%	316	30	0
Write-In Totals	6	1.70%	6	0	0
Not Assigned	6	1.70%	6	0	0
Total Votes Cast	352	100.00%	322	30	0
Contest Totals	444		405	39	0

REP REP IN THE GEN ASSEM 68TH DIS

Vote For 1

	TOTAL	VOTE %	Election Day	Absentee /Mail-in Ballots	Provisional
Clint Owlett	410	99.51%	372	38	0
Write-In Totals	2	0.49%	2	0	0
Not Assigned	2	0.49%	2	0	0
Total Votes Cast	412	100.00%	374	38	0
Contest Totals	444		405	39	0

REP MEMBER OF THE REPUBLICAN STATE COMMITTEE

Vote For 2

	TOTAL	VOTE %	Election Day	Absentee /Mail-in Ballots	Provisional
Sandy Wilson	238	38.02%	215	23	0
Gary Wilson	257	41.05%	230	27	0
Carol Druck	122	19.49%	114	8	0
Write-In Totals	9	1.44%	9	0	0
Not Assigned	9	1.44%	9	0	0
Total Votes Cast	626	100.00%	568	58	0
Contest Totals	888		810	78	0

REP REP COMM MAN Richmond Township





Vote For 1

	TOTAL	VOTE %	Election Day	Absentee /Mail-in Ballots	Provisional
Write-In Totals	73	100.00%	68	5	0
Write-In: Charles Caswell	37	50.68%	37	0	0
Not Assigned	36	49.32%	31	5	0
Total Votes Cast	73	100.00%	68	5	0
Contest Totals	444		405	39	0

Richmond Township

REP REP COMM WOMAN Richmond Township

Vote For 1

	TOTAL	VOTE %		Election Day	Absentee /Mail-in Ballots	Provisional
Write-In Totals	98	100.00%		93	5	0
Write-In: Roberta Hamblin	71	72.45%		71	0	0
Not Assigned	27	27.55%		22	5	0
Total Votes Cast	98	100.00%		93	5	0
Contest Totals	444			405	39	0

Roseville Borough

Statistics

	TOTAL	Election Day	Absentee /Mail-in Ballots	Provisional
Registered Voters - Total	100			
Registered Voters - Democratic	22			
Registered Voters - Republican	61			
Registered Voters - Nonpartisan	17			
Ballots Cast - Total	37	30	6	1
Ballots Cast - Democratic	12	7	5	0
Ballots Cast - Republican	25	23	1	1
Ballots Cast - Nonpartisan	0	0	0	0
Ballots Cast - Blank	0	0	0	0
Voter Turnout - Total	37.00%			
Voter Turnout - Democratic	54.55%			
Voter Turnout - Republican	40.98%			
Voter Turnout - Nonpartisan	0.00%			

DEM UNITED STATES SENATOR

Vote For 1

	TOTAL	VOTE %	Election Day	Absentee /Mail-in Ballots	Provisional
Alex Khalil	0	0.00%	0	0	0
Conor Lamb	1	8.33%	0	1	0
Malcolm Kenyatta	0	0.00%	0	0	0
John Fetterman	11	91.67%	7	4	0
Write-In Totals	0	0.00%	0	0	0
Write-In: Kathy Barnette	0	0.00%	0	0	0
Write-In: Mehmet Oz	0	0.00%	0	0	0
Write-In: Dave McCormick	0	0.00%	0	0	0
Write-In: Jeff Bartos	0	0.00%	0	0	0
Not Assigned	0	0.00%	0	0	0
Total Votes Cast	12	100.00%	7	5	0
Contest Totals	12		7	5	0

DEM GOVERNOR

Vote For 1

	TOTAL	VOTE %	Election Day	Absentee /Mail-in Ballots	Provisional
Josh Shapiro	12	100.00%	7	5	0
Write-In Totals	0	0.00%	0	0	0
Write-In: Dave White	0	0.00%	0	0	0
Write-In: Lou Barletta	0	0.00%	0	0	0
Write-In: Nche Zama	0	0.00%	0	0	0
Write-In: Melissa Hart	0	0.00%	0	0	0
Write-In: Douglas V. Mastriano	0	0.00%	0	0	0
Not Assigned	0	0.00%	0	0	0
Total Votes Cast	12	100.00%	7	5	0
Contest Totals	12		7	5	0

Roseville Borough

DEM LIEUTENANT GOVERNOR

Vote For 1

	TOTAL	VOTE %		Election Day	Absentee /Mail-in Ballots	Provisional
Austin Davis	5	41.67%	<div style="width: 41.67%; background-color: #ffc107;"></div>	2	3	0
Ray Sosa	1	8.33%	<div style="width: 8.33%; background-color: #ffc107;"></div>	1	0	0
Brian Sims	6	50.00%	<div style="width: 50.00%; background-color: #ffc107;"></div>	4	2	0
Write-In Totals	0	0.00%	<div style="width: 0.00%; background-color: #ffc107;"></div>	0	0	0
Write-In: Jeff Coleman	0	0.00%	<div style="width: 0.00%; background-color: #ffc107;"></div>	0	0	0
Write-In: Carrie Lewis DelRosso	0	0.00%	<div style="width: 0.00%; background-color: #ffc107;"></div>	0	0	0
Write-In: Teddy Daniels	0	0.00%	<div style="width: 0.00%; background-color: #ffc107;"></div>	0	0	0
Write-In: James Earl Jones	0	0.00%	<div style="width: 0.00%; background-color: #ffc107;"></div>	0	0	0
Write-In: Rick Saccone	0	0.00%	<div style="width: 0.00%; background-color: #ffc107;"></div>	0	0	0
Write-In: Chris Frye	0	0.00%	<div style="width: 0.00%; background-color: #ffc107;"></div>	0	0	0
Write-In: John Brown	0	0.00%	<div style="width: 0.00%; background-color: #ffc107;"></div>	0	0	0
Write-In: Clarice Schillinger	0	0.00%	<div style="width: 0.00%; background-color: #ffc107;"></div>	0	0	0
Write-In: Russ Diamond	0	0.00%	<div style="width: 0.00%; background-color: #ffc107;"></div>	0	0	0
Not Assigned	0	0.00%	<div style="width: 0.00%; background-color: #ffc107;"></div>	0	0	0
Total Votes Cast	12	100.00%	<div style="width: 100.00%; background-color: #ffc107;"></div>	7	5	0
Contest Totals	12			7	5	0

DEM REP IN CONGRESS 15TH DIS

Vote For 1

	TOTAL	VOTE %		Election Day	Absentee /Mail-in Ballots	Provisional
Write-In Totals	4	100.00%	<div style="width: 100.00%; background-color: #ffc107;"></div>	3	1	0
Write-In: Mike Molesevich	2	50.00%	<div style="width: 50.00%; background-color: #ffc107;"></div>	1	1	0
Write-In: Ronnie Ray Jenkins	0	0.00%	<div style="width: 0.00%; background-color: #ffc107;"></div>	0	0	0
Write-In: Glenn GT Thompson	0	0.00%	<div style="width: 0.00%; background-color: #ffc107;"></div>	0	0	0
Not Assigned	2	50.00%	<div style="width: 50.00%; background-color: #ffc107;"></div>	2	0	0
Total Votes Cast	4	100.00%	<div style="width: 100.00%; background-color: #ffc107;"></div>	3	1	0
Contest Totals	12			7	5	0

DEM REP IN THE GEN ASSEM 68TH DIS

Vote For 1

	TOTAL	VOTE %		Election Day	Absentee /Mail-in Ballots	Provisional
Write-In Totals	2	100.00%	<div style="width: 100.00%; background-color: #ffc107;"></div>	2	0	0
Write-In: Clint Owlett	0	0.00%	<div style="width: 0.00%; background-color: #ffc107;"></div>	0	0	0
Write-In: Carrie Heath	0	0.00%	<div style="width: 0.00%; background-color: #ffc107;"></div>	0	0	0
Not Assigned	2	100.00%	<div style="width: 100.00%; background-color: #ffc107;"></div>	2	0	0
Total Votes Cast	2	100.00%	<div style="width: 100.00%; background-color: #ffc107;"></div>	2	0	0
Contest Totals	12			7	5	0

Roseville Borough

DEM MEMBER DEM STATE COMM 59TH DIST

Vote For 1

	TOTAL	VOTE %		Election Day	Absentee /Mail-in Ballots	Provisional
Write-In Totals	2	100.00%	<div style="width: 100%; height: 10px; background-color: #ffc107;"></div>	2	0	0
Write-In: Gabe Hakvagg	0	0.00%	<div style="width: 0%; height: 10px; background-color: #6c757d;"></div>	0	0	0
Write-In: Carrie Heath	0	0.00%	<div style="width: 0%; height: 10px; background-color: #6c757d;"></div>	0	0	0
Write-In: Sandy Wilson	0	0.00%	<div style="width: 0%; height: 10px; background-color: #6c757d;"></div>	0	0	0
Write-In: Non Registered Candidate	0	0.00%	<div style="width: 0%; height: 10px; background-color: #6c757d;"></div>	0	0	0
Write-In: Carol Druck	0	0.00%	<div style="width: 0%; height: 10px; background-color: #6c757d;"></div>	0	0	0
Write-In: Gary Wilson	0	0.00%	<div style="width: 0%; height: 10px; background-color: #6c757d;"></div>	0	0	0
Not Assigned	2	100.00%	<div style="width: 100%; height: 10px; background-color: #ffc107;"></div>	2	0	0
Total Votes Cast	2	100.00%	<div style="width: 100%; height: 10px; background-color: #ffc107;"></div>	2	0	0
Contest Totals	12			7	5	0

DEM DEM COMM Roseville Borough

Vote For 2

	TOTAL	VOTE %		Election Day	Absentee /Mail-in Ballots	Provisional
Write-In Totals	0			0	0	0
Not Assigned	0			0	0	0
Total Votes Cast	0			0	0	0
Contest Totals	24			14	10	0

REP UNITED STATES SENATOR

Vote For 1

	TOTAL	VOTE %		Election Day	Absentee /Mail-in Ballots	Provisional
Kathy Barnette	4	16.00%	<div style="width: 16%; height: 10px; background-color: #ffc107;"></div>	4	0	0
Mehmet Oz	10	40.00%	<div style="width: 40%; height: 10px; background-color: #ffc107;"></div>	10	0	0
George Bochetto	0	0.00%	<div style="width: 0%; height: 10px; background-color: #6c757d;"></div>	0	0	0
Jeff Bartos	2	8.00%	<div style="width: 8%; height: 10px; background-color: #ffc107;"></div>	2	0	0
Dave McCormick	8	32.00%	<div style="width: 32%; height: 10px; background-color: #ffc107;"></div>	6	1	1
Sean Gale	1	4.00%	<div style="width: 4%; height: 10px; background-color: #ffc107;"></div>	1	0	0
Carla Sands	0	0.00%	<div style="width: 0%; height: 10px; background-color: #6c757d;"></div>	0	0	0
Write-In Totals	0	0.00%	<div style="width: 0%; height: 10px; background-color: #6c757d;"></div>	0	0	0
Write-In: John Fetterman	0	0.00%	<div style="width: 0%; height: 10px; background-color: #6c757d;"></div>	0	0	0
Not Assigned	0	0.00%	<div style="width: 0%; height: 10px; background-color: #6c757d;"></div>	0	0	0
Total Votes Cast	25	100.00%	<div style="width: 100%; height: 10px; background-color: #ffc107;"></div>	23	1	1
Contest Totals	25			23	1	1

Roseville Borough

REP GOVERNOR

Vote For 1

	TOTAL	VOTE %	Election Day	Absentee /Mail-in Ballots	Provisional
Lou Barletta	3	12.00%	3	0	0
Douglas V. Mastriano	12	48.00%	11	1	0
Nche Zama	2	8.00%	2	0	0
Dave White	1	4.00%	1	0	0
Melissa Hart	1	4.00%	1	0	0
Bill McSwain	2	8.00%	1	0	1
Charlie Gerow	0	0.00%	0	0	0
Joe Gale	2	8.00%	2	0	0
Jake Corman	1	4.00%	1	0	0
Write-In Totals	1	4.00%	1	0	0
Write-In: Josh Shapiro	1	4.00%	1	0	0
Not Assigned	0	0.00%	0	0	0
Total Votes Cast	25	100.00%	23	1	1
Contest Totals	25		23	1	1

REP LIEUTENANT GOVERNOR

Vote For 1

	TOTAL	VOTE %	Election Day	Absentee /Mail-in Ballots	Provisional
Clarice Schillinger	2	8.00%	2	0	0
James Earl Jones	3	12.00%	3	0	0
Rick Saccone	3	12.00%	2	1	0
John Brown	3	12.00%	3	0	0
Chris Frye	0	0.00%	0	0	0
Jeff Coleman	5	20.00%	4	0	1
Russ Diamond	3	12.00%	3	0	0
Carrie Lewis DelRosso	3	12.00%	3	0	0
Teddy Daniels	3	12.00%	3	0	0
Write-In Totals	0	0.00%	0	0	0
Write-In: Austin Davis	0	0.00%	0	0	0
Write-In: Brian Sims	0	0.00%	0	0	0
Not Assigned	0	0.00%	0	0	0
Total Votes Cast	25	100.00%	23	1	1
Contest Totals	25		23	1	1

Roseville Borough

REP REP IN CONGRESS 15TH DIS

Vote For 1

	TOTAL	VOTE %		Election Day	Absentee /Mail-in Ballots	Provisional
Glenn GT Thompson	19	100.00%	<div style="width: 100%; height: 10px; background-color: #ffc107;"></div>	18	1	0
Write-In Totals	0	0.00%	<div style="width: 0%; height: 10px; background-color: #6c757d;"></div>	0	0	0
Not Assigned	0	0.00%	<div style="width: 0%; height: 10px; background-color: #6c757d;"></div>	0	0	0
Total Votes Cast	19	100.00%	<div style="width: 100%; height: 10px; background-color: #ffc107;"></div>	18	1	0
Contest Totals	25			23	1	1

REP REP IN THE GEN ASSEM 68TH DIS

Vote For 1

	TOTAL	VOTE %		Election Day	Absentee /Mail-in Ballots	Provisional
Clint Owlett	23	100.00%	<div style="width: 100%; height: 10px; background-color: #ffc107;"></div>	21	1	1
Write-In Totals	0	0.00%	<div style="width: 0%; height: 10px; background-color: #6c757d;"></div>	0	0	0
Not Assigned	0	0.00%	<div style="width: 0%; height: 10px; background-color: #6c757d;"></div>	0	0	0
Total Votes Cast	23	100.00%	<div style="width: 100%; height: 10px; background-color: #ffc107;"></div>	21	1	1
Contest Totals	25			23	1	1

REP MEMBER OF THE REPUBLICAN STATE COMMITTEE

Vote For 2

	TOTAL	VOTE %		Election Day	Absentee /Mail-in Ballots	Provisional
Sandy Wilson	18	50.00%	<div style="width: 50%; height: 10px; background-color: #ffc107;"></div>	17	1	0
Gary Wilson	16	44.44%	<div style="width: 44.44%; height: 10px; background-color: #ffc107;"></div>	14	1	1
Carol Druck	2	5.56%	<div style="width: 5.56%; height: 10px; background-color: #ffc107;"></div>	2	0	0
Write-In Totals	0	0.00%	<div style="width: 0%; height: 10px; background-color: #6c757d;"></div>	0	0	0
Not Assigned	0	0.00%	<div style="width: 0%; height: 10px; background-color: #6c757d;"></div>	0	0	0
Total Votes Cast	36	100.00%	<div style="width: 100%; height: 10px; background-color: #ffc107;"></div>	33	2	1
Contest Totals	50			46	2	2

REP REP COMM MAN Roseville Borough

Vote For 1

	TOTAL	VOTE %		Election Day	Absentee /Mail-in Ballots	Provisional
Write-In Totals	1	100.00%	<div style="width: 100%; height: 10px; background-color: #ffc107;"></div>	1	0	0
Not Assigned	1	100.00%	<div style="width: 100%; height: 10px; background-color: #ffc107;"></div>	1	0	0
Total Votes Cast	1	100.00%	<div style="width: 100%; height: 10px; background-color: #ffc107;"></div>	1	0	0
Contest Totals	25			23	1	1

Roseville Borough

REP REP COMM WOMAN Roseville Borough

Vote For 1

	TOTAL	VOTE %	Election Day	Absentee /Mail-in Ballots	Provisional
Write-In Totals	0		0	0	0
Not Assigned	0		0	0	0
Total Votes Cast	0		0	0	0
Contest Totals	25		23	1	1

Rutland Township

Statistics

	TOTAL	Election Day	Absentee /Mail-in Ballots	Provisional
Registered Voters - Total	537			
Registered Voters - Democratic	92			
Registered Voters - Republican	383			
Registered Voters - Nonpartisan	62			
Ballots Cast - Total	201	178	23	0
Ballots Cast - Democratic	38	26	12	0
Ballots Cast - Republican	163	152	11	0
Ballots Cast - Nonpartisan	0	0	0	0
Ballots Cast - Blank	2	2	0	0
Voter Turnout - Total	37.43%			
Voter Turnout - Democratic	41.30%			
Voter Turnout - Republican	42.56%			
Voter Turnout - Nonpartisan	0.00%			

DEM UNITED STATES SENATOR

Vote For 1

	TOTAL	VOTE %	Election Day	Absentee /Mail-in Ballots	Provisional
Alex Khalil	4	11.11%	3	1	0
Conor Lamb	5	13.89%	4	1	0
Malcolm Kenyatta	2	5.56%	2	0	0
John Fetterman	24	66.67%	14	10	0
Write-In Totals	1	2.78%	1	0	0
Write-In: Kathy Barnette	0	0.00%	0	0	0
Write-In: Mehmet Oz	0	0.00%	0	0	0
Write-In: Dave McCormick	0	0.00%	0	0	0
Write-In: Jeff Bartos	0	0.00%	0	0	0
Not Assigned	1	2.78%	1	0	0
Total Votes Cast	36	100.00%	24	12	0
Contest Totals	38		26	12	0

DEM GOVERNOR

Vote For 1

	TOTAL	VOTE %	Election Day	Absentee /Mail-in Ballots	Provisional
Josh Shapiro	35	100.00%	23	12	0
Write-In Totals	0	0.00%	0	0	0
Write-In: Dave White	0	0.00%	0	0	0
Write-In: Lou Barletta	0	0.00%	0	0	0
Write-In: Nche Zama	0	0.00%	0	0	0
Write-In: Melissa Hart	0	0.00%	0	0	0
Write-In: Douglas V. Mastriano	0	0.00%	0	0	0
Not Assigned	0	0.00%	0	0	0
Total Votes Cast	35	100.00%	23	12	0
Contest Totals	38		26	12	0

Rutland Township

DEM LIEUTENANT GOVERNOR

Vote For 1

	TOTAL	VOTE %		Election Day	Absentee /Mail-in Ballots	Provisional
Austin Davis	16	47.06%	<div style="width: 47.06%; background-color: #ffc107;"></div>	11	5	0
Ray Sosa	7	20.59%	<div style="width: 20.59%; background-color: #ffc107;"></div>	5	2	0
Brian Sims	11	32.35%	<div style="width: 32.35%; background-color: #ffc107;"></div>	6	5	0
Write-In Totals	0	0.00%	<div style="width: 0.00%; background-color: #ffc107;"></div>	0	0	0
Write-In: Jeff Coleman	0	0.00%	<div style="width: 0.00%; background-color: #ffc107;"></div>	0	0	0
Write-In: Carrie Lewis DelRosso	0	0.00%	<div style="width: 0.00%; background-color: #ffc107;"></div>	0	0	0
Write-In: Teddy Daniels	0	0.00%	<div style="width: 0.00%; background-color: #ffc107;"></div>	0	0	0
Write-In: James Earl Jones	0	0.00%	<div style="width: 0.00%; background-color: #ffc107;"></div>	0	0	0
Write-In: Rick Saccone	0	0.00%	<div style="width: 0.00%; background-color: #ffc107;"></div>	0	0	0
Write-In: Chris Frye	0	0.00%	<div style="width: 0.00%; background-color: #ffc107;"></div>	0	0	0
Write-In: John Brown	0	0.00%	<div style="width: 0.00%; background-color: #ffc107;"></div>	0	0	0
Write-In: Clarice Schillinger	0	0.00%	<div style="width: 0.00%; background-color: #ffc107;"></div>	0	0	0
Write-In: Russ Diamond	0	0.00%	<div style="width: 0.00%; background-color: #ffc107;"></div>	0	0	0
Not Assigned	0	0.00%	<div style="width: 0.00%; background-color: #ffc107;"></div>	0	0	0
Total Votes Cast	34	100.00%	<div style="width: 100.00%; background-color: #ffc107;"></div>	22	12	0
Contest Totals	38			26	12	0

DEM REP IN CONGRESS 15TH DIS

Vote For 1

	TOTAL	VOTE %		Election Day	Absentee /Mail-in Ballots	Provisional
Write-In Totals	6	100.00%	<div style="width: 100.00%; background-color: #ffc107;"></div>	2	4	0
Write-In: Mike Molesevich	5	83.33%	<div style="width: 83.33%; background-color: #ffc107;"></div>	1	4	0
Write-In: Glenn GT Thompson	1	16.67%	<div style="width: 16.67%; background-color: #ffc107;"></div>	1	0	0
Write-In: Ronnie Ray Jenkins	0	0.00%	<div style="width: 0.00%; background-color: #ffc107;"></div>	0	0	0
Not Assigned	0	0.00%	<div style="width: 0.00%; background-color: #ffc107;"></div>	0	0	0
Total Votes Cast	6	100.00%	<div style="width: 100.00%; background-color: #ffc107;"></div>	2	4	0
Contest Totals	38			26	12	0

DEM REP IN THE GEN ASSEM 68TH DIS

Vote For 1

	TOTAL	VOTE %		Election Day	Absentee /Mail-in Ballots	Provisional
Write-In Totals	1	100.00%	<div style="width: 100.00%; background-color: #ffc107;"></div>	1	0	0
Write-In: Clint Owlett	1	100.00%	<div style="width: 100.00%; background-color: #ffc107;"></div>	1	0	0
Write-In: Carrie Heath	0	0.00%	<div style="width: 0.00%; background-color: #ffc107;"></div>	0	0	0
Not Assigned	0	0.00%	<div style="width: 0.00%; background-color: #ffc107;"></div>	0	0	0
Total Votes Cast	1	100.00%	<div style="width: 100.00%; background-color: #ffc107;"></div>	1	0	0
Contest Totals	38			26	12	0

Rutland Township

DEM MEMBER DEM STATE COMM 59TH DIST

Vote For 1

	TOTAL	VOTE %		Election Day	Absentee /Mail-in Ballots	Provisional
Write-In Totals	1	100.00%	<div style="width: 100%; height: 10px; background-color: #ffc107;"></div>	1	0	0
Write-In: Gary Wilson	1	100.00%	<div style="width: 100%; height: 10px; background-color: #ffc107;"></div>	1	0	0
Write-In: Gabe Hakvagg	0	0.00%	<div style="width: 0%; height: 10px; background-color: #6c757d;"></div>	0	0	0
Write-In: Carrie Heath	0	0.00%	<div style="width: 0%; height: 10px; background-color: #6c757d;"></div>	0	0	0
Write-In: Sandy Wilson	0	0.00%	<div style="width: 0%; height: 10px; background-color: #6c757d;"></div>	0	0	0
Write-In: Non Registered Candidate	0	0.00%	<div style="width: 0%; height: 10px; background-color: #6c757d;"></div>	0	0	0
Write-In: Carol Druck	0	0.00%	<div style="width: 0%; height: 10px; background-color: #6c757d;"></div>	0	0	0
Not Assigned	0	0.00%	<div style="width: 0%; height: 10px; background-color: #6c757d;"></div>	0	0	0
Total Votes Cast	1	100.00%	<div style="width: 100%; height: 10px; background-color: #ffc107;"></div>	1	0	0
Contest Totals	38			26	12	0

DEM DEM COMM Rutland Township

Vote For 2

	TOTAL	VOTE %		Election Day	Absentee /Mail-in Ballots	Provisional
Write-In Totals	2	100.00%	<div style="width: 100%; height: 10px; background-color: #ffc107;"></div>	2	0	0
Not Assigned	2	100.00%	<div style="width: 100%; height: 10px; background-color: #ffc107;"></div>	2	0	0
Total Votes Cast	2	100.00%	<div style="width: 100%; height: 10px; background-color: #ffc107;"></div>	2	0	0
Contest Totals	76			52	24	0

REP UNITED STATES SENATOR

Vote For 1

	TOTAL	VOTE %		Election Day	Absentee /Mail-in Ballots	Provisional
Kathy Barnette	45	27.95%	<div style="width: 27.95%; height: 10px; background-color: #ffc107;"></div>	41	4	0
Mehmet Oz	53	32.92%	<div style="width: 32.92%; height: 10px; background-color: #ffc107;"></div>	51	2	0
George Bochetto	0	0.00%	<div style="width: 0%; height: 10px; background-color: #6c757d;"></div>	0	0	0
Jeff Bartos	9	5.59%	<div style="width: 5.59%; height: 10px; background-color: #ffc107;"></div>	9	0	0
Dave McCormick	42	26.09%	<div style="width: 26.09%; height: 10px; background-color: #ffc107;"></div>	39	3	0
Sean Gale	0	0.00%	<div style="width: 0%; height: 10px; background-color: #6c757d;"></div>	0	0	0
Carla Sands	11	6.83%	<div style="width: 6.83%; height: 10px; background-color: #ffc107;"></div>	10	1	0
Write-In Totals	1	0.62%	<div style="width: 0.62%; height: 10px; background-color: #ffc107;"></div>	0	1	0
Write-In: John Fetterman	1	0.62%	<div style="width: 0.62%; height: 10px; background-color: #ffc107;"></div>	0	1	0
Not Assigned	0	0.00%	<div style="width: 0%; height: 10px; background-color: #6c757d;"></div>	0	0	0
Total Votes Cast	161	100.00%	<div style="width: 100%; height: 10px; background-color: #ffc107;"></div>	150	11	0
Contest Totals	163			152	11	0

Rutland Township

REP GOVERNOR

Vote For 1

	TOTAL	VOTE %	Election Day	Absentee /Mail-in Ballots	Provisional
Lou Barletta	13	8.02%	13	0	0
Douglas V. Mastriano	105	64.81%	101	4	0
Nche Zama	3	1.85%	3	0	0
Dave White	15	9.26%	13	2	0
Melissa Hart	6	3.70%	5	1	0
Bill McSwain	13	8.02%	11	2	0
Charlie Gerow	1	0.62%	0	1	0
Joe Gale	1	0.62%	1	0	0
Jake Corman	4	2.47%	4	0	0
Write-In Totals	1	0.62%	0	1	0
Write-In: Josh Shapiro	1	0.62%	0	1	0
Not Assigned	0	0.00%	0	0	0
Total Votes Cast	162	100.00%	151	11	0
Contest Totals	163		152	11	0

REP LIEUTENANT GOVERNOR

Vote For 1

	TOTAL	VOTE %	Election Day	Absentee /Mail-in Ballots	Provisional
Clarice Schillinger	3	2.16%	3	0	0
James Earl Jones	18	12.95%	18	0	0
Rick Saccone	17	12.23%	16	1	0
John Brown	7	5.04%	7	0	0
Chris Frye	11	7.91%	10	1	0
Jeff Coleman	27	19.42%	25	2	0
Russ Diamond	5	3.60%	5	0	0
Carrie Lewis DelRosso	13	9.35%	12	1	0
Teddy Daniels	37	26.62%	32	5	0
Write-In Totals	1	0.72%	0	1	0
Write-In: Austin Davis	1	0.72%	0	1	0
Write-In: Brian Sims	0	0.00%	0	0	0
Not Assigned	0	0.00%	0	0	0
Total Votes Cast	139	100.00%	128	11	0
Contest Totals	163		152	11	0

Rutland Township

REP REP IN CONGRESS 15TH DIS

Vote For 1

	TOTAL	VOTE %	Election Day	Absentee /Mail-in Ballots	Provisional
Glenn GT Thompson	123	99.19%	115	8	0
Write-In Totals	1	0.81%	0	1	0
Not Assigned	1	0.81%	0	1	0
Total Votes Cast	124	100.00%	115	9	0
Contest Totals	163		152	11	0

REP REP IN THE GEN ASSEM 68TH DIS

Vote For 1

	TOTAL	VOTE %	Election Day	Absentee /Mail-in Ballots	Provisional
Clint Owlett	151	98.69%	140	11	0
Write-In Totals	2	1.31%	2	0	0
Not Assigned	2	1.31%	2	0	0
Total Votes Cast	153	100.00%	142	11	0
Contest Totals	163		152	11	0

REP MEMBER OF THE REPUBLICAN STATE COMMITTEE

Vote For 2

	TOTAL	VOTE %	Election Day	Absentee /Mail-in Ballots	Provisional
Sandy Wilson	101	42.44%	96	5	0
Gary Wilson	107	44.96%	100	7	0
Carol Druck	23	9.66%	18	5	0
Write-In Totals	7	2.94%	7	0	0
Not Assigned	7	2.94%	7	0	0
Total Votes Cast	238	100.00%	221	17	0
Contest Totals	326		304	22	0

REP REP COMM MAN Rutland Township




Vote For 1

	TOTAL	VOTE %	Election Day	Absentee /Mail-in Ballots	Provisional
Write-In Totals	16	100.00%	14	2	0
Write-In: Mark Hamilton	12	75.00%	11	1	0
Not Assigned	4	25.00%	3	1	0
Total Votes Cast	16	100.00%	14	2	0
Contest Totals	163		152	11	0

Rutland Township

REP REP COMM WOMAN Rutland Township

Vote For 1

	TOTAL	VOTE %		Election Day	Absentee /Mail-in Ballots	Provisional
Write-In Totals	4	100.00%		3	1	0
Not Assigned	4	100.00%		3	1	0
Total Votes Cast	4	100.00%		3	1	0
Contest Totals	163			152	11	0

Shippen Township

Statistics

	TOTAL	Election Day	Absentee /Mail-in Ballots	Provisional
Registered Voters - Total	296			
Registered Voters - Democratic	43			
Registered Voters - Republican	222			
Registered Voters - Nonpartisan	31			
Ballots Cast - Total	110	92	18	0
Ballots Cast - Democratic	14	5	9	0
Ballots Cast - Republican	96	87	9	0
Ballots Cast - Nonpartisan	0	0	0	0
Ballots Cast - Blank	1	1	0	0
Voter Turnout - Total	37.16%			
Voter Turnout - Democratic	32.56%			
Voter Turnout - Republican	43.24%			
Voter Turnout - Nonpartisan	0.00%			

DEM UNITED STATES SENATOR

Vote For 1

	TOTAL	VOTE %	Election Day	Absentee /Mail-in Ballots	Provisional
Alex Khalil	0	0.00%	0	0	0
Conor Lamb	2	15.38%	1	1	0
Malcolm Kenyatta	0	0.00%	0	0	0
John Fetterman	10	76.92%	3	7	0
Write-In Totals	1	7.69%	0	1	0
Write-In: Kathy Barnette	0	0.00%	0	0	0
Write-In: Mehmet Oz	0	0.00%	0	0	0
Write-In: Dave McCormick	0	0.00%	0	0	0
Write-In: Jeff Bartos	0	0.00%	0	0	0
Not Assigned	1	7.69%	0	1	0
Total Votes Cast	13	100.00%	4	9	0
Contest Totals	14		5	9	0

DEM GOVERNOR

Vote For 1

	TOTAL	VOTE %	Election Day	Absentee /Mail-in Ballots	Provisional
Josh Shapiro	12	100.00%	3	9	0
Write-In Totals	0	0.00%	0	0	0
Write-In: Dave White	0	0.00%	0	0	0
Write-In: Lou Barletta	0	0.00%	0	0	0
Write-In: Nche Zama	0	0.00%	0	0	0
Write-In: Melissa Hart	0	0.00%	0	0	0
Write-In: Douglas V. Mastriano	0	0.00%	0	0	0
Not Assigned	0	0.00%	0	0	0
Total Votes Cast	12	100.00%	3	9	0
Contest Totals	14		5	9	0

Shippen Township

DEM LIEUTENANT GOVERNOR

Vote For 1

	TOTAL	VOTE %		Election Day	Absentee /Mail-in Ballots	Provisional
Austin Davis	9	69.23%	<div style="width: 69.23%; background-color: #ffc107;"></div>	3	6	0
Ray Sosa	0	0.00%	<div style="width: 0%; background-color: #6c757d;"></div>	0	0	0
Brian Sims	4	30.77%	<div style="width: 30.77%; background-color: #ffc107;"></div>	1	3	0
Write-In Totals	0	0.00%	<div style="width: 0%; background-color: #6c757d;"></div>	0	0	0
Write-In: Jeff Coleman	0	0.00%	<div style="width: 0%; background-color: #6c757d;"></div>	0	0	0
Write-In: Carrie Lewis DelRosso	0	0.00%	<div style="width: 0%; background-color: #6c757d;"></div>	0	0	0
Write-In: Teddy Daniels	0	0.00%	<div style="width: 0%; background-color: #6c757d;"></div>	0	0	0
Write-In: James Earl Jones	0	0.00%	<div style="width: 0%; background-color: #6c757d;"></div>	0	0	0
Write-In: Rick Saccone	0	0.00%	<div style="width: 0%; background-color: #6c757d;"></div>	0	0	0
Write-In: Chris Frye	0	0.00%	<div style="width: 0%; background-color: #6c757d;"></div>	0	0	0
Write-In: John Brown	0	0.00%	<div style="width: 0%; background-color: #6c757d;"></div>	0	0	0
Write-In: Clarice Schillinger	0	0.00%	<div style="width: 0%; background-color: #6c757d;"></div>	0	0	0
Write-In: Russ Diamond	0	0.00%	<div style="width: 0%; background-color: #6c757d;"></div>	0	0	0
Not Assigned	0	0.00%	<div style="width: 0%; background-color: #6c757d;"></div>	0	0	0
Total Votes Cast	13	100.00%	<div style="width: 100%; background-color: #ffc107;"></div>	4	9	0
Contest Totals	14			5	9	0

DEM REP IN CONGRESS 15TH DIS

Vote For 1

	TOTAL	VOTE %		Election Day	Absentee /Mail-in Ballots	Provisional
Write-In Totals	4	100.00%	<div style="width: 100%; background-color: #ffc107;"></div>	1	3	0
Write-In: Mike Molesevich	4	100.00%	<div style="width: 100%; background-color: #ffc107;"></div>	1	3	0
Write-In: Ronnie Ray Jenkins	0	0.00%	<div style="width: 0%; background-color: #6c757d;"></div>	0	0	0
Write-In: Glenn GT Thompson	0	0.00%	<div style="width: 0%; background-color: #6c757d;"></div>	0	0	0
Not Assigned	0	0.00%	<div style="width: 0%; background-color: #6c757d;"></div>	0	0	0
Total Votes Cast	4	100.00%	<div style="width: 100%; background-color: #ffc107;"></div>	1	3	0
Contest Totals	14			5	9	0

DEM REP IN THE GEN ASSEM 68TH DIS

Vote For 1

	TOTAL	VOTE %		Election Day	Absentee /Mail-in Ballots	Provisional
Write-In Totals	3	100.00%	<div style="width: 100%; background-color: #ffc107;"></div>	2	1	0
Write-In: Clint Owlett	1	33.33%	<div style="width: 33.33%; background-color: #ffc107;"></div>	1	0	0
Write-In: Carrie Heath	0	0.00%	<div style="width: 0%; background-color: #6c757d;"></div>	0	0	0
Not Assigned	2	66.67%	<div style="width: 66.67%; background-color: #ffc107;"></div>	1	1	0
Total Votes Cast	3	100.00%	<div style="width: 100%; background-color: #ffc107;"></div>	2	1	0
Contest Totals	14			5	9	0

Shippen Township

DEM MEMBER DEM STATE COMM 59TH DIST

Vote For 1

	TOTAL	VOTE %		Election Day	Absentee /Mail-in Ballots	Provisional
Write-In Totals	2	100.00%	<div style="width: 100%; height: 10px; background-color: #ffc107;"></div>	1	1	0
Write-In: Gabe Hakvagg	0	0.00%	<div style="width: 0%; height: 10px; background-color: #6c757d;"></div>	0	0	0
Write-In: Carrie Heath	0	0.00%	<div style="width: 0%; height: 10px; background-color: #6c757d;"></div>	0	0	0
Write-In: Sandy Wilson	0	0.00%	<div style="width: 0%; height: 10px; background-color: #6c757d;"></div>	0	0	0
Write-In: Non Registered Candidate	0	0.00%	<div style="width: 0%; height: 10px; background-color: #6c757d;"></div>	0	0	0
Write-In: Carol Druck	0	0.00%	<div style="width: 0%; height: 10px; background-color: #6c757d;"></div>	0	0	0
Write-In: Gary Wilson	0	0.00%	<div style="width: 0%; height: 10px; background-color: #6c757d;"></div>	0	0	0
Not Assigned	2	100.00%	<div style="width: 100%; height: 10px; background-color: #ffc107;"></div>	1	1	0
Total Votes Cast	2	100.00%	<div style="width: 100%; height: 10px; background-color: #ffc107;"></div>	1	1	0
Contest Totals	14			5	9	0

DEM DEM COMM Shippen Township

Vote For 2

	TOTAL	VOTE %		Election Day	Absentee /Mail-in Ballots	Provisional
Write-In Totals	6	100.00%	<div style="width: 100%; height: 10px; background-color: #ffc107;"></div>	1	5	0
Not Assigned	6	100.00%	<div style="width: 100%; height: 10px; background-color: #ffc107;"></div>	1	5	0
Total Votes Cast	6	100.00%	<div style="width: 100%; height: 10px; background-color: #ffc107;"></div>	1	5	0
Contest Totals	28			10	18	0

REP UNITED STATES SENATOR

Vote For 1

	TOTAL	VOTE %		Election Day	Absentee /Mail-in Ballots	Provisional
Kathy Barnette	15	15.96%	<div style="width: 15.96%; height: 10px; background-color: #ffc107;"></div>	15	0	0
Mehmet Oz	24	25.53%	<div style="width: 25.53%; height: 10px; background-color: #ffc107;"></div>	20	4	0
George Bochetto	0	0.00%	<div style="width: 0%; height: 10px; background-color: #6c757d;"></div>	0	0	0
Jeff Bartos	2	2.13%	<div style="width: 2.13%; height: 10px; background-color: #ffc107;"></div>	2	0	0
Dave McCormick	45	47.87%	<div style="width: 47.87%; height: 10px; background-color: #ffc107;"></div>	41	4	0
Sean Gale	1	1.06%	<div style="width: 1.06%; height: 10px; background-color: #ffc107;"></div>	1	0	0
Carla Sands	7	7.45%	<div style="width: 7.45%; height: 10px; background-color: #ffc107;"></div>	6	1	0
Write-In Totals	0	0.00%	<div style="width: 0%; height: 10px; background-color: #6c757d;"></div>	0	0	0
Write-In: John Fetterman	0	0.00%	<div style="width: 0%; height: 10px; background-color: #6c757d;"></div>	0	0	0
Not Assigned	0	0.00%	<div style="width: 0%; height: 10px; background-color: #6c757d;"></div>	0	0	0
Total Votes Cast	94	100.00%	<div style="width: 100%; height: 10px; background-color: #ffc107;"></div>	85	9	0
Contest Totals	96			87	9	0

Shippen Township

REP GOVERNOR

Vote For 1

	TOTAL	VOTE %	Election Day	Absentee /Mail-in Ballots	Provisional
Lou Barletta	10	10.64%	8	2	0
Douglas V. Mastriano	64	68.09%	62	2	0
Nche Zama	0	0.00%	0	0	0
Dave White	11	11.70%	9	2	0
Melissa Hart	4	4.26%	2	2	0
Bill McSwain	1	1.06%	1	0	0
Charlie Gerow	0	0.00%	0	0	0
Joe Gale	1	1.06%	1	0	0
Jake Corman	2	2.13%	1	1	0
Write-In Totals	1	1.06%	1	0	0
Write-In: Josh Shapiro	0	0.00%	0	0	0
Not Assigned	1	1.06%	1	0	0
Total Votes Cast	94	100.00%	85	9	0
Contest Totals	96		87	9	0

REP LIEUTENANT GOVERNOR

Vote For 1

	TOTAL	VOTE %	Election Day	Absentee /Mail-in Ballots	Provisional
Clarice Schillinger	8	9.76%	8	0	0
James Earl Jones	12	14.63%	12	0	0
Rick Saccone	8	9.76%	7	1	0
John Brown	6	7.32%	5	1	0
Chris Frye	2	2.44%	2	0	0
Jeff Coleman	14	17.07%	14	0	0
Russ Diamond	3	3.66%	3	0	0
Carrie Lewis DelRosso	16	19.51%	11	5	0
Teddy Daniels	13	15.85%	12	1	0
Write-In Totals	0	0.00%	0	0	0
Write-In: Austin Davis	0	0.00%	0	0	0
Write-In: Brian Sims	0	0.00%	0	0	0
Not Assigned	0	0.00%	0	0	0
Total Votes Cast	82	100.00%	74	8	0
Contest Totals	96		87	9	0

Shippen Township

REP REP IN CONGRESS 15TH DIS

Vote For 1

	TOTAL	VOTE %		Election Day	Absentee /Mail-in Ballots	Provisional
Glenn GT Thompson	71	100.00%	<div style="width: 100%; background-color: #ffc107;"></div>	64	7	0
Write-In Totals	0	0.00%	<div style="width: 0%; background-color: #6c757d;"></div>	0	0	0
Not Assigned	0	0.00%	<div style="width: 0%; background-color: #6c757d;"></div>	0	0	0
Total Votes Cast	71	100.00%	<div style="width: 100%; background-color: #ffc107;"></div>	64	7	0
Contest Totals	96			87	9	0

REP REP IN THE GEN ASSEM 68TH DIS

Vote For 1

	TOTAL	VOTE %		Election Day	Absentee /Mail-in Ballots	Provisional
Clint Owlett	90	100.00%	<div style="width: 100%; background-color: #ffc107;"></div>	82	8	0
Write-In Totals	0	0.00%	<div style="width: 0%; background-color: #6c757d;"></div>	0	0	0
Not Assigned	0	0.00%	<div style="width: 0%; background-color: #6c757d;"></div>	0	0	0
Total Votes Cast	90	100.00%	<div style="width: 100%; background-color: #ffc107;"></div>	82	8	0
Contest Totals	96			87	9	0

REP MEMBER OF THE REPUBLICAN STATE COMMITTEE

Vote For 2

	TOTAL	VOTE %		Election Day	Absentee /Mail-in Ballots	Provisional
Sandy Wilson	58	39.19%	<div style="width: 39.19%; background-color: #ffc107;"></div>	51	7	0
Gary Wilson	64	43.24%	<div style="width: 43.24%; background-color: #ffc107;"></div>	56	8	0
Carol Druck	26	17.57%	<div style="width: 17.57%; background-color: #ffc107;"></div>	25	1	0
Write-In Totals	0	0.00%	<div style="width: 0%; background-color: #6c757d;"></div>	0	0	0
Not Assigned	0	0.00%	<div style="width: 0%; background-color: #6c757d;"></div>	0	0	0
Total Votes Cast	148	100.00%	<div style="width: 100%; background-color: #ffc107;"></div>	132	16	0
Contest Totals	192			174	18	0

REP REP COMM MAN Shippen Township




Vote For 1

	TOTAL	VOTE %		Election Day	Absentee /Mail-in Ballots	Provisional
Write-In Totals	8	100.00%	<div style="width: 100%; background-color: #ffc107;"></div>	8	0	0
Not Assigned	8	100.00%	<div style="width: 100%; background-color: #ffc107;"></div>	8	0	0
Total Votes Cast	8	100.00%	<div style="width: 100%; background-color: #ffc107;"></div>	8	0	0
Contest Totals	96			87	9	0

Shippen Township

REP REP COMM WOMAN Shippen Township

Vote For 1

	TOTAL	VOTE %		Election Day	Absentee /Mail-in Ballots	Provisional
Write-In Totals	4	100.00%		4	0	0
Not Assigned	4	100.00%		4	0	0
Total Votes Cast	4	100.00%		4	0	0
Contest Totals	96			87	9	0

Sullivan Township

Statistics

	TOTAL	Election Day	Absentee /Mail-in Ballots	Provisional
Registered Voters - Total	1,015			
Registered Voters - Democratic	163			
Registered Voters - Republican	735			
Registered Voters - Nonpartisan	117			
Ballots Cast - Total	376	327	49	0
Ballots Cast - Democratic	61	36	25	0
Ballots Cast - Republican	315	291	24	0
Ballots Cast - Nonpartisan	0	0	0	0
Ballots Cast - Blank	2	2	0	0
Voter Turnout - Total	37.04%			
Voter Turnout - Democratic	37.42%			
Voter Turnout - Republican	42.86%			
Voter Turnout - Nonpartisan	0.00%			

DEM UNITED STATES SENATOR

Vote For 1

	TOTAL	VOTE %	Election Day	Absentee /Mail-in Ballots	Provisional
Alex Khalil	6	10.17%	4	2	0
Conor Lamb	7	11.86%	4	3	0
Malcolm Kenyatta	4	6.78%	3	1	0
John Fetterman	41	69.49%	22	19	0
Write-In Totals	1	1.69%	1	0	0
Write-In: Kathy Barnette	0	0.00%	0	0	0
Write-In: Mehmet Oz	0	0.00%	0	0	0
Write-In: Dave McCormick	0	0.00%	0	0	0
Write-In: Jeff Bartos	0	0.00%	0	0	0
Not Assigned	1	1.69%	1	0	0
Total Votes Cast	59	100.00%	34	25	0
Contest Totals	61		36	25	0

DEM GOVERNOR

Vote For 1

	TOTAL	VOTE %	Election Day	Absentee /Mail-in Ballots	Provisional
Josh Shapiro	56	98.25%	31	25	0
Write-In Totals	1	1.75%	1	0	0
Write-In: Douglas V. Mastriano	1	1.75%	1	0	0
Write-In: Dave White	0	0.00%	0	0	0
Write-In: Lou Barletta	0	0.00%	0	0	0
Write-In: Nche Zama	0	0.00%	0	0	0
Write-In: Melissa Hart	0	0.00%	0	0	0
Not Assigned	0	0.00%	0	0	0
Total Votes Cast	57	100.00%	32	25	0
Contest Totals	61		36	25	0

Sullivan Township

DEM LIEUTENANT GOVERNOR

Vote For 1

	TOTAL	VOTE %		Election Day	Absentee /Mail-in Ballots	Provisional
Austin Davis	28	50.00%	<div style="width: 50%;"><div style="width: 50%;"></div></div>	14	14	0
Ray Sosa	12	21.43%	<div style="width: 21.43%;"><div style="width: 21.43%;"></div></div>	6	6	0
Brian Sims	15	26.79%	<div style="width: 26.79%;"><div style="width: 26.79%;"></div></div>	10	5	0
Write-In Totals	1	1.79%	<div style="width: 1.79%;"><div style="width: 1.79%;"></div></div>	1	0	0
Write-In: Jeff Coleman	0	0.00%	<div style="width: 0%;"><div style="width: 0%;"></div></div>	0	0	0
Write-In: Carrie Lewis DelRosso	0	0.00%	<div style="width: 0%;"><div style="width: 0%;"></div></div>	0	0	0
Write-In: Teddy Daniels	0	0.00%	<div style="width: 0%;"><div style="width: 0%;"></div></div>	0	0	0
Write-In: James Earl Jones	0	0.00%	<div style="width: 0%;"><div style="width: 0%;"></div></div>	0	0	0
Write-In: Rick Saccone	0	0.00%	<div style="width: 0%;"><div style="width: 0%;"></div></div>	0	0	0
Write-In: Chris Frye	0	0.00%	<div style="width: 0%;"><div style="width: 0%;"></div></div>	0	0	0
Write-In: John Brown	0	0.00%	<div style="width: 0%;"><div style="width: 0%;"></div></div>	0	0	0
Write-In: Clarice Schillinger	0	0.00%	<div style="width: 0%;"><div style="width: 0%;"></div></div>	0	0	0
Write-In: Russ Diamond	0	0.00%	<div style="width: 0%;"><div style="width: 0%;"></div></div>	0	0	0
Not Assigned	1	1.79%	<div style="width: 1.79%;"><div style="width: 1.79%;"></div></div>	1	0	0
Total Votes Cast	56	100.00%	<div style="width: 100%;"><div style="width: 100%;"></div></div>	31	25	0
Contest Totals	61			36	25	0

DEM REP IN CONGRESS 15TH DIS

Vote For 1

	TOTAL	VOTE %		Election Day	Absentee /Mail-in Ballots	Provisional
Write-In Totals	11	100.00%	<div style="width: 100%;"><div style="width: 100%;"></div></div>	6	5	0
Write-In: Mike Molesevich	7	63.64%	<div style="width: 63.64%;"><div style="width: 63.64%;"></div></div>	4	3	0
Write-In: Ronnie Ray Jenkins	1	9.09%	<div style="width: 9.09%;"><div style="width: 9.09%;"></div></div>	0	1	0
Write-In: Glenn GT Thompson	0	0.00%	<div style="width: 0%;"><div style="width: 0%;"></div></div>	0	0	0
Not Assigned	3	27.27%	<div style="width: 27.27%;"><div style="width: 27.27%;"></div></div>	2	1	0
Total Votes Cast	11	100.00%	<div style="width: 100%;"><div style="width: 100%;"></div></div>	6	5	0
Contest Totals	61			36	25	0

DEM REP IN THE GEN ASSEM 68TH DIS

Vote For 1

	TOTAL	VOTE %		Election Day	Absentee /Mail-in Ballots	Provisional
Write-In Totals	4	100.00%	<div style="width: 100%;"><div style="width: 100%;"></div></div>	3	1	0
Write-In: Clint Owlett	1	25.00%	<div style="width: 25.00%;"><div style="width: 25.00%;"></div></div>	1	0	0
Write-In: Carrie Heath	1	25.00%	<div style="width: 25.00%;"><div style="width: 25.00%;"></div></div>	1	0	0
Not Assigned	2	50.00%	<div style="width: 50.00%;"><div style="width: 50.00%;"></div></div>	1	1	0
Total Votes Cast	4	100.00%	<div style="width: 100%;"><div style="width: 100%;"></div></div>	3	1	0
Contest Totals	61			36	25	0

Sullivan Township

DEM MEMBER DEM STATE COMM 59TH DIST

Vote For 1

	TOTAL	VOTE %	Election Day	Absentee /Mail-in Ballots	Provisional
Write-In Totals	4	100.00%	3	1	0
Write-In: Non Registered Candidate	1	25.00%	1	0	0
Write-In: Gabe Hakvagg	0	0.00%	0	0	0
Write-In: Carrie Heath	0	0.00%	0	0	0
Write-In: Sandy Wilson	0	0.00%	0	0	0
Write-In: Carol Druck	0	0.00%	0	0	0
Write-In: Gary Wilson	0	0.00%	0	0	0
Not Assigned	3	75.00%	2	1	0
Total Votes Cast	4	100.00%	3	1	0
Contest Totals	61		36	25	0

DEM DEMCOMM Sullivan Township

Vote For 2

	TOTAL	VOTE %	Election Day	Absentee /Mail-in Ballots	Provisional
Write-In Totals	4	100.00%	3	1	0
Not Assigned	4	100.00%	3	1	0
Total Votes Cast	4	100.00%	3	1	0
Contest Totals	122		72	50	0

REP UNITED STATES SENATOR

Vote For 1

	TOTAL	VOTE %	Election Day	Absentee /Mail-in Ballots	Provisional
Kathy Barnette	109	34.94%	102	7	0
Mehmet Oz	80	25.64%	78	2	0
George Bochetto	3	0.96%	2	1	0
Jeff Bartos	9	2.88%	8	1	0
Dave McCormick	88	28.21%	79	9	0
Sean Gale	6	1.92%	5	1	0
Carla Sands	17	5.45%	14	3	0
Write-In Totals	0	0.00%	0	0	0
Write-In: John Fetterman	0	0.00%	0	0	0
Not Assigned	0	0.00%	0	0	0
Total Votes Cast	312	100.00%	288	24	0
Contest Totals	315		291	24	0

Sullivan Township

REP GOVERNOR

Vote For 1

	TOTAL	VOTE %	Election Day	Absentee /Mail-in Ballots	Provisional
Lou Barletta	32	10.29%	28	4	0
Douglas V. Mastriano	207	66.56%	200	7	0
Nche Zama	9	2.89%	8	1	0
Dave White	24	7.72%	19	5	0
Melissa Hart	11	3.54%	9	2	0
Bill McSwain	20	6.43%	18	2	0
Charlie Gerow	0	0.00%	0	0	0
Joe Gale	3	0.96%	2	1	0
Jake Corman	5	1.61%	3	2	0
Write-In Totals	0	0.00%	0	0	0
Write-In: Josh Shapiro	0	0.00%	0	0	0
Not Assigned	0	0.00%	0	0	0
Total Votes Cast	311	100.00%	287	24	0
Contest Totals	315		291	24	0

REP LIEUTENANT GOVERNOR

Vote For 1

	TOTAL	VOTE %	Election Day	Absentee /Mail-in Ballots	Provisional
Clarice Schillinger	25	8.53%	21	4	0
James Earl Jones	37	12.63%	33	4	0
Rick Saccone	37	12.63%	31	6	0
John Brown	18	6.14%	17	1	0
Chris Frye	24	8.19%	23	1	0
Jeff Coleman	44	15.02%	43	1	0
Russ Diamond	8	2.73%	8	0	0
Carrie Lewis DelRosso	33	11.26%	32	1	0
Teddy Daniels	67	22.87%	61	6	0
Write-In Totals	0	0.00%	0	0	0
Write-In: Austin Davis	0	0.00%	0	0	0
Write-In: Brian Sims	0	0.00%	0	0	0
Not Assigned	0	0.00%	0	0	0
Total Votes Cast	293	100.00%	269	24	0
Contest Totals	315		291	24	0

Sullivan Township

REP REP IN CONGRESS 15TH DIS

Vote For 1

	TOTAL	VOTE %	Election Day	Absentee /Mail-in Ballots	Provisional
Glenn GT Thompson	256	98.84%	233	23	0
Write-In Totals	3	1.16%	3	0	0
Not Assigned	3	1.16%	3	0	0
Total Votes Cast	259	100.00%	236	23	0
Contest Totals	315		291	24	0

REP REP IN THE GEN ASSEM 68TH DIS

Vote For 1

	TOTAL	VOTE %	Election Day	Absentee /Mail-in Ballots	Provisional
Clint Owlett	307	100.00%	283	24	0
Write-In Totals	0	0.00%	0	0	0
Not Assigned	0	0.00%	0	0	0
Total Votes Cast	307	100.00%	283	24	0
Contest Totals	315		291	24	0

REP MEMBER OF THE REPUBLICAN STATE COMMITTEE

Vote For 2

	TOTAL	VOTE %	Election Day	Absentee /Mail-in Ballots	Provisional
Sandy Wilson	187	38.64%	171	16	0
Gary Wilson	225	46.49%	205	20	0
Carol Druck	71	14.67%	64	7	0
Write-In Totals	1	0.21%	1	0	0
Not Assigned	1	0.21%	1	0	0
Total Votes Cast	484	100.00%	441	43	0
Contest Totals	630		582	48	0

REP REP COMM MAN Sullivan Township




Vote For 1

	TOTAL	VOTE %	Election Day	Absentee /Mail-in Ballots	Provisional
Write-In Totals	15	100.00%	12	3	0
Not Assigned	15	100.00%	12	3	0
Total Votes Cast	15	100.00%	12	3	0
Contest Totals	315		291	24	0

Sullivan Township

REP REP COMM WOMAN Sullivan Township

Vote For 1

	TOTAL	VOTE %		Election Day	Absentee /Mail-in Ballots	Provisional
Write-In Totals	8	100.00%		7	1	0
Not Assigned	8	100.00%		7	1	0
Total Votes Cast	8	100.00%		7	1	0
Contest Totals	315			291	24	0

Tioga Township

Statistics

	TOTAL	Election Day	Absentee /Mail-in Ballots	Provisional
Registered Voters - Total	623			
Registered Voters - Democratic	105			
Registered Voters - Republican	440			
Registered Voters - Nonpartisan	78			
Ballots Cast - Total	146	126	19	1
Ballots Cast - Democratic	22	16	6	0
Ballots Cast - Republican	124	110	13	1
Ballots Cast - Nonpartisan	0	0	0	0
Ballots Cast - Blank	0	0	0	0
Voter Turnout - Total	23.44%			
Voter Turnout - Democratic	20.95%			
Voter Turnout - Republican	28.18%			
Voter Turnout - Nonpartisan	0.00%			

DEM UNITED STATES SENATOR

Vote For 1

	TOTAL	VOTE %	Election Day	Absentee /Mail-in Ballots	Provisional
Alex Khalil	1	4.55%	0	1	0
Conor Lamb	6	27.27%	5	1	0
Malcolm Kenyatta	0	0.00%	0	0	0
John Fetterman	15	68.18%	11	4	0
Write-In Totals	0	0.00%	0	0	0
Write-In: Kathy Barnette	0	0.00%	0	0	0
Write-In: Mehmet Oz	0	0.00%	0	0	0
Write-In: Dave McCormick	0	0.00%	0	0	0
Write-In: Jeff Bartos	0	0.00%	0	0	0
Not Assigned	0	0.00%	0	0	0
Total Votes Cast	22	100.00%	16	6	0
Contest Totals	22		16	6	0

DEM GOVERNOR

Vote For 1

	TOTAL	VOTE %	Election Day	Absentee /Mail-in Ballots	Provisional
Josh Shapiro	22	100.00%	16	6	0
Write-In Totals	0	0.00%	0	0	0
Write-In: Dave White	0	0.00%	0	0	0
Write-In: Lou Barletta	0	0.00%	0	0	0
Write-In: Nche Zama	0	0.00%	0	0	0
Write-In: Melissa Hart	0	0.00%	0	0	0
Write-In: Douglas V. Mastriano	0	0.00%	0	0	0
Not Assigned	0	0.00%	0	0	0
Total Votes Cast	22	100.00%	16	6	0
Contest Totals	22		16	6	0

Tioga Township

DEM LIEUTENANT GOVERNOR

Vote For 1

	TOTAL	VOTE %		Election Day	Absentee /Mail-in Ballots	Provisional
Austin Davis	11	50.00%	<div style="width: 50%;"><div style="width: 50%;"></div></div>	7	4	0
Ray Sosa	3	13.64%	<div style="width: 13.64%;"><div style="width: 13.64%;"></div></div>	3	0	0
Brian Sims	8	36.36%	<div style="width: 36.36%;"><div style="width: 36.36%;"></div></div>	6	2	0
Write-In Totals	0	0.00%	<div style="width: 0%;"><div style="width: 0%;"></div></div>	0	0	0
Write-In: Jeff Coleman	0	0.00%	<div style="width: 0%;"><div style="width: 0%;"></div></div>	0	0	0
Write-In: Carrie Lewis DelRosso	0	0.00%	<div style="width: 0%;"><div style="width: 0%;"></div></div>	0	0	0
Write-In: Teddy Daniels	0	0.00%	<div style="width: 0%;"><div style="width: 0%;"></div></div>	0	0	0
Write-In: James Earl Jones	0	0.00%	<div style="width: 0%;"><div style="width: 0%;"></div></div>	0	0	0
Write-In: Rick Saccone	0	0.00%	<div style="width: 0%;"><div style="width: 0%;"></div></div>	0	0	0
Write-In: Chris Frye	0	0.00%	<div style="width: 0%;"><div style="width: 0%;"></div></div>	0	0	0
Write-In: John Brown	0	0.00%	<div style="width: 0%;"><div style="width: 0%;"></div></div>	0	0	0
Write-In: Clarice Schillinger	0	0.00%	<div style="width: 0%;"><div style="width: 0%;"></div></div>	0	0	0
Write-In: Russ Diamond	0	0.00%	<div style="width: 0%;"><div style="width: 0%;"></div></div>	0	0	0
Not Assigned	0	0.00%	<div style="width: 0%;"><div style="width: 0%;"></div></div>	0	0	0
Total Votes Cast	22	100.00%	<div style="width: 100%;"><div style="width: 100%;"></div></div>	16	6	0
Contest Totals	22			16	6	0

DEM REP IN CONGRESS 15TH DIS

Vote For 1

	TOTAL	VOTE %		Election Day	Absentee /Mail-in Ballots	Provisional
Write-In Totals	9	100.00%	<div style="width: 100%;"><div style="width: 100%;"></div></div>	7	2	0
Write-In: Mike Molesevich	9	100.00%	<div style="width: 100%;"><div style="width: 100%;"></div></div>	7	2	0
Write-In: Ronnie Ray Jenkins	0	0.00%	<div style="width: 0%;"><div style="width: 0%;"></div></div>	0	0	0
Write-In: Glenn GT Thompson	0	0.00%	<div style="width: 0%;"><div style="width: 0%;"></div></div>	0	0	0
Not Assigned	0	0.00%	<div style="width: 0%;"><div style="width: 0%;"></div></div>	0	0	0
Total Votes Cast	9	100.00%	<div style="width: 100%;"><div style="width: 100%;"></div></div>	7	2	0
Contest Totals	22			16	6	0

DEM REP IN THE GEN ASSEM 68TH DIS

Vote For 1

	TOTAL	VOTE %		Election Day	Absentee /Mail-in Ballots	Provisional
Write-In Totals	6	100.00%	<div style="width: 100%;"><div style="width: 100%;"></div></div>	6	0	0
Write-In: Carrie Heath	5	83.33%	<div style="width: 83.33%;"><div style="width: 83.33%;"></div></div>	5	0	0
Write-In: Clint Owlett	1	16.67%	<div style="width: 16.67%;"><div style="width: 16.67%;"></div></div>	1	0	0
Not Assigned	0	0.00%	<div style="width: 0%;"><div style="width: 0%;"></div></div>	0	0	0
Total Votes Cast	6	100.00%	<div style="width: 100%;"><div style="width: 100%;"></div></div>	6	0	0
Contest Totals	22			16	6	0

Tioga Township

DEM MEMBER DEM STATE COMM 59TH DIST

Vote For 1

	TOTAL	VOTE %		Election Day	Absentee /Mail-in Ballots	Provisional
Write-In Totals	6	100.00%	<div style="width: 100%; height: 10px; background-color: #ffc107;"></div>	5	1	0
Write-In: Non Registered Candidate	5	83.33%	<div style="width: 83.33%; height: 10px; background-color: #ffc107;"></div>	5	0	0
Write-In: Gabe Hakvagg	0	0.00%	<div style="width: 0%; height: 10px; background-color: #ffc107;"></div>	0	0	0
Write-In: Carrie Heath	0	0.00%	<div style="width: 0%; height: 10px; background-color: #ffc107;"></div>	0	0	0
Write-In: Sandy Wilson	0	0.00%	<div style="width: 0%; height: 10px; background-color: #ffc107;"></div>	0	0	0
Write-In: Carol Druck	0	0.00%	<div style="width: 0%; height: 10px; background-color: #ffc107;"></div>	0	0	0
Write-In: Gary Wilson	0	0.00%	<div style="width: 0%; height: 10px; background-color: #ffc107;"></div>	0	0	0
Not Assigned	1	16.67%	<div style="width: 16.67%; height: 10px; background-color: #ffc107;"></div>	0	1	0
Total Votes Cast	6	100.00%	<div style="width: 100%; height: 10px; background-color: #ffc107;"></div>	5	1	0
Contest Totals	22			16	6	0

DEM DEM COMM Tioga Township

Vote For 2

	TOTAL	VOTE %		Election Day	Absentee /Mail-in Ballots	Provisional
Sharon M. Breitenbeck	17	44.74%	<div style="width: 44.74%; height: 10px; background-color: #ffc107;"></div>	11	6	0
Timothy W. Fay Sr.	21	55.26%	<div style="width: 55.26%; height: 10px; background-color: #ffc107;"></div>	15	6	0
Write-In Totals	0	0.00%	<div style="width: 0%; height: 10px; background-color: #ffc107;"></div>	0	0	0
Not Assigned	0	0.00%	<div style="width: 0%; height: 10px; background-color: #ffc107;"></div>	0	0	0
Total Votes Cast	38	100.00%	<div style="width: 100%; height: 10px; background-color: #ffc107;"></div>	26	12	0
Contest Totals	44			32	12	0

REP UNITED STATES SENATOR

Vote For 1

	TOTAL	VOTE %		Election Day	Absentee /Mail-in Ballots	Provisional
Kathy Barnette	35	28.69%	<div style="width: 28.69%; height: 10px; background-color: #ffc107;"></div>	32	3	0
Mehmet Oz	31	25.41%	<div style="width: 25.41%; height: 10px; background-color: #ffc107;"></div>	31	0	0
George Bochetto	3	2.46%	<div style="width: 2.46%; height: 10px; background-color: #ffc107;"></div>	1	2	0
Jeff Bartos	2	1.64%	<div style="width: 1.64%; height: 10px; background-color: #ffc107;"></div>	2	0	0
Dave McCormick	39	31.97%	<div style="width: 31.97%; height: 10px; background-color: #ffc107;"></div>	31	7	1
Sean Gale	3	2.46%	<div style="width: 2.46%; height: 10px; background-color: #ffc107;"></div>	2	1	0
Carla Sands	9	7.38%	<div style="width: 7.38%; height: 10px; background-color: #ffc107;"></div>	9	0	0
Write-In Totals	0	0.00%	<div style="width: 0%; height: 10px; background-color: #ffc107;"></div>	0	0	0
Write-In: John Fetterman	0	0.00%	<div style="width: 0%; height: 10px; background-color: #ffc107;"></div>	0	0	0
Not Assigned	0	0.00%	<div style="width: 0%; height: 10px; background-color: #ffc107;"></div>	0	0	0
Total Votes Cast	122	100.00%	<div style="width: 100%; height: 10px; background-color: #ffc107;"></div>	108	13	1
Contest Totals	124			110	13	1

Tioga Township

REP GOVERNOR

Vote For 1

	TOTAL	VOTE %	Election Day	Absentee /Mail-in Ballots	Provisional
Lou Barletta	9	7.38%	8	1	0
Douglas V. Mastriano	71	58.20%	68	2	1
Nche Zama	4	3.28%	4	0	0
Dave White	9	7.38%	9	0	0
Melissa Hart	8	6.56%	8	0	0
Bill McSwain	11	9.02%	9	2	0
Charlie Gerow	1	0.82%	0	1	0
Joe Gale	2	1.64%	1	1	0
Jake Corman	7	5.74%	1	6	0
Write-In Totals	0	0.00%	0	0	0
Write-In: Josh Shapiro	0	0.00%	0	0	0
Not Assigned	0	0.00%	0	0	0
Total Votes Cast	122	100.00%	108	13	1
Contest Totals	124		110	13	1

REP LIEUTENANT GOVERNOR

Vote For 1

	TOTAL	VOTE %	Election Day	Absentee /Mail-in Ballots	Provisional
Clarice Schillinger	10	9.01%	6	4	0
James Earl Jones	14	12.61%	14	0	0
Rick Saccone	23	20.72%	22	1	0
John Brown	12	10.81%	12	0	0
Chris Frye	10	9.01%	9	1	0
Jeff Coleman	13	11.71%	12	1	0
Russ Diamond	1	0.90%	1	0	0
Carrie Lewis DelRosso	8	7.21%	7	1	0
Teddy Daniels	20	18.02%	15	4	1
Write-In Totals	0	0.00%	0	0	0
Write-In: Austin Davis	0	0.00%	0	0	0
Write-In: Brian Sims	0	0.00%	0	0	0
Not Assigned	0	0.00%	0	0	0
Total Votes Cast	111	100.00%	98	12	1
Contest Totals	124		110	13	1

Tioga Township

REP REP IN CONGRESS 15TH DIS

Vote For 1

	TOTAL	VOTE %	Election Day	Absentee /Mail-in Ballots	Provisional
Glenn GT Thompson	103	98.10%	90	12	1
Write-In Totals	2	1.90%	1	1	0
Not Assigned	2	1.90%	1	1	0
Total Votes Cast	105	100.00%	91	13	1
Contest Totals	124		110	13	1

REP REP IN THE GEN ASSEM 68TH DIS

Vote For 1

	TOTAL	VOTE %	Election Day	Absentee /Mail-in Ballots	Provisional
Clint Owlett	117	100.00%	104	12	1
Write-In Totals	0	0.00%	0	0	0
Not Assigned	0	0.00%	0	0	0
Total Votes Cast	117	100.00%	104	12	1
Contest Totals	124		110	13	1

REP MEMBER OF THE REPUBLICAN STATE COMMITTEE

Vote For 2

	TOTAL	VOTE %	Election Day	Absentee /Mail-in Ballots	Provisional
Sandy Wilson	89	44.50%	81	8	0
Gary Wilson	83	41.50%	75	7	1
Carol Druck	27	13.50%	21	6	0
Write-In Totals	1	0.50%	0	1	0
Not Assigned	1	0.50%	0	1	0
Total Votes Cast	200	100.00%	177	22	1
Contest Totals	248		220	26	2

REP REP COMM MAN Tioga Township

Vote For 1

	TOTAL	VOTE %	Election Day	Absentee /Mail-in Ballots	Provisional
Write-In Totals	3	100.00%	2	1	0
Not Assigned	3	100.00%	2	1	0
Total Votes Cast	3	100.00%	2	1	0
Contest Totals	124		110	13	1

Tioga Township

REP REP COMM WOMAN Tioga Township

Vote For 1

	TOTAL	VOTE %		Election Day	Absentee /Mail-in Ballots	Provisional
Write-In Totals	1	100.00%	<div style="width: 100%; height: 10px; background-color: #f0e68c;"></div>	0	1	0
Not Assigned	1	100.00%	<div style="width: 100%; height: 10px; background-color: #f0e68c;"></div>	0	1	0
Total Votes Cast	1	100.00%	<div style="width: 100%; height: 10px; background-color: #f0e68c;"></div>	0	1	0
Contest Totals	124			110	13	1

Tioga Borough

Statistics

	TOTAL	Election Day	Absentee /Mail-in Ballots	Provisional
Registered Voters - Total	371			
Registered Voters - Democratic	78			
Registered Voters - Republican	214			
Registered Voters - Nonpartisan	79			
Ballots Cast - Total	95	85	10	0
Ballots Cast - Democratic	19	15	4	0
Ballots Cast - Republican	76	70	6	0
Ballots Cast - Nonpartisan	0	0	0	0
Ballots Cast - Blank	2	2	0	0
Voter Turnout - Total	25.61%			
Voter Turnout - Democratic	24.36%			
Voter Turnout - Republican	35.51%			
Voter Turnout - Nonpartisan	0.00%			

DEM UNITED STATES SENATOR

Vote For 1

	TOTAL	VOTE %	Election Day	Absentee /Mail-in Ballots	Provisional
Alex Khalil	2	12.50%	2	0	0
Conor Lamb	4	25.00%	3	1	0
Malcolm Kenyatta	1	6.25%	0	1	0
John Fetterman	9	56.25%	7	2	0
Write-In Totals	0	0.00%	0	0	0
Write-In: Kathy Barnette	0	0.00%	0	0	0
Write-In: Mehmet Oz	0	0.00%	0	0	0
Write-In: Dave McCormick	0	0.00%	0	0	0
Write-In: Jeff Bartos	0	0.00%	0	0	0
Not Assigned	0	0.00%	0	0	0
Total Votes Cast	16	100.00%	12	4	0
Contest Totals	19		15	4	0

DEM GOVERNOR

Vote For 1

	TOTAL	VOTE %	Election Day	Absentee /Mail-in Ballots	Provisional
Josh Shapiro	16	94.12%	13	3	0
Write-In Totals	1	5.88%	0	1	0
Write-In: Douglas V. Mastriano	1	5.88%	0	1	0
Write-In: Dave White	0	0.00%	0	0	0
Write-In: Lou Barletta	0	0.00%	0	0	0
Write-In: Nche Zama	0	0.00%	0	0	0
Write-In: Melissa Hart	0	0.00%	0	0	0
Not Assigned	0	0.00%	0	0	0
Total Votes Cast	17	100.00%	13	4	0
Contest Totals	19		15	4	0

Tioga Borough

DEM LIEUTENANT GOVERNOR

Vote For 1

	TOTAL	VOTE %		Election Day	Absentee /Mail-in Ballots	Provisional
Austin Davis	7	41.18%	<div style="width: 41.18%; background-color: #ffc107;"></div>	5	2	0
Ray Sosa	6	35.29%	<div style="width: 35.29%; background-color: #ffc107;"></div>	6	0	0
Brian Sims	3	17.65%	<div style="width: 17.65%; background-color: #ffc107;"></div>	2	1	0
Write-In Totals	1	5.88%	<div style="width: 5.88%; background-color: #ffc107;"></div>	0	1	0
Write-In: Jeff Coleman	0	0.00%	<div style="width: 0.00%; background-color: #ffc107;"></div>	0	0	0
Write-In: Carrie Lewis DelRosso	0	0.00%	<div style="width: 0.00%; background-color: #ffc107;"></div>	0	0	0
Write-In: Teddy Daniels	0	0.00%	<div style="width: 0.00%; background-color: #ffc107;"></div>	0	0	0
Write-In: James Earl Jones	0	0.00%	<div style="width: 0.00%; background-color: #ffc107;"></div>	0	0	0
Write-In: Rick Saccone	0	0.00%	<div style="width: 0.00%; background-color: #ffc107;"></div>	0	0	0
Write-In: Chris Frye	0	0.00%	<div style="width: 0.00%; background-color: #ffc107;"></div>	0	0	0
Write-In: John Brown	0	0.00%	<div style="width: 0.00%; background-color: #ffc107;"></div>	0	0	0
Write-In: Clarice Schillinger	0	0.00%	<div style="width: 0.00%; background-color: #ffc107;"></div>	0	0	0
Write-In: Russ Diamond	0	0.00%	<div style="width: 0.00%; background-color: #ffc107;"></div>	0	0	0
Not Assigned	1	5.88%	<div style="width: 5.88%; background-color: #ffc107;"></div>	0	1	0
Total Votes Cast	17	100.00%	<div style="width: 100.00%; background-color: #ffc107;"></div>	13	4	0
Contest Totals	19			15	4	0

DEM REP IN CONGRESS 15TH DIS

Vote For 1

	TOTAL	VOTE %		Election Day	Absentee /Mail-in Ballots	Provisional
Write-In Totals	1	100.00%	<div style="width: 100.00%; background-color: #ffc107;"></div>	0	1	0
Write-In: Ronnie Ray Jenkins	0	0.00%	<div style="width: 0.00%; background-color: #ffc107;"></div>	0	0	0
Write-In: Glenn GT Thompson	0	0.00%	<div style="width: 0.00%; background-color: #ffc107;"></div>	0	0	0
Write-In: Mike Molesevich	0	0.00%	<div style="width: 0.00%; background-color: #ffc107;"></div>	0	0	0
Not Assigned	1	100.00%	<div style="width: 100.00%; background-color: #ffc107;"></div>	0	1	0
Total Votes Cast	1	100.00%	<div style="width: 100.00%; background-color: #ffc107;"></div>	0	1	0
Contest Totals	19			15	4	0

DEM REP IN THE GEN ASSEM 68TH DIS

Vote For 1

	TOTAL	VOTE %		Election Day	Absentee /Mail-in Ballots	Provisional
Write-In Totals	1	100.00%	<div style="width: 100.00%; background-color: #ffc107;"></div>	0	1	0
Write-In: Clint Owlett	0	0.00%	<div style="width: 0.00%; background-color: #ffc107;"></div>	0	0	0
Write-In: Carrie Heath	0	0.00%	<div style="width: 0.00%; background-color: #ffc107;"></div>	0	0	0
Not Assigned	1	100.00%	<div style="width: 100.00%; background-color: #ffc107;"></div>	0	1	0
Total Votes Cast	1	100.00%	<div style="width: 100.00%; background-color: #ffc107;"></div>	0	1	0
Contest Totals	19			15	4	0

Tioga Borough

DEM MEMBER DEM STATE COMM 59TH DIST

Vote For 1

	TOTAL	VOTE %		Election Day	Absentee /Mail-in Ballots	Provisional
Write-In Totals	1	100.00%	<div style="width: 100%; height: 10px; background-color: #ffc107;"></div>	0	1	0
Write-In: Non Registered Candidate	1	100.00%	<div style="width: 100%; height: 10px; background-color: #ffc107;"></div>	0	1	0
Write-In: Gabe Hakvagg	0	0.00%	<div style="width: 0%; height: 10px; background-color: #6c757d;"></div>	0	0	0
Write-In: Carrie Heath	0	0.00%	<div style="width: 0%; height: 10px; background-color: #6c757d;"></div>	0	0	0
Write-In: Sandy Wilson	0	0.00%	<div style="width: 0%; height: 10px; background-color: #6c757d;"></div>	0	0	0
Write-In: Carol Druck	0	0.00%	<div style="width: 0%; height: 10px; background-color: #6c757d;"></div>	0	0	0
Write-In: Gary Wilson	0	0.00%	<div style="width: 0%; height: 10px; background-color: #6c757d;"></div>	0	0	0
Not Assigned	0	0.00%	<div style="width: 0%; height: 10px; background-color: #6c757d;"></div>	0	0	0
Total Votes Cast	1	100.00%	<div style="width: 100%; height: 10px; background-color: #ffc107;"></div>	0	1	0
Contest Totals	19			15	4	0

DEM DEM COMM Tioga Borough

Vote For 2

	TOTAL	VOTE %		Election Day	Absentee /Mail-in Ballots	Provisional
Write-In Totals	1	100.00%	<div style="width: 100%; height: 10px; background-color: #ffc107;"></div>	0	1	0
Not Assigned	1	100.00%	<div style="width: 100%; height: 10px; background-color: #ffc107;"></div>	0	1	0
Total Votes Cast	1	100.00%	<div style="width: 100%; height: 10px; background-color: #ffc107;"></div>	0	1	0
Contest Totals	38			30	8	0

REP UNITED STATES SENATOR

Vote For 1

	TOTAL	VOTE %		Election Day	Absentee /Mail-in Ballots	Provisional
Kathy Barnette	20	26.67%	<div style="width: 26.67%; height: 10px; background-color: #ffc107;"></div>	18	2	0
Mehmet Oz	26	34.67%	<div style="width: 34.67%; height: 10px; background-color: #ffc107;"></div>	24	2	0
George Bochetto	2	2.67%	<div style="width: 2.67%; height: 10px; background-color: #ffc107;"></div>	2	0	0
Jeff Bartos	6	8.00%	<div style="width: 8.00%; height: 10px; background-color: #ffc107;"></div>	6	0	0
Dave McCormick	16	21.33%	<div style="width: 21.33%; height: 10px; background-color: #ffc107;"></div>	14	2	0
Sean Gale	0	0.00%	<div style="width: 0%; height: 10px; background-color: #6c757d;"></div>	0	0	0
Carla Sands	5	6.67%	<div style="width: 6.67%; height: 10px; background-color: #ffc107;"></div>	5	0	0
Write-In Totals	0	0.00%	<div style="width: 0%; height: 10px; background-color: #6c757d;"></div>	0	0	0
Write-In: John Fetterman	0	0.00%	<div style="width: 0%; height: 10px; background-color: #6c757d;"></div>	0	0	0
Not Assigned	0	0.00%	<div style="width: 0%; height: 10px; background-color: #6c757d;"></div>	0	0	0
Total Votes Cast	75	100.00%	<div style="width: 100%; height: 10px; background-color: #ffc107;"></div>	69	6	0
Contest Totals	76			70	6	0

Tioga Borough

REP GOVERNOR

Vote For 1

	TOTAL	VOTE %	Election Day	Absentee /Mail-in Ballots	Provisional
Lou Barletta	6	8.00%	5	1	0
Douglas V. Mastriano	48	64.00%	46	2	0
Nche Zama	4	5.33%	3	1	0
Dave White	5	6.67%	4	1	0
Melissa Hart	4	5.33%	3	1	0
Bill McSwain	5	6.67%	5	0	0
Charlie Gerow	0	0.00%	0	0	0
Joe Gale	1	1.33%	1	0	0
Jake Corman	2	2.67%	2	0	0
Write-In Totals	0	0.00%	0	0	0
Write-In: Josh Shapiro	0	0.00%	0	0	0
Not Assigned	0	0.00%	0	0	0
Total Votes Cast	75	100.00%	69	6	0
Contest Totals	76		70	6	0

REP LIEUTENANT GOVERNOR

Vote For 1

	TOTAL	VOTE %	Election Day	Absentee /Mail-in Ballots	Provisional
Clarice Schillinger	5	7.58%	4	1	0
James Earl Jones	10	15.15%	8	2	0
Rick Saccone	8	12.12%	7	1	0
John Brown	5	7.58%	5	0	0
Chris Frye	6	9.09%	6	0	0
Jeff Coleman	16	24.24%	16	0	0
Russ Diamond	3	4.55%	2	1	0
Carrie Lewis DelRosso	4	6.06%	4	0	0
Teddy Daniels	9	13.64%	8	1	0
Write-In Totals	0	0.00%	0	0	0
Write-In: Austin Davis	0	0.00%	0	0	0
Write-In: Brian Sims	0	0.00%	0	0	0
Not Assigned	0	0.00%	0	0	0
Total Votes Cast	66	100.00%	60	6	0
Contest Totals	76		70	6	0

Tioga Borough

REP REP IN CONGRESS 15TH DIS

Vote For 1

	TOTAL	VOTE %		Election Day	Absentee /Mail-in Ballots	Provisional
Glenn GT Thompson	60	100.00%	<div style="width: 100%; height: 10px; background-color: #ffc107;"></div>	54	6	0
Write-In Totals	0	0.00%	<div style="width: 0%; height: 10px; background-color: #6c757d;"></div>	0	0	0
Not Assigned	0	0.00%	<div style="width: 0%; height: 10px; background-color: #6c757d;"></div>	0	0	0
Total Votes Cast	60	100.00%	<div style="width: 100%; height: 10px; background-color: #ffc107;"></div>	54	6	0
Contest Totals	76			70	6	0

REP REP IN THE GEN ASSEM 68TH DIS

Vote For 1

	TOTAL	VOTE %		Election Day	Absentee /Mail-in Ballots	Provisional
Clint Owlett	75	100.00%	<div style="width: 100%; height: 10px; background-color: #ffc107;"></div>	69	6	0
Write-In Totals	0	0.00%	<div style="width: 0%; height: 10px; background-color: #6c757d;"></div>	0	0	0
Not Assigned	0	0.00%	<div style="width: 0%; height: 10px; background-color: #6c757d;"></div>	0	0	0
Total Votes Cast	75	100.00%	<div style="width: 100%; height: 10px; background-color: #ffc107;"></div>	69	6	0
Contest Totals	76			70	6	0

REP MEMBER OF THE REPUBLICAN STATE COMMITTEE

Vote For 2

	TOTAL	VOTE %		Election Day	Absentee /Mail-in Ballots	Provisional
Sandy Wilson	52	45.22%	<div style="width: 45.22%; height: 10px; background-color: #ffc107;"></div>	47	5	0
Gary Wilson	53	46.09%	<div style="width: 46.09%; height: 10px; background-color: #ffc107;"></div>	47	6	0
Carol Druck	10	8.70%	<div style="width: 8.70%; height: 10px; background-color: #ffc107;"></div>	10	0	0
Write-In Totals	0	0.00%	<div style="width: 0%; height: 10px; background-color: #6c757d;"></div>	0	0	0
Not Assigned	0	0.00%	<div style="width: 0%; height: 10px; background-color: #6c757d;"></div>	0	0	0
Total Votes Cast	115	100.00%	<div style="width: 100%; height: 10px; background-color: #ffc107;"></div>	104	11	0
Contest Totals	152			140	12	0

REP REP COMM MAN Tioga Borough




Vote For 1

	TOTAL	VOTE %		Election Day	Absentee /Mail-in Ballots	Provisional
Write-In Totals	3	100.00%	<div style="width: 100%; height: 10px; background-color: #ffc107;"></div>	3	0	0
Not Assigned	3	100.00%	<div style="width: 100%; height: 10px; background-color: #ffc107;"></div>	3	0	0
Total Votes Cast	3	100.00%	<div style="width: 100%; height: 10px; background-color: #ffc107;"></div>	3	0	0
Contest Totals	76			70	6	0

Tioga Borough

REP REP COMM WOMAN Tioga Borough

Vote For 1

	TOTAL	VOTE %		Election Day	Absentee /Mail-in Ballots	Provisional
Write-In Totals	1	100.00%		1	0	0
Not Assigned	1	100.00%		1	0	0
Total Votes Cast	1	100.00%		1	0	0
Contest Totals	76			70	6	0

Union Township

Statistics

	TOTAL	Election Day	Absentee /Mail-in Ballots	Provisional
Registered Voters - Total	578			
Registered Voters - Democratic	103			
Registered Voters - Republican	403			
Registered Voters - Nonpartisan	72			
Ballots Cast - Total	207	193	14	0
Ballots Cast - Democratic	40	34	6	0
Ballots Cast - Republican	167	159	8	0
Ballots Cast - Nonpartisan	0	0	0	0
Ballots Cast - Blank	0	0	0	0
Voter Turnout - Total	35.81%			
Voter Turnout - Democratic	38.84%			
Voter Turnout - Republican	41.44%			
Voter Turnout - Nonpartisan	0.00%			

DEM UNITED STATES SENATOR

Vote For 1

	TOTAL	VOTE %	Election Day	Absentee /Mail-in Ballots	Provisional
Alex Khalil	2	5.13%	1	1	0
Conor Lamb	3	7.69%	1	2	0
Malcolm Kenyatta	3	7.69%	3	0	0
John Fetterman	29	74.36%	26	3	0
Write-In Totals	2	5.13%	2	0	0
Write-In: Kathy Barnette	1	2.56%	1	0	0
Write-In: Mehmet Oz	0	0.00%	0	0	0
Write-In: Dave McCormick	0	0.00%	0	0	0
Write-In: Jeff Bartos	0	0.00%	0	0	0
Not Assigned	1	2.56%	1	0	0
Total Votes Cast	39	100.00%	33	6	0
Contest Totals	40		34	6	0

DEM GOVERNOR

Vote For 1

	TOTAL	VOTE %	Election Day	Absentee /Mail-in Ballots	Provisional
Josh Shapiro	33	91.67%	29	4	0
Write-In Totals	3	8.33%	2	1	0
Write-In: Nche Zama	1	2.78%	1	0	0
Write-In: Douglas V. Mastriano	1	2.78%	0	1	0
Write-In: Dave White	0	0.00%	0	0	0
Write-In: Lou Barletta	0	0.00%	0	0	0
Write-In: Melissa Hart	0	0.00%	0	0	0
Not Assigned	1	2.78%	1	0	0
Total Votes Cast	36	100.00%	31	5	0
Contest Totals	40		34	6	0

Union Township

DEM LIEUTENANT GOVERNOR

Vote For 1

	TOTAL	VOTE %		Election Day	Absentee /Mail-in Ballots	Provisional
Austin Davis	17	45.95%	<div style="width: 45.95%; background-color: #ffc107;"></div>	15	2	0
Ray Sosa	10	27.03%	<div style="width: 27.03%; background-color: #ffc107;"></div>	6	4	0
Brian Sims	10	27.03%	<div style="width: 27.03%; background-color: #ffc107;"></div>	10	0	0
Write-In Totals	0	0.00%	<div style="width: 0.00%; background-color: #ffc107;"></div>	0	0	0
Write-In: Jeff Coleman	0	0.00%	<div style="width: 0.00%; background-color: #ffc107;"></div>	0	0	0
Write-In: Carrie Lewis DelRosso	0	0.00%	<div style="width: 0.00%; background-color: #ffc107;"></div>	0	0	0
Write-In: Teddy Daniels	0	0.00%	<div style="width: 0.00%; background-color: #ffc107;"></div>	0	0	0
Write-In: James Earl Jones	0	0.00%	<div style="width: 0.00%; background-color: #ffc107;"></div>	0	0	0
Write-In: Rick Saccone	0	0.00%	<div style="width: 0.00%; background-color: #ffc107;"></div>	0	0	0
Write-In: Chris Frye	0	0.00%	<div style="width: 0.00%; background-color: #ffc107;"></div>	0	0	0
Write-In: John Brown	0	0.00%	<div style="width: 0.00%; background-color: #ffc107;"></div>	0	0	0
Write-In: Clarice Schillinger	0	0.00%	<div style="width: 0.00%; background-color: #ffc107;"></div>	0	0	0
Write-In: Russ Diamond	0	0.00%	<div style="width: 0.00%; background-color: #ffc107;"></div>	0	0	0
Not Assigned	0	0.00%	<div style="width: 0.00%; background-color: #ffc107;"></div>	0	0	0
Total Votes Cast	37	100.00%	<div style="width: 100.00%; background-color: #ffc107;"></div>	31	6	0
Contest Totals	40			34	6	0

DEM REP IN CONGRESS 15TH DIS

Vote For 1

	TOTAL	VOTE %		Election Day	Absentee /Mail-in Ballots	Provisional
Write-In Totals	1	100.00%	<div style="width: 100.00%; background-color: #ffc107;"></div>	1	0	0
Write-In: Ronnie Ray Jenkins	0	0.00%	<div style="width: 0.00%; background-color: #ffc107;"></div>	0	0	0
Write-In: Glenn GT Thompson	0	0.00%	<div style="width: 0.00%; background-color: #ffc107;"></div>	0	0	0
Write-In: Mike Molesevich	0	0.00%	<div style="width: 0.00%; background-color: #ffc107;"></div>	0	0	0
Not Assigned	1	100.00%	<div style="width: 100.00%; background-color: #ffc107;"></div>	1	0	0
Total Votes Cast	1	100.00%	<div style="width: 100.00%; background-color: #ffc107;"></div>	1	0	0
Contest Totals	40			34	6	0

DEM REP IN THE GEN ASSEM 68TH DIS

Vote For 1

	TOTAL	VOTE %		Election Day	Absentee /Mail-in Ballots	Provisional
Write-In Totals	2	100.00%	<div style="width: 100.00%; background-color: #ffc107;"></div>	2	0	0
Write-In: Clint Owlett	1	50.00%	<div style="width: 50.00%; background-color: #ffc107;"></div>	1	0	0
Write-In: Carrie Heath	0	0.00%	<div style="width: 0.00%; background-color: #ffc107;"></div>	0	0	0
Not Assigned	1	50.00%	<div style="width: 50.00%; background-color: #ffc107;"></div>	1	0	0
Total Votes Cast	2	100.00%	<div style="width: 100.00%; background-color: #ffc107;"></div>	2	0	0
Contest Totals	40			34	6	0

Union Township

DEM MEMBER DEM STATE COMM 59TH DIST

Vote For 1

	TOTAL	VOTE %		Election Day	Absentee /Mail-in Ballots	Provisional
Write-In Totals	1	100.00%	<div style="width: 100%; height: 10px; background-color: #ffc107;"></div>	0	1	0
Write-In: Carol Druck	1	100.00%	<div style="width: 100%; height: 10px; background-color: #ffc107;"></div>	0	1	0
Write-In: Gabe Hakvagg	0	0.00%	<div style="width: 0%; height: 10px; background-color: #6c757d;"></div>	0	0	0
Write-In: Carrie Heath	0	0.00%	<div style="width: 0%; height: 10px; background-color: #6c757d;"></div>	0	0	0
Write-In: Sandy Wilson	0	0.00%	<div style="width: 0%; height: 10px; background-color: #6c757d;"></div>	0	0	0
Write-In: Non Registered Candidate	0	0.00%	<div style="width: 0%; height: 10px; background-color: #6c757d;"></div>	0	0	0
Write-In: Gary Wilson	0	0.00%	<div style="width: 0%; height: 10px; background-color: #6c757d;"></div>	0	0	0
Not Assigned	0	0.00%	<div style="width: 0%; height: 10px; background-color: #6c757d;"></div>	0	0	0
Total Votes Cast	1	100.00%	<div style="width: 100%; height: 10px; background-color: #ffc107;"></div>	0	1	0
Contest Totals	40			34	6	0

DEM DEM COMM Union Township

Vote For 2

	TOTAL	VOTE %		Election Day	Absentee /Mail-in Ballots	Provisional
Write-In Totals	0			0	0	0
Not Assigned	0			0	0	0
Total Votes Cast	0			0	0	0
Contest Totals	80			68	12	0

REP UNITED STATES SENATOR

Vote For 1

	TOTAL	VOTE %		Election Day	Absentee /Mail-in Ballots	Provisional
Kathy Barnette	35	21.08%	<div style="width: 21.08%; height: 10px; background-color: #ffc107;"></div>	33	2	0
Mehmet Oz	39	23.49%	<div style="width: 23.49%; height: 10px; background-color: #ffc107;"></div>	37	2	0
George Bochetto	3	1.81%	<div style="width: 1.81%; height: 10px; background-color: #ffc107;"></div>	3	0	0
Jeff Bartos	9	5.42%	<div style="width: 5.42%; height: 10px; background-color: #ffc107;"></div>	8	1	0
Dave McCormick	71	42.77%	<div style="width: 42.77%; height: 10px; background-color: #ffc107;"></div>	69	2	0
Sean Gale	3	1.81%	<div style="width: 1.81%; height: 10px; background-color: #ffc107;"></div>	3	0	0
Carla Sands	6	3.61%	<div style="width: 3.61%; height: 10px; background-color: #ffc107;"></div>	5	1	0
Write-In Totals	0	0.00%	<div style="width: 0%; height: 10px; background-color: #6c757d;"></div>	0	0	0
Write-In: John Fetterman	0	0.00%	<div style="width: 0%; height: 10px; background-color: #6c757d;"></div>	0	0	0
Not Assigned	0	0.00%	<div style="width: 0%; height: 10px; background-color: #6c757d;"></div>	0	0	0
Total Votes Cast	166	100.00%	<div style="width: 100%; height: 10px; background-color: #ffc107;"></div>	158	8	0
Contest Totals	167			159	8	0

Union Township

REP GOVERNOR

Vote For 1

	TOTAL	VOTE %	Election Day	Absentee /Mail-in Ballots	Provisional
Lou Barletta	33	20.37%	33	0	0
Douglas V. Mastriano	77	47.53%	74	3	0
Nche Zama	13	8.02%	12	1	0
Dave White	13	8.02%	10	3	0
Melissa Hart	0	0.00%	0	0	0
Bill McSwain	24	14.81%	23	1	0
Charlie Gerow	0	0.00%	0	0	0
Joe Gale	1	0.62%	1	0	0
Jake Corman	1	0.62%	1	0	0
Write-In Totals	0	0.00%	0	0	0
Write-In: Josh Shapiro	0	0.00%	0	0	0
Not Assigned	0	0.00%	0	0	0
Total Votes Cast	162	100.00%	154	8	0
Contest Totals	167		159	8	0

REP LIEUTENANT GOVERNOR

Vote For 1

	TOTAL	VOTE %	Election Day	Absentee /Mail-in Ballots	Provisional
Clarice Schillinger	11	7.24%	11	0	0
James Earl Jones	19	12.50%	18	1	0
Rick Saccone	17	11.18%	17	0	0
John Brown	11	7.24%	11	0	0
Chris Frye	3	1.97%	3	0	0
Jeff Coleman	20	13.16%	19	1	0
Russ Diamond	14	9.21%	13	1	0
Carrie Lewis DelRosso	38	25.00%	33	5	0
Teddy Daniels	19	12.50%	19	0	0
Write-In Totals	0	0.00%	0	0	0
Write-In: Austin Davis	0	0.00%	0	0	0
Write-In: Brian Sims	0	0.00%	0	0	0
Not Assigned	0	0.00%	0	0	0
Total Votes Cast	152	100.00%	144	8	0
Contest Totals	167		159	8	0

Union Township

REP REP IN CONGRESS 15TH DIS

Vote For 1

	TOTAL	VOTE %		Election Day	Absentee /Mail-in Ballots	Provisional
Glenn GT Thompson	130	99.24%	<div style="width: 99.24%;"><div style="width: 99.24%;"></div></div>	124	6	0
Write-In Totals	1	0.76%	<div style="width: 0.76%;"><div style="width: 0.76%;"></div></div>	1	0	0
Not Assigned	1	0.76%	<div style="width: 0.76%;"><div style="width: 0.76%;"></div></div>	1	0	0
Total Votes Cast	131	100.00%	<div style="width: 100.00%;"><div style="width: 100.00%;"></div></div>	125	6	0
Contest Totals	167			159	8	0

REP REP IN THE GEN ASSEM 68TH DIS

Vote For 1

	TOTAL	VOTE %		Election Day	Absentee /Mail-in Ballots	Provisional
Clint Owlett	162	100.00%	<div style="width: 100.00%;"><div style="width: 100.00%;"></div></div>	154	8	0
Write-In Totals	0	0.00%	<div style="width: 0.00%;"><div style="width: 0.00%;"></div></div>	0	0	0
Not Assigned	0	0.00%	<div style="width: 0.00%;"><div style="width: 0.00%;"></div></div>	0	0	0
Total Votes Cast	162	100.00%	<div style="width: 100.00%;"><div style="width: 100.00%;"></div></div>	154	8	0
Contest Totals	167			159	8	0

REP MEMBER OF THE REPUBLICAN STATE COMMITTEE

Vote For 2

	TOTAL	VOTE %		Election Day	Absentee /Mail-in Ballots	Provisional
Sandy Wilson	75	32.75%	<div style="width: 32.75%;"><div style="width: 32.75%;"></div></div>	71	4	0
Gary Wilson	107	46.72%	<div style="width: 46.72%;"><div style="width: 46.72%;"></div></div>	99	8	0
Carol Druck	45	19.65%	<div style="width: 19.65%;"><div style="width: 19.65%;"></div></div>	41	4	0
Write-In Totals	2	0.87%	<div style="width: 0.87%;"><div style="width: 0.87%;"></div></div>	2	0	0
Not Assigned	2	0.87%	<div style="width: 0.87%;"><div style="width: 0.87%;"></div></div>	2	0	0
Total Votes Cast	229	100.00%	<div style="width: 100.00%;"><div style="width: 100.00%;"></div></div>	213	16	0
Contest Totals	334			318	16	0

REP REP COMM MAN Union Township




Vote For 1

	TOTAL	VOTE %		Election Day	Absentee /Mail-in Ballots	Provisional
Write-In Totals	12	100.00%	<div style="width: 100.00%;"><div style="width: 100.00%;"></div></div>	12	0	0
Not Assigned	12	100.00%	<div style="width: 100.00%;"><div style="width: 100.00%;"></div></div>	12	0	0
Total Votes Cast	12	100.00%	<div style="width: 100.00%;"><div style="width: 100.00%;"></div></div>	12	0	0
Contest Totals	167			159	8	0

Union Township

REP REP COMM WOMAN Union Township

Vote For 1

	TOTAL	VOTE %		Election Day	Absentee /Mail-in Ballots	Provisional
Write-In Totals	5	100.00%		5	0	0
Not Assigned	5	100.00%		5	0	0
Total Votes Cast	5	100.00%		5	0	0
Contest Totals	167			159	8	0

Ward Township

Statistics

	TOTAL	Election Day	Absentee /Mail-in Ballots	Provisional
Registered Voters - Total	138			
Registered Voters - Democratic	18			
Registered Voters - Republican	92			
Registered Voters - Nonpartisan	28			
Ballots Cast - Total	58	54	4	0
Ballots Cast - Democratic	7	3	4	0
Ballots Cast - Republican	51	51	0	0
Ballots Cast - Nonpartisan	0	0	0	0
Ballots Cast - Blank	0	0	0	0
Voter Turnout - Total	42.03%			
Voter Turnout - Democratic	38.89%			
Voter Turnout - Republican	55.43%			
Voter Turnout - Nonpartisan	0.00%			

DEM UNITED STATES SENATOR

Vote For 1

	TOTAL	VOTE %	Election Day	Absentee /Mail-in Ballots	Provisional
Alex Khalil	0	0.00%	0	0	0
Conor Lamb	1	14.29%	0	1	0
Malcolm Kenyatta	0	0.00%	0	0	0
John Fetterman	6	85.71%	3	3	0
Write-In Totals	0	0.00%	0	0	0
Write-In: Kathy Barnette	0	0.00%	0	0	0
Write-In: Mehmet Oz	0	0.00%	0	0	0
Write-In: Dave McCormick	0	0.00%	0	0	0
Write-In: Jeff Bartos	0	0.00%	0	0	0
Not Assigned	0	0.00%	0	0	0
Total Votes Cast	7	100.00%	3	4	0
Contest Totals	7		3	4	0

DEM GOVERNOR

Vote For 1

	TOTAL	VOTE %	Election Day	Absentee /Mail-in Ballots	Provisional
Josh Shapiro	7	100.00%	3	4	0
Write-In Totals	0	0.00%	0	0	0
Write-In: Dave White	0	0.00%	0	0	0
Write-In: Lou Barletta	0	0.00%	0	0	0
Write-In: Nche Zama	0	0.00%	0	0	0
Write-In: Melissa Hart	0	0.00%	0	0	0
Write-In: Douglas V. Mastriano	0	0.00%	0	0	0
Not Assigned	0	0.00%	0	0	0
Total Votes Cast	7	100.00%	3	4	0
Contest Totals	7		3	4	0

Ward Township

DEM LIEUTENANT GOVERNOR

Vote For 1

	TOTAL	VOTE %	Election Day	Absentee /Mail-in Ballots	Provisional
Austin Davis	2	28.57%	0	2	0
Ray Sosa	2	28.57%	1	1	0
Brian Sims	3	42.86%	2	1	0
Write-In Totals	0	0.00%	0	0	0
Write-In: Jeff Coleman	0	0.00%	0	0	0
Write-In: Carrie Lewis DelRosso	0	0.00%	0	0	0
Write-In: Teddy Daniels	0	0.00%	0	0	0
Write-In: James Earl Jones	0	0.00%	0	0	0
Write-In: Rick Saccone	0	0.00%	0	0	0
Write-In: Chris Frye	0	0.00%	0	0	0
Write-In: John Brown	0	0.00%	0	0	0
Write-In: Clarice Schillinger	0	0.00%	0	0	0
Write-In: Russ Diamond	0	0.00%	0	0	0
Not Assigned	0	0.00%	0	0	0
Total Votes Cast	7	100.00%	3	4	0
Contest Totals	7		3	4	0

DEM REP IN CONGRESS 15TH DIS

Vote For 1

	TOTAL	VOTE %	Election Day	Absentee /Mail-in Ballots	Provisional
Write-In Totals	2	100.00%	2	0	0
Write-In: Mike Molesevich	2	100.00%	2	0	0
Write-In: Ronnie Ray Jenkins	0	0.00%	0	0	0
Write-In: Glenn GT Thompson	0	0.00%	0	0	0
Not Assigned	0	0.00%	0	0	0
Total Votes Cast	2	100.00%	2	0	0
Contest Totals	7		3	4	0

DEM REP IN THE GEN ASSEM 68TH DIS

Vote For 1

	TOTAL	VOTE %	Election Day	Absentee /Mail-in Ballots	Provisional
Write-In Totals	1	100.00%	0	1	0
Write-In: Clint Owlett	1	100.00%	0	1	0
Write-In: Carrie Heath	0	0.00%	0	0	0
Not Assigned	0	0.00%	0	0	0
Total Votes Cast	1	100.00%	0	1	0
Contest Totals	7		3	4	0

Ward Township

DEM MEMBER DEM STATE COMM 59TH DIST

Vote For 1

	TOTAL	VOTE %	Election Day	Absentee /Mail-in Ballots	Provisional
Write-In Totals	0		0	0	0
Write-In: Gabe Hakvagg	0		0	0	0
Write-In: Carrie Heath	0		0	0	0
Write-In: Sandy Wilson	0		0	0	0
Write-In: Non Registered Candidate	0		0	0	0
Write-In: Carol Druck	0		0	0	0
Write-In: Gary Wilson	0		0	0	0
Not Assigned	0		0	0	0
Total Votes Cast	0		0	0	0
Contest Totals	7		3	4	0












DEM DEM COMM Ward Township

Vote For 2

	TOTAL	VOTE %	Election Day	Absentee /Mail-in Ballots	Provisional
Write-In Totals	0		0	0	0
Not Assigned	0		0	0	0
Total Votes Cast	0		0	0	0
Contest Totals	14		6	8	0

REP UNITED STATES SENATOR

Vote For 1

	TOTAL	VOTE %	Election Day	Absentee /Mail-in Ballots	Provisional
Kathy Barnette	20	39.22% 	20	0	0
Mehmet Oz	13	25.49% 	13	0	0
George Bochetto	0	0.00% 	0	0	0
Jeff Bartos	3	5.88% 	3	0	0
Dave McCormick	12	23.53% 	12	0	0
Sean Gale	0	0.00% 	0	0	0
Carla Sands	3	5.88% 	3	0	0
Write-In Totals	0	0.00% 	0	0	0
Write-In: John Fetterman	0	0.00% 	0	0	0
Not Assigned	0	0.00% 	0	0	0
Total Votes Cast	51	100.00% 	51	0	0
Contest Totals	51		51	0	0

Ward Township

REP GOVERNOR

Vote For 1

	TOTAL	VOTE %	Election Day	Absentee /Mail-in Ballots	Provisional
Lou Barletta	7	13.73%	7	0	0
Douglas V. Mastriano	30	58.82%	30	0	0
Nche Zama	2	3.92%	2	0	0
Dave White	10	19.61%	10	0	0
Melissa Hart	1	1.96%	1	0	0
Bill McSwain	1	1.96%	1	0	0
Charlie Gerow	0	0.00%	0	0	0
Joe Gale	0	0.00%	0	0	0
Jake Corman	0	0.00%	0	0	0
Write-In Totals	0	0.00%	0	0	0
Write-In: Josh Shapiro	0	0.00%	0	0	0
Not Assigned	0	0.00%	0	0	0
Total Votes Cast	51	100.00%	51	0	0
Contest Totals	51		51	0	0

REP LIEUTENANT GOVERNOR

Vote For 1

	TOTAL	VOTE %	Election Day	Absentee /Mail-in Ballots	Provisional
Clarice Schillinger	4	8.89%	4	0	0
James Earl Jones	5	11.11%	5	0	0
Rick Saccone	9	20.00%	9	0	0
John Brown	5	11.11%	5	0	0
Chris Frye	1	2.22%	1	0	0
Jeff Coleman	10	22.22%	10	0	0
Russ Diamond	0	0.00%	0	0	0
Carrie Lewis DelRosso	7	15.56%	7	0	0
Teddy Daniels	4	8.89%	4	0	0
Write-In Totals	0	0.00%	0	0	0
Write-In: Austin Davis	0	0.00%	0	0	0
Write-In: Brian Sims	0	0.00%	0	0	0
Not Assigned	0	0.00%	0	0	0
Total Votes Cast	45	100.00%	45	0	0
Contest Totals	51		51	0	0

Ward Township

REP REP IN CONGRESS 15TH DIS

Vote For 1

	TOTAL	VOTE %		Election Day	Absentee /Mail-in Ballots	Provisional
Glenn GT Thompson	40	100.00%	<div style="width: 100%; height: 10px; background-color: #ffc107;"></div>	40	0	0
Write-In Totals	0	0.00%	<div style="width: 0%; height: 10px; background-color: #6c757d;"></div>	0	0	0
Not Assigned	0	0.00%	<div style="width: 0%; height: 10px; background-color: #6c757d;"></div>	0	0	0
Total Votes Cast	40	100.00%	<div style="width: 100%; height: 10px; background-color: #ffc107;"></div>	40	0	0
Contest Totals	51			51	0	0

REP REP IN THE GEN ASSEM 68TH DIS

Vote For 1

	TOTAL	VOTE %		Election Day	Absentee /Mail-in Ballots	Provisional
Clint Owlett	49	100.00%	<div style="width: 100%; height: 10px; background-color: #ffc107;"></div>	49	0	0
Write-In Totals	0	0.00%	<div style="width: 0%; height: 10px; background-color: #6c757d;"></div>	0	0	0
Not Assigned	0	0.00%	<div style="width: 0%; height: 10px; background-color: #6c757d;"></div>	0	0	0
Total Votes Cast	49	100.00%	<div style="width: 100%; height: 10px; background-color: #ffc107;"></div>	49	0	0
Contest Totals	51			51	0	0

REP MEMBER OF THE REPUBLICAN STATE COMMITTEE

Vote For 2

	TOTAL	VOTE %		Election Day	Absentee /Mail-in Ballots	Provisional
Sandy Wilson	27	35.06%	<div style="width: 35.06%; height: 10px; background-color: #ffc107;"></div>	27	0	0
Gary Wilson	35	45.45%	<div style="width: 45.45%; height: 10px; background-color: #ffc107;"></div>	35	0	0
Carol Druck	13	16.88%	<div style="width: 16.88%; height: 10px; background-color: #ffc107;"></div>	13	0	0
Write-In Totals	2	2.60%	<div style="width: 2.60%; height: 10px; background-color: #6c757d;"></div>	2	0	0
Not Assigned	2	2.60%	<div style="width: 2.60%; height: 10px; background-color: #6c757d;"></div>	2	0	0
Total Votes Cast	77	100.00%	<div style="width: 100%; height: 10px; background-color: #ffc107;"></div>	77	0	0
Contest Totals	102			102	0	0

REP REP COMM MAN Ward Township

Vote For 1

	TOTAL	VOTE %		Election Day	Absentee /Mail-in Ballots	Provisional
Write-In Totals	10	100.00%	<div style="width: 100%; height: 10px; background-color: #ffc107;"></div>	10	0	0
Write-In: Brian Dietrich	10	100.00%	<div style="width: 100%; height: 10px; background-color: #ffc107;"></div>	10	0	0
Not Assigned	0	0.00%	<div style="width: 0%; height: 10px; background-color: #6c757d;"></div>	0	0	0
Total Votes Cast	10	100.00%	<div style="width: 100%; height: 10px; background-color: #ffc107;"></div>	10	0	0
Contest Totals	51			51	0	0

Ward Township

REP REP COMM WOMAN Ward Township

Vote For 1

	TOTAL	VOTE %		Election Day	Absentee /Mail-in Ballots	Provisional
Write-In Totals	10	100.00%	<div style="width: 100%; height: 10px; background-color: #f0e68c;"></div>	10	0	0
Write-In: Tabitha Dietrich	10	100.00%	<div style="width: 100%; height: 10px; background-color: #f0e68c;"></div>	10	0	0
Not Assigned	0	0.00%	<div style="width: 0%; height: 10px; background-color: #d3d3d3;"></div>	0	0	0
Total Votes Cast	10	100.00%	<div style="width: 100%; height: 10px; background-color: #f0e68c;"></div>	10	0	0
Contest Totals	51			51	0	0

Wellsboro Boro Ward 1

Statistics

	TOTAL	Election Day	Absentee /Mail-in Ballots	Provisional
Registered Voters - Total	1,102			
Registered Voters - Democratic	306			
Registered Voters - Republican	636			
Registered Voters - Nonpartisan	160			
Ballots Cast - Total	372	300	70	2
Ballots Cast - Democratic	100	58	42	0
Ballots Cast - Republican	272	242	28	2
Ballots Cast - Nonpartisan	0	0	0	0
Ballots Cast - Blank	0	0	0	0
Voter Turnout - Total	33.76%			
Voter Turnout - Democratic	32.68%			
Voter Turnout - Republican	42.77%			
Voter Turnout - Nonpartisan	0.00%			

DEM UNITED STATES SENATOR

Vote For 1

	TOTAL	VOTE %	Election Day	Absentee /Mail-in Ballots	Provisional
Alex Khalil	6	6.12%	3	3	0
Conor Lamb	11	11.22%	8	3	0
Malcolm Kenyatta	2	2.04%	1	1	0
John Fetterman	77	78.57%	42	35	0
Write-In Totals	2	2.04%	2	0	0
Write-In: Mehmet Oz	1	1.02%	1	0	0
Write-In: Kathy Barnette	0	0.00%	0	0	0
Write-In: Dave McCormick	0	0.00%	0	0	0
Write-In: Jeff Bartos	0	0.00%	0	0	0
Not Assigned	1	1.02%	1	0	0
Total Votes Cast	98	100.00%	56	42	0
Contest Totals	100		58	42	0

DEM GOVERNOR

Vote For 1

	TOTAL	VOTE %	Election Day	Absentee /Mail-in Ballots	Provisional
Josh Shapiro	93	96.88%	51	42	0
Write-In Totals	3	3.12%	3	0	0
Write-In: Douglas V. Mastriano	2	2.08%	2	0	0
Write-In: Dave White	0	0.00%	0	0	0
Write-In: Lou Barletta	0	0.00%	0	0	0
Write-In: Nche Zama	0	0.00%	0	0	0
Write-In: Melissa Hart	0	0.00%	0	0	0
Not Assigned	1	1.04%	1	0	0
Total Votes Cast	96	100.00%	54	42	0
Contest Totals	100		58	42	0

Wellsboro Boro Ward 1

DEM LIEUTENANT GOVERNOR

Vote For 1

	TOTAL	VOTE %		Election Day	Absentee /Mail-in Ballots	Provisional
Austin Davis	50	51.02%		26	24	0
Ray Sosa	14	14.29%		9	5	0
Brian Sims	32	32.65%		20	12	0
Write-In Totals	2	2.04%		2	0	0
Write-In: Teddy Daniels	2	2.04%		2	0	0
Write-In: Jeff Coleman	0	0.00%		0	0	0
Write-In: Carrie Lewis DelRosso	0	0.00%		0	0	0
Write-In: James Earl Jones	0	0.00%		0	0	0
Write-In: Rick Saccone	0	0.00%		0	0	0
Write-In: Chris Frye	0	0.00%		0	0	0
Write-In: John Brown	0	0.00%		0	0	0
Write-In: Clarice Schillinger	0	0.00%		0	0	0
Write-In: Russ Diamond	0	0.00%		0	0	0
Not Assigned	0	0.00%		0	0	0
Total Votes Cast	98	100.00%		57	41	0
Contest Totals	100			58	42	0

DEM REP IN CONGRESS 15TH DIS

Vote For 1

	TOTAL	VOTE %		Election Day	Absentee /Mail-in Ballots	Provisional
Write-In Totals	21	100.00%		11	10	0
Write-In: Mike Molesevich	16	76.19%		8	8	0
Write-In: Glenn GT Thompson	2	9.52%		2	0	0
Write-In: Ronnie Ray Jenkins	1	4.76%		0	1	0
Not Assigned	2	9.52%		1	1	0
Total Votes Cast	21	100.00%		11	10	0
Contest Totals	100			58	42	0

DEM REP IN THE GEN ASSEM 68TH DIS

Vote For 1

	TOTAL	VOTE %		Election Day	Absentee /Mail-in Ballots	Provisional
Write-In Totals	4	100.00%		3	1	0
Write-In: Clint Owlett	2	50.00%		2	0	0
Write-In: Carrie Heath	0	0.00%		0	0	0
Not Assigned	2	50.00%		1	1	0
Total Votes Cast	4	100.00%		3	1	0
Contest Totals	100			58	42	0

Wellsboro Boro Ward 1

DEM MEMBER DEM STATE COMM 59TH DIST

Vote For 1

	TOTAL	VOTE %		Election Day	Absentee /Mail-in Ballots	Provisional
Write-In Totals	2	100.00%	<div style="width: 100%; height: 10px; background-color: #ffc107;"></div>	2	0	0
Write-In: Gary Wilson	1	50.00%	<div style="width: 50%; height: 10px; background-color: #ffc107;"></div>	1	0	0
Write-In: Gabe Hakvagg	0	0.00%	<div style="width: 0%; height: 10px; background-color: #ffc107;"></div>	0	0	0
Write-In: Carrie Heath	0	0.00%	<div style="width: 0%; height: 10px; background-color: #ffc107;"></div>	0	0	0
Write-In: Sandy Wilson	0	0.00%	<div style="width: 0%; height: 10px; background-color: #ffc107;"></div>	0	0	0
Write-In: Non Registered Candidate	0	0.00%	<div style="width: 0%; height: 10px; background-color: #ffc107;"></div>	0	0	0
Write-In: Carol Druck	0	0.00%	<div style="width: 0%; height: 10px; background-color: #ffc107;"></div>	0	0	0
Not Assigned	1	50.00%	<div style="width: 50%; height: 10px; background-color: #ffc107;"></div>	1	0	0
Total Votes Cast	2	100.00%	<div style="width: 100%; height: 10px; background-color: #ffc107;"></div>	2	0	0
Contest Totals	100			58	42	0

DEM DEM COMM Wellsboro Boro Ward 1

Vote For 2

	TOTAL	VOTE %		Election Day	Absentee /Mail-in Ballots	Provisional
Gabriel W. Hakvaag	88	53.01%	<div style="width: 53.01%; height: 10px; background-color: #ffc107;"></div>	51	37	0
James Samuel Guignard Jr.	76	45.78%	<div style="width: 45.78%; height: 10px; background-color: #ffc107;"></div>	40	36	0
Write-In Totals	2	1.20%	<div style="width: 1.20%; height: 10px; background-color: #ffc107;"></div>	2	0	0
Not Assigned	2	1.20%	<div style="width: 1.20%; height: 10px; background-color: #ffc107;"></div>	2	0	0
Total Votes Cast	166	100.00%	<div style="width: 100%; height: 10px; background-color: #ffc107;"></div>	93	73	0
Contest Totals	200			116	84	0

REP UNITED STATES SENATOR

Vote For 1

	TOTAL	VOTE %		Election Day	Absentee /Mail-in Ballots	Provisional
Kathy Barnette	66	24.72%	<div style="width: 24.72%; height: 10px; background-color: #ffc107;"></div>	57	8	1
Mehmet Oz	53	19.85%	<div style="width: 19.85%; height: 10px; background-color: #ffc107;"></div>	47	5	1
George Bochetto	5	1.87%	<div style="width: 1.87%; height: 10px; background-color: #ffc107;"></div>	5	0	0
Jeff Bartos	15	5.62%	<div style="width: 5.62%; height: 10px; background-color: #ffc107;"></div>	14	1	0
Dave McCormick	101	37.83%	<div style="width: 37.83%; height: 10px; background-color: #ffc107;"></div>	93	8	0
Sean Gale	5	1.87%	<div style="width: 1.87%; height: 10px; background-color: #ffc107;"></div>	5	0	0
Carla Sands	21	7.87%	<div style="width: 7.87%; height: 10px; background-color: #ffc107;"></div>	17	4	0
Write-In Totals	1	0.37%	<div style="width: 0.37%; height: 10px; background-color: #ffc107;"></div>	1	0	0
Write-In: John Fetterman	1	0.37%	<div style="width: 0.37%; height: 10px; background-color: #ffc107;"></div>	1	0	0
Not Assigned	0	0.00%	<div style="width: 0%; height: 10px; background-color: #ffc107;"></div>	0	0	0
Total Votes Cast	267	100.00%	<div style="width: 100%; height: 10px; background-color: #ffc107;"></div>	239	26	2
Contest Totals	272			242	28	2

Wellsboro Boro Ward 1

REP GOVERNOR

Vote For 1

	TOTAL	VOTE %	Election Day	Absentee /Mail-in Ballots	Provisional
Lou Barletta	39	14.72%	36	3	0
Douglas V. Mastriano	117	44.15%	113	3	1
Nche Zama	5	1.89%	4	1	0
Dave White	48	18.11%	38	9	1
Melissa Hart	11	4.15%	9	2	0
Bill McSwain	20	7.55%	17	3	0
Charlie Gerow	10	3.77%	8	2	0
Joe Gale	3	1.13%	3	0	0
Jake Corman	9	3.40%	5	4	0
Write-In Totals	3	1.13%	3	0	0
Write-In: Josh Shapiro	2	0.75%	2	0	0
Not Assigned	1	0.38%	1	0	0
Total Votes Cast	265	100.00%	236	27	2
Contest Totals	272		242	28	2

REP LIEUTENANT GOVERNOR

Vote For 1

	TOTAL	VOTE %	Election Day	Absentee /Mail-in Ballots	Provisional
Clarice Schillinger	28	11.72%	26	2	0
James Earl Jones	29	12.13%	26	2	1
Rick Saccone	27	11.30%	22	5	0
John Brown	21	8.79%	20	1	0
Chris Frye	25	10.46%	22	3	0
Jeff Coleman	41	17.15%	34	6	1
Russ Diamond	5	2.09%	4	1	0
Carrie Lewis DelRosso	31	12.97%	27	4	0
Teddy Daniels	31	12.97%	29	2	0
Write-In Totals	1	0.42%	1	0	0
Write-In: Austin Davis	1	0.42%	1	0	0
Write-In: Brian Sims	0	0.00%	0	0	0
Not Assigned	0	0.00%	0	0	0
Total Votes Cast	239	100.00%	211	26	2
Contest Totals	272		242	28	2

Wellsboro Boro Ward 1

REP REP IN CONGRESS 15TH DIS

Vote For 1

	TOTAL	VOTE %	Election Day	Absentee /Mail-in Ballots	Provisional
Glenn GT Thompson	226	98.69%	201	24	1
Write-In Totals	3	1.31%	2	1	0
Not Assigned	3	1.31%	2	1	0
Total Votes Cast	229	100.00%	203	25	1
Contest Totals	272		242	28	2

REP REP IN THE GEN ASSEM 68TH DIS

Vote For 1

	TOTAL	VOTE %	Election Day	Absentee /Mail-in Ballots	Provisional
Clint Owlett	246	98.80%	221	23	2
Write-In Totals	3	1.20%	1	2	0
Not Assigned	3	1.20%	1	2	0
Total Votes Cast	249	100.00%	222	25	2
Contest Totals	272		242	28	2

REP MEMBER OF THE REPUBLICAN STATE COMMITTEE

Vote For 2

	TOTAL	VOTE %	Election Day	Absentee /Mail-in Ballots	Provisional
Sandy Wilson	201	45.37%	178	21	2
Gary Wilson	192	43.34%	166	24	2
Carol Druck	48	10.84%	41	7	0
Write-In Totals	2	0.45%	1	1	0
Not Assigned	2	0.45%	1	1	0
Total Votes Cast	443	100.00%	386	53	4
Contest Totals	544		484	56	4

REP REP COMM MAN Wellsboro Boro Ward 1

Vote For 1

	TOTAL	VOTE %	Election Day	Absentee /Mail-in Ballots	Provisional
Write-In Totals	61	100.00%	57	3	1
Write-In: Billy Jack Linsley	52	85.25%	51	0	1
Not Assigned	9	14.75%	6	3	0
Total Votes Cast	61	100.00%	57	3	1
Contest Totals	272		242	28	2

Wellsboro Boro Ward 1

REP REP COMM WOMAN Wellsboro Ward 1

Vote For 1

	TOTAL	VOTE %		Election Day	Absentee /Mail-in Ballots	Provisional
Jane E. Wetherbee	224	100.00%	<div style="width: 100%; height: 10px; background-color: #f0e68c;"></div>	198	24	2
Write-In Totals	0	0.00%	<div style="width: 0%; height: 10px; background-color: #d3d3d3;"></div>	0	0	0
Not Assigned	0	0.00%	<div style="width: 0%; height: 10px; background-color: #d3d3d3;"></div>	0	0	0
Total Votes Cast	224	100.00%	<div style="width: 100%; height: 10px; background-color: #f0e68c;"></div>	198	24	2
Contest Totals	272			242	28	2

Wellsboro Boro Ward 2

Statistics

	TOTAL	Election Day	Absentee /Mail-in Ballots	Provisional
Registered Voters - Total	1,154			
Registered Voters - Democratic	318			
Registered Voters - Republican	665			
Registered Voters - Nonpartisan	171			
Ballots Cast - Total	431	318	113	0
Ballots Cast - Democratic	141	77	64	0
Ballots Cast - Republican	290	241	49	0
Ballots Cast - Nonpartisan	0	0	0	0
Ballots Cast - Blank	0	0	0	0
Voter Turnout - Total	37.35%			
Voter Turnout - Democratic	44.34%			
Voter Turnout - Republican	43.61%			
Voter Turnout - Nonpartisan	0.00%			

DEM UNITED STATES SENATOR

Vote For 1

	TOTAL	VOTE %	Election Day	Absentee /Mail-in Ballots	Provisional
Alex Khalil	8	5.93%	4	4	0
Conor Lamb	21	15.56%	10	11	0
Malcolm Kenyatta	3	2.22%	2	1	0
John Fetterman	103	76.30%	57	46	0
Write-In Totals	0	0.00%	0	0	0
Write-In: Kathy Barnette	0	0.00%	0	0	0
Write-In: Mehmet Oz	0	0.00%	0	0	0
Write-In: Dave McCormick	0	0.00%	0	0	0
Write-In: Jeff Bartos	0	0.00%	0	0	0
Not Assigned	0	0.00%	0	0	0
Total Votes Cast	135	100.00%	73	62	0
Contest Totals	141		77	64	0

DEM GOVERNOR

Vote For 1

	TOTAL	VOTE %	Election Day	Absentee /Mail-in Ballots	Provisional
Josh Shapiro	134	96.40%	72	62	0
Write-In Totals	5	3.60%	4	1	0
Write-In: Douglas V. Mastriano	4	2.88%	3	1	0
Write-In: Dave White	0	0.00%	0	0	0
Write-In: Lou Barletta	0	0.00%	0	0	0
Write-In: Nche Zama	0	0.00%	0	0	0
Write-In: Melissa Hart	0	0.00%	0	0	0
Not Assigned	1	0.72%	1	0	0
Total Votes Cast	139	100.00%	76	63	0
Contest Totals	141		77	64	0

Wellsboro Boro Ward 2

DEM LIEUTENANT GOVERNOR

Vote For 1

	TOTAL	VOTE %		Election Day	Absentee /Mail-in Ballots	Provisional
Austin Davis	74	56.49%	<div style="width: 56.49%;"><div style="width: 56.49%;"></div></div>	32	42	0
Ray Sosa	13	9.92%	<div style="width: 9.92%;"><div style="width: 9.92%;"></div></div>	9	4	0
Brian Sims	42	32.06%	<div style="width: 32.06%;"><div style="width: 32.06%;"></div></div>	27	15	0
Write-In Totals	2	1.53%	<div style="width: 1.53%;"><div style="width: 1.53%;"></div></div>	2	0	0
Write-In: Carrie Lewis DelRosso	2	1.53%	<div style="width: 1.53%;"><div style="width: 1.53%;"></div></div>	2	0	0
Write-In: Jeff Coleman	0	0.00%	<div style="width: 0.00%;"><div style="width: 0.00%;"></div></div>	0	0	0
Write-In: Teddy Daniels	0	0.00%	<div style="width: 0.00%;"><div style="width: 0.00%;"></div></div>	0	0	0
Write-In: James Earl Jones	0	0.00%	<div style="width: 0.00%;"><div style="width: 0.00%;"></div></div>	0	0	0
Write-In: Rick Saccone	0	0.00%	<div style="width: 0.00%;"><div style="width: 0.00%;"></div></div>	0	0	0
Write-In: Chris Frye	0	0.00%	<div style="width: 0.00%;"><div style="width: 0.00%;"></div></div>	0	0	0
Write-In: John Brown	0	0.00%	<div style="width: 0.00%;"><div style="width: 0.00%;"></div></div>	0	0	0
Write-In: Clarice Schillinger	0	0.00%	<div style="width: 0.00%;"><div style="width: 0.00%;"></div></div>	0	0	0
Write-In: Russ Diamond	0	0.00%	<div style="width: 0.00%;"><div style="width: 0.00%;"></div></div>	0	0	0
Not Assigned	0	0.00%	<div style="width: 0.00%;"><div style="width: 0.00%;"></div></div>	0	0	0
Total Votes Cast	131	100.00%	<div style="width: 100.00%;"><div style="width: 100.00%;"></div></div>	70	61	0
Contest Totals	141			77	64	0

DEM REP IN CONGRESS 15TH DIS

Vote For 1

	TOTAL	VOTE %		Election Day	Absentee /Mail-in Ballots	Provisional
Write-In Totals	37	100.00%	<div style="width: 100.00%;"><div style="width: 100.00%;"></div></div>	20	17	0
Write-In: Mike Molesevich	29	78.38%	<div style="width: 78.38%;"><div style="width: 78.38%;"></div></div>	16	13	0
Write-In: Ronnie Ray Jenkins	2	5.41%	<div style="width: 5.41%;"><div style="width: 5.41%;"></div></div>	0	2	0
Write-In: Glenn GT Thompson	1	2.70%	<div style="width: 2.70%;"><div style="width: 2.70%;"></div></div>	1	0	0
Not Assigned	5	13.51%	<div style="width: 13.51%;"><div style="width: 13.51%;"></div></div>	3	2	0
Total Votes Cast	37	100.00%	<div style="width: 100.00%;"><div style="width: 100.00%;"></div></div>	20	17	0
Contest Totals	141			77	64	0

DEM REP IN THE GEN ASSEM 68TH DIS

Vote For 1

	TOTAL	VOTE %		Election Day	Absentee /Mail-in Ballots	Provisional
Write-In Totals	11	100.00%	<div style="width: 100.00%;"><div style="width: 100.00%;"></div></div>	8	3	0
Write-In: Clint Owlett	2	18.18%	<div style="width: 18.18%;"><div style="width: 18.18%;"></div></div>	1	1	0
Write-In: Carrie Heath	1	9.09%	<div style="width: 9.09%;"><div style="width: 9.09%;"></div></div>	1	0	0
Not Assigned	8	72.73%	<div style="width: 72.73%;"><div style="width: 72.73%;"></div></div>	6	2	0
Total Votes Cast	11	100.00%	<div style="width: 100.00%;"><div style="width: 100.00%;"></div></div>	8	3	0
Contest Totals	141			77	64	0

Wellsboro Boro Ward 2

DEM MEMBER DEM STATE COMM 59TH DIST

Vote For 1

	TOTAL	VOTE %	Election Day	Absentee /Mail-in Ballots	Provisional
Write-In Totals	10	100.00%	6	4	0
Write-In: Gabe Hakvagg	2	20.00%	1	1	0
Write-In: Sandy Wilson	1	10.00%	1	0	0
Write-In: Carrie Heath	0	0.00%	0	0	0
Write-In: Non Registered Candidate	0	0.00%	0	0	0
Write-In: Carol Druck	0	0.00%	0	0	0
Write-In: Gary Wilson	0	0.00%	0	0	0
Not Assigned	7	70.00%	4	3	0
Total Votes Cast	10	100.00%	6	4	0
Contest Totals	141		77	64	0

DEM DEM COMM Wellsboro Boro Ward 2

Vote For 2

	TOTAL	VOTE %	Election Day	Absentee /Mail-in Ballots	Provisional
Thomas A. Walrath Jr.	125	49.41%	66	59	0
Brenda Walrath	116	45.85%	60	56	0
Write-In Totals	12	4.74%	12	0	0
Not Assigned	12	4.74%	12	0	0
Total Votes Cast	253	100.00%	138	115	0
Contest Totals	282		154	128	0

REP UNITED STATES SENATOR

Vote For 1

	TOTAL	VOTE %	Election Day	Absentee /Mail-in Ballots	Provisional
Kathy Barnette	79	27.92%	62	17	0
Mehmet Oz	71	25.09%	66	5	0
George Bochetto	4	1.41%	4	0	0
Jeff Bartos	14	4.95%	10	4	0
Dave McCormick	97	34.28%	83	14	0
Sean Gale	4	1.41%	4	0	0
Carla Sands	12	4.24%	7	5	0
Write-In Totals	2	0.71%	0	2	0
Write-In: John Fetterman	2	0.71%	0	2	0
Not Assigned	0	0.00%	0	0	0
Total Votes Cast	283	100.00%	236	47	0
Contest Totals	290		241	49	0

Wellsboro Boro Ward 2

REP GOVERNOR

Vote For 1

	TOTAL	VOTE %	Election Day	Absentee /Mail-in Ballots	Provisional
Lou Barletta	56	19.93%	43	13	0
Douglas V. Mastriano	123	43.77%	117	6	0
Nche Zama	9	3.20%	4	5	0
Dave White	39	13.88%	31	8	0
Melissa Hart	14	4.98%	8	6	0
Bill McSwain	22	7.83%	18	4	0
Charlie Gerow	5	1.78%	4	1	0
Joe Gale	2	0.71%	1	1	0
Jake Corman	8	2.85%	7	1	0
Write-In Totals	3	1.07%	0	3	0
Write-In: Josh Shapiro	2	0.71%	0	2	0
Not Assigned	1	0.36%	0	1	0
Total Votes Cast	281	100.00%	233	48	0
Contest Totals	290		241	49	0

REP LIEUTENANT GOVERNOR

Vote For 1

	TOTAL	VOTE %	Election Day	Absentee /Mail-in Ballots	Provisional
Clarice Schillinger	35	13.83%	30	5	0
James Earl Jones	23	9.09%	19	4	0
Rick Saccone	28	11.07%	20	8	0
John Brown	16	6.32%	14	2	0
Chris Frye	16	6.32%	9	7	0
Jeff Coleman	34	13.44%	32	2	0
Russ Diamond	10	3.95%	8	2	0
Carrie Lewis DelRosso	52	20.55%	42	10	0
Teddy Daniels	34	13.44%	32	2	0
Write-In Totals	5	1.98%	2	3	0
Write-In: Austin Davis	2	0.79%	0	2	0
Write-In: Brian Sims	0	0.00%	0	0	0
Not Assigned	3	1.19%	2	1	0
Total Votes Cast	253	100.00%	208	45	0
Contest Totals	290		241	49	0

Wellsboro Boro Ward 2

REP REP IN CONGRESS 15TH DIS

Vote For 1

	TOTAL	VOTE %		Election Day	Absentee /Mail-in Ballots	Provisional
Glenn GT Thompson	221	98.66%	<div style="width: 98.66%; background-color: #f0e68c;"></div>	183	38	0
Write-In Totals	3	1.34%	<div style="width: 1.34%; background-color: #cccccc;"></div>	0	3	0
Not Assigned	3	1.34%	<div style="width: 1.34%; background-color: #cccccc;"></div>	0	3	0
Total Votes Cast	224	100.00%	<div style="width: 100%; background-color: #f0e68c;"></div>	183	41	0
Contest Totals	290			241	49	0

REP REP IN THE GEN ASSEM 68TH DIS

Vote For 1

	TOTAL	VOTE %		Election Day	Absentee /Mail-in Ballots	Provisional
Clint Owlett	268	100.00%	<div style="width: 100%; background-color: #f0e68c;"></div>	222	46	0
Write-In Totals	0	0.00%	<div style="width: 0%; background-color: #cccccc;"></div>	0	0	0
Not Assigned	0	0.00%	<div style="width: 0%; background-color: #cccccc;"></div>	0	0	0
Total Votes Cast	268	100.00%	<div style="width: 100%; background-color: #f0e68c;"></div>	222	46	0
Contest Totals	290			241	49	0

REP MEMBER OF THE REPUBLICAN STATE COMMITTEE

Vote For 2

	TOTAL	VOTE %		Election Day	Absentee /Mail-in Ballots	Provisional
Sandy Wilson	211	45.57%	<div style="width: 45.57%; background-color: #f0e68c;"></div>	172	39	0
Gary Wilson	195	42.12%	<div style="width: 42.12%; background-color: #f0e68c;"></div>	161	34	0
Carol Druck	55	11.88%	<div style="width: 11.88%; background-color: #f0e68c;"></div>	50	5	0
Write-In Totals	2	0.43%	<div style="width: 0.43%; background-color: #cccccc;"></div>	2	0	0
Not Assigned	2	0.43%	<div style="width: 0.43%; background-color: #cccccc;"></div>	2	0	0
Total Votes Cast	463	100.00%	<div style="width: 100%; background-color: #f0e68c;"></div>	385	78	0
Contest Totals	580			482	98	0

REP REP COMM MAN Wellsboro Boro Ward 2




Vote For 1

	TOTAL	VOTE %		Election Day	Absentee /Mail-in Ballots	Provisional
Write-In Totals	20	100.00%	<div style="width: 100%; background-color: #f0e68c;"></div>	16	4	0
Not Assigned	20	100.00%	<div style="width: 100%; background-color: #f0e68c;"></div>	16	4	0
Total Votes Cast	20	100.00%	<div style="width: 100%; background-color: #f0e68c;"></div>	16	4	0
Contest Totals	290			241	49	0

Wellsboro Boro Ward 2

REP REP COMM WOMAN Wellsboro Ward 2

Vote For 1

	TOTAL	VOTE %		Election Day	Absentee /Mail-in Ballots	Provisional
Write-In Totals	21	100.00%		18	3	0
Not Assigned	21	100.00%		18	3	0
Total Votes Cast	21	100.00%		18	3	0
Contest Totals	290			241	49	0

Westfield Township

Statistics

	TOTAL	Election Day	Absentee /Mail-in Ballots	Provisional
Registered Voters - Total	551			
Registered Voters - Democratic	123			
Registered Voters - Republican	374			
Registered Voters - Nonpartisan	54			
Ballots Cast - Total	178	162	16	0
Ballots Cast - Democratic	27	20	7	0
Ballots Cast - Republican	151	142	9	0
Ballots Cast - Nonpartisan	0	0	0	0
Ballots Cast - Blank	1	0	1	0
Voter Turnout - Total	32.30%			
Voter Turnout - Democratic	21.95%			
Voter Turnout - Republican	40.37%			
Voter Turnout - Nonpartisan	0.00%			

DEM UNITED STATES SENATOR

Vote For 1

	TOTAL	VOTE %	Election Day	Absentee /Mail-in Ballots	Provisional
Alex Khalil	3	12.00%	3	0	0
Conor Lamb	5	20.00%	4	1	0
Malcolm Kenyatta	2	8.00%	0	2	0
John Fetterman	15	60.00%	12	3	0
Write-In Totals	0	0.00%	0	0	0
Write-In: Kathy Barnette	0	0.00%	0	0	0
Write-In: Mehmet Oz	0	0.00%	0	0	0
Write-In: Dave McCormick	0	0.00%	0	0	0
Write-In: Jeff Bartos	0	0.00%	0	0	0
Not Assigned	0	0.00%	0	0	0
Total Votes Cast	25	100.00%	19	6	0
Contest Totals	27		20	7	0

DEM GOVERNOR

Vote For 1

	TOTAL	VOTE %	Election Day	Absentee /Mail-in Ballots	Provisional
Josh Shapiro	22	100.00%	16	6	0
Write-In Totals	0	0.00%	0	0	0
Write-In: Dave White	0	0.00%	0	0	0
Write-In: Lou Barletta	0	0.00%	0	0	0
Write-In: Nche Zama	0	0.00%	0	0	0
Write-In: Melissa Hart	0	0.00%	0	0	0
Write-In: Douglas V. Mastriano	0	0.00%	0	0	0
Not Assigned	0	0.00%	0	0	0
Total Votes Cast	22	100.00%	16	6	0
Contest Totals	27		20	7	0

Westfield Township

DEM LIEUTENANT GOVERNOR

Vote For 1

	TOTAL	VOTE %		Election Day	Absentee /Mail-in Ballots	Provisional
Austin Davis	10	43.48%	<div style="width: 43.48%; background-color: #ffc107;"></div>	8	2	0
Ray Sosa	4	17.39%	<div style="width: 17.39%; background-color: #ffc107;"></div>	4	0	0
Brian Sims	8	34.78%	<div style="width: 34.78%; background-color: #ffc107;"></div>	5	3	0
Write-In Totals	1	4.35%	<div style="width: 4.35%; background-color: #ffc107;"></div>	1	0	0
Write-In: Jeff Coleman	0	0.00%	<div style="width: 0.00%; background-color: #ffc107;"></div>	0	0	0
Write-In: Carrie Lewis DelRosso	0	0.00%	<div style="width: 0.00%; background-color: #ffc107;"></div>	0	0	0
Write-In: Teddy Daniels	0	0.00%	<div style="width: 0.00%; background-color: #ffc107;"></div>	0	0	0
Write-In: James Earl Jones	0	0.00%	<div style="width: 0.00%; background-color: #ffc107;"></div>	0	0	0
Write-In: Rick Saccone	0	0.00%	<div style="width: 0.00%; background-color: #ffc107;"></div>	0	0	0
Write-In: Chris Frye	0	0.00%	<div style="width: 0.00%; background-color: #ffc107;"></div>	0	0	0
Write-In: John Brown	0	0.00%	<div style="width: 0.00%; background-color: #ffc107;"></div>	0	0	0
Write-In: Clarice Schillinger	0	0.00%	<div style="width: 0.00%; background-color: #ffc107;"></div>	0	0	0
Write-In: Russ Diamond	0	0.00%	<div style="width: 0.00%; background-color: #ffc107;"></div>	0	0	0
Not Assigned	1	4.35%	<div style="width: 4.35%; background-color: #ffc107;"></div>	1	0	0
Total Votes Cast	23	100.00%	<div style="width: 100.00%; background-color: #ffc107;"></div>	18	5	0
Contest Totals	27			20	7	0

DEM REP IN CONGRESS 15TH DIS

Vote For 1

	TOTAL	VOTE %		Election Day	Absentee /Mail-in Ballots	Provisional
Write-In Totals	4	100.00%	<div style="width: 100.00%; background-color: #ffc107;"></div>	4	0	0
Write-In: Mike Molesevich	3	75.00%	<div style="width: 75.00%; background-color: #ffc107;"></div>	3	0	0
Write-In: Ronnie Ray Jenkins	0	0.00%	<div style="width: 0.00%; background-color: #ffc107;"></div>	0	0	0
Write-In: Glenn GT Thompson	0	0.00%	<div style="width: 0.00%; background-color: #ffc107;"></div>	0	0	0
Not Assigned	1	25.00%	<div style="width: 25.00%; background-color: #ffc107;"></div>	1	0	0
Total Votes Cast	4	100.00%	<div style="width: 100.00%; background-color: #ffc107;"></div>	4	0	0
Contest Totals	27			20	7	0

DEM REP IN THE GEN ASSEM 68TH DIS

Vote For 1

	TOTAL	VOTE %		Election Day	Absentee /Mail-in Ballots	Provisional
Write-In Totals	4	100.00%	<div style="width: 100.00%; background-color: #ffc107;"></div>	3	1	0
Write-In: Clint Owlett	2	50.00%	<div style="width: 50.00%; background-color: #ffc107;"></div>	1	1	0
Write-In: Carrie Heath	1	25.00%	<div style="width: 25.00%; background-color: #ffc107;"></div>	1	0	0
Not Assigned	1	25.00%	<div style="width: 25.00%; background-color: #ffc107;"></div>	1	0	0
Total Votes Cast	4	100.00%	<div style="width: 100.00%; background-color: #ffc107;"></div>	3	1	0
Contest Totals	27			20	7	0

Westfield Township

DEM MEMBER DEM STATE COMM 59TH DIST

Vote For 1

	TOTAL	VOTE %		Election Day	Absentee /Mail-in Ballots	Provisional
Write-In Totals	2	100.00%	<div style="width: 100%; height: 10px; background-color: #ffc107;"></div>	2	0	0
Write-In: Gabe Hakvagg	0	0.00%	<div style="width: 0%; height: 10px; background-color: #6c757d;"></div>	0	0	0
Write-In: Carrie Heath	0	0.00%	<div style="width: 0%; height: 10px; background-color: #6c757d;"></div>	0	0	0
Write-In: Sandy Wilson	0	0.00%	<div style="width: 0%; height: 10px; background-color: #6c757d;"></div>	0	0	0
Write-In: Non Registered Candidate	0	0.00%	<div style="width: 0%; height: 10px; background-color: #6c757d;"></div>	0	0	0
Write-In: Carol Druck	0	0.00%	<div style="width: 0%; height: 10px; background-color: #6c757d;"></div>	0	0	0
Write-In: Gary Wilson	0	0.00%	<div style="width: 0%; height: 10px; background-color: #6c757d;"></div>	0	0	0
Not Assigned	2	100.00%	<div style="width: 100%; height: 10px; background-color: #ffc107;"></div>	2	0	0
Total Votes Cast	2	100.00%	<div style="width: 100%; height: 10px; background-color: #ffc107;"></div>	2	0	0
Contest Totals	27			20	7	0

DEM DEM COMM Westfield Township

Vote For 2

	TOTAL	VOTE %		Election Day	Absentee /Mail-in Ballots	Provisional
Write-In Totals	1	100.00%	<div style="width: 100%; height: 10px; background-color: #ffc107;"></div>	1	0	0
Not Assigned	1	100.00%	<div style="width: 100%; height: 10px; background-color: #ffc107;"></div>	1	0	0
Total Votes Cast	1	100.00%	<div style="width: 100%; height: 10px; background-color: #ffc107;"></div>	1	0	0
Contest Totals	54			40	14	0

REP UNITED STATES SENATOR

Vote For 1

	TOTAL	VOTE %		Election Day	Absentee /Mail-in Ballots	Provisional
Kathy Barnette	32	21.48%	<div style="width: 21.48%; height: 10px; background-color: #ffc107;"></div>	32	0	0
Mehmet Oz	42	28.19%	<div style="width: 28.19%; height: 10px; background-color: #ffc107;"></div>	39	3	0
George Bochetto	1	0.67%	<div style="width: 0.67%; height: 10px; background-color: #ffc107;"></div>	1	0	0
Jeff Bartos	10	6.71%	<div style="width: 6.71%; height: 10px; background-color: #ffc107;"></div>	8	2	0
Dave McCormick	51	34.23%	<div style="width: 34.23%; height: 10px; background-color: #ffc107;"></div>	47	4	0
Sean Gale	1	0.67%	<div style="width: 0.67%; height: 10px; background-color: #ffc107;"></div>	1	0	0
Carla Sands	12	8.05%	<div style="width: 8.05%; height: 10px; background-color: #ffc107;"></div>	12	0	0
Write-In Totals	0	0.00%	<div style="width: 0%; height: 10px; background-color: #6c757d;"></div>	0	0	0
Write-In: John Fetterman	0	0.00%	<div style="width: 0%; height: 10px; background-color: #6c757d;"></div>	0	0	0
Not Assigned	0	0.00%	<div style="width: 0%; height: 10px; background-color: #6c757d;"></div>	0	0	0
Total Votes Cast	149	100.00%	<div style="width: 100%; height: 10px; background-color: #ffc107;"></div>	140	9	0
Contest Totals	151			142	9	0

Westfield Township

REP GOVERNOR

Vote For 1

	TOTAL	VOTE %	Election Day	Absentee /Mail-in Ballots	Provisional
Lou Barletta	31	20.95%	29	2	0
Douglas V. Mastriano	81	54.73%	78	3	0
Nche Zama	0	0.00%	0	0	0
Dave White	13	8.78%	11	2	0
Melissa Hart	4	2.70%	4	0	0
Bill McSwain	12	8.11%	10	2	0
Charlie Gerow	2	1.35%	2	0	0
Joe Gale	1	0.68%	1	0	0
Jake Corman	4	2.70%	4	0	0
Write-In Totals	0	0.00%	0	0	0
Write-In: Josh Shapiro	0	0.00%	0	0	0
Not Assigned	0	0.00%	0	0	0
Total Votes Cast	148	100.00%	139	9	0
Contest Totals	151		142	9	0

REP LIEUTENANT GOVERNOR

Vote For 1

	TOTAL	VOTE %	Election Day	Absentee /Mail-in Ballots	Provisional
Clarice Schillinger	12	8.89%	11	1	0
James Earl Jones	21	15.56%	19	2	0
Rick Saccone	19	14.07%	17	2	0
John Brown	7	5.19%	6	1	0
Chris Frye	6	4.44%	6	0	0
Jeff Coleman	21	15.56%	19	2	0
Russ Diamond	8	5.93%	8	0	0
Carrie Lewis DelRosso	20	14.81%	20	0	0
Teddy Daniels	21	15.56%	21	0	0
Write-In Totals	0	0.00%	0	0	0
Write-In: Austin Davis	0	0.00%	0	0	0
Write-In: Brian Sims	0	0.00%	0	0	0
Not Assigned	0	0.00%	0	0	0
Total Votes Cast	135	100.00%	127	8	0
Contest Totals	151		142	9	0

Westfield Township

REP REP IN CONGRESS 15TH DIS

Vote For 1

	TOTAL	VOTE %		Election Day	Absentee /Mail-in Ballots	Provisional
Glenn GT Thompson	116	100.00%	<div style="width: 100%; height: 10px; background-color: #ffc107;"></div>	109	7	0
Write-In Totals	0	0.00%	<div style="width: 0%; height: 10px; background-color: #6c757d;"></div>	0	0	0
Not Assigned	0	0.00%	<div style="width: 0%; height: 10px; background-color: #6c757d;"></div>	0	0	0
Total Votes Cast	116	100.00%	<div style="width: 100%; height: 10px; background-color: #ffc107;"></div>	109	7	0
Contest Totals	151			142	9	0

REP REP IN THE GEN ASSEM 68TH DIS

Vote For 1

	TOTAL	VOTE %		Election Day	Absentee /Mail-in Ballots	Provisional
Clint Owlett	140	98.59%	<div style="width: 98.59%; height: 10px; background-color: #ffc107;"></div>	133	7	0
Write-In Totals	2	1.41%	<div style="width: 1.41%; height: 10px; background-color: #6c757d;"></div>	2	0	0
Not Assigned	2	1.41%	<div style="width: 1.41%; height: 10px; background-color: #6c757d;"></div>	2	0	0
Total Votes Cast	142	100.00%	<div style="width: 100%; height: 10px; background-color: #ffc107;"></div>	135	7	0
Contest Totals	151			142	9	0

REP MEMBER OF THE REPUBLICAN STATE COMMITTEE

Vote For 2

	TOTAL	VOTE %		Election Day	Absentee /Mail-in Ballots	Provisional
Sandy Wilson	57	28.22%	<div style="width: 28.22%; height: 10px; background-color: #ffc107;"></div>	55	2	0
Gary Wilson	79	39.11%	<div style="width: 39.11%; height: 10px; background-color: #ffc107;"></div>	75	4	0
Carol Druck	66	32.67%	<div style="width: 32.67%; height: 10px; background-color: #ffc107;"></div>	64	2	0
Write-In Totals	0	0.00%	<div style="width: 0%; height: 10px; background-color: #6c757d;"></div>	0	0	0
Not Assigned	0	0.00%	<div style="width: 0%; height: 10px; background-color: #6c757d;"></div>	0	0	0
Total Votes Cast	202	100.00%	<div style="width: 100%; height: 10px; background-color: #ffc107;"></div>	194	8	0
Contest Totals	302			284	18	0

REP REP COMM MAN Westfield Township

Vote For 1

	TOTAL	VOTE %		Election Day	Absentee /Mail-in Ballots	Provisional
Write-In Totals	3	100.00%	<div style="width: 100%; height: 10px; background-color: #ffc107;"></div>	3	0	0
Not Assigned	3	100.00%	<div style="width: 100%; height: 10px; background-color: #ffc107;"></div>	3	0	0
Total Votes Cast	3	100.00%	<div style="width: 100%; height: 10px; background-color: #ffc107;"></div>	3	0	0
Contest Totals	151			142	9	0

Westfield Township

REP REP COMM WOMAN Westfield Township

Vote For 1

	TOTAL	VOTE %		Election Day	Absentee /Mail-in Ballots	Provisional
Write-In Totals	3	100.00%	<div style="width: 100%; height: 10px; background-color: #f0e68c;"></div>	3	0	0
Not Assigned	3	100.00%	<div style="width: 100%; height: 10px; background-color: #f0e68c;"></div>	3	0	0
Total Votes Cast	3	100.00%	<div style="width: 100%; height: 10px; background-color: #f0e68c;"></div>	3	0	0
Contest Totals	151			142	9	0

Westfield Borough

Statistics

	TOTAL	Election Day	Absentee /Mail-in Ballots	Provisional
Registered Voters - Total	547			
Registered Voters - Democratic	127			
Registered Voters - Republican	340			
Registered Voters - Nonpartisan	80			
Ballots Cast - Total	164	134	30	0
Ballots Cast - Democratic	46	25	21	0
Ballots Cast - Republican	118	109	9	0
Ballots Cast - Nonpartisan	0	0	0	0
Ballots Cast - Blank	0	0	0	0
Voter Turnout - Total	29.98%			
Voter Turnout - Democratic	36.22%			
Voter Turnout - Republican	34.71%			
Voter Turnout - Nonpartisan	0.00%			

DEM UNITED STATES SENATOR

Vote For 1

	TOTAL	VOTE %	Election Day	Absentee /Mail-in Ballots	Provisional
Alex Khalil	2	4.35%	2	0	0
Conor Lamb	4	8.70%	2	2	0
Malcolm Kenyatta	0	0.00%	0	0	0
John Fetterman	38	82.61%	21	17	0
Write-In Totals	2	4.35%	0	2	0
Write-In: Mehmet Oz	1	2.17%	0	1	0
Write-In: Jeff Bartos	1	2.17%	0	1	0
Write-In: Kathy Barnette	0	0.00%	0	0	0
Write-In: Dave McCormick	0	0.00%	0	0	0
Not Assigned	0	0.00%	0	0	0
Total Votes Cast	46	100.00%	25	21	0
Contest Totals	46		25	21	0

DEM GOVERNOR

Vote For 1

	TOTAL	VOTE %	Election Day	Absentee /Mail-in Ballots	Provisional
Josh Shapiro	41	97.62%	22	19	0
Write-In Totals	1	2.38%	0	1	0
Write-In: Lou Barletta	1	2.38%	0	1	0
Write-In: Dave White	0	0.00%	0	0	0
Write-In: Nche Zama	0	0.00%	0	0	0
Write-In: Melissa Hart	0	0.00%	0	0	0
Write-In: Douglas V. Mastriano	0	0.00%	0	0	0
Not Assigned	0	0.00%	0	0	0
Total Votes Cast	42	100.00%	22	20	0
Contest Totals	46		25	21	0

Westfield Borough

DEM LIEUTENANT GOVERNOR

Vote For 1

	TOTAL	VOTE %		Election Day	Absentee /Mail-in Ballots	Provisional
Austin Davis	26	57.78%	<div style="width: 57.78%; background-color: #ffc107;"></div>	10	16	0
Ray Sosa	8	17.78%	<div style="width: 17.78%; background-color: #ffc107;"></div>	6	2	0
Brian Sims	10	22.22%	<div style="width: 22.22%; background-color: #ffc107;"></div>	8	2	0
Write-In Totals	1	2.22%	<div style="width: 2.22%; background-color: #ffc107;"></div>	0	1	0
Write-In: Jeff Coleman	1	2.22%	<div style="width: 2.22%; background-color: #ffc107;"></div>	0	1	0
Write-In: Carrie Lewis DelRosso	0	0.00%	<div style="width: 0.00%; background-color: #ffc107;"></div>	0	0	0
Write-In: Teddy Daniels	0	0.00%	<div style="width: 0.00%; background-color: #ffc107;"></div>	0	0	0
Write-In: James Earl Jones	0	0.00%	<div style="width: 0.00%; background-color: #ffc107;"></div>	0	0	0
Write-In: Rick Saccone	0	0.00%	<div style="width: 0.00%; background-color: #ffc107;"></div>	0	0	0
Write-In: Chris Frye	0	0.00%	<div style="width: 0.00%; background-color: #ffc107;"></div>	0	0	0
Write-In: John Brown	0	0.00%	<div style="width: 0.00%; background-color: #ffc107;"></div>	0	0	0
Write-In: Clarice Schillinger	0	0.00%	<div style="width: 0.00%; background-color: #ffc107;"></div>	0	0	0
Write-In: Russ Diamond	0	0.00%	<div style="width: 0.00%; background-color: #ffc107;"></div>	0	0	0
Not Assigned	0	0.00%	<div style="width: 0.00%; background-color: #ffc107;"></div>	0	0	0
Total Votes Cast	45	100.00%	<div style="width: 100.00%; background-color: #ffc107;"></div>	24	21	0
Contest Totals	46			25	21	0

DEM REP IN CONGRESS 15TH DIS

Vote For 1

	TOTAL	VOTE %		Election Day	Absentee /Mail-in Ballots	Provisional
Write-In Totals	9	100.00%	<div style="width: 100.00%; background-color: #ffc107;"></div>	3	6	0
Write-In: Mike Molesevich	5	55.56%	<div style="width: 55.56%; background-color: #ffc107;"></div>	1	4	0
Write-In: Glenn GT Thompson	2	22.22%	<div style="width: 22.22%; background-color: #ffc107;"></div>	0	2	0
Write-In: Ronnie Ray Jenkins	1	11.11%	<div style="width: 11.11%; background-color: #ffc107;"></div>	1	0	0
Not Assigned	1	11.11%	<div style="width: 11.11%; background-color: #ffc107;"></div>	1	0	0
Total Votes Cast	9	100.00%	<div style="width: 100.00%; background-color: #ffc107;"></div>	3	6	0
Contest Totals	46			25	21	0

DEM REP IN THE GEN ASSEM 68TH DIS

Vote For 1

	TOTAL	VOTE %		Election Day	Absentee /Mail-in Ballots	Provisional
Write-In Totals	7	100.00%	<div style="width: 100.00%; background-color: #ffc107;"></div>	2	5	0
Write-In: Clint Owlett	2	28.57%	<div style="width: 28.57%; background-color: #ffc107;"></div>	0	2	0
Write-In: Carrie Heath	1	14.29%	<div style="width: 14.29%; background-color: #ffc107;"></div>	1	0	0
Not Assigned	4	57.14%	<div style="width: 57.14%; background-color: #ffc107;"></div>	1	3	0
Total Votes Cast	7	100.00%	<div style="width: 100.00%; background-color: #ffc107;"></div>	2	5	0
Contest Totals	46			25	21	0

Westfield Borough

DEM MEMBER DEM STATE COMM 59TH DIST

Vote For 1

	TOTAL	VOTE %		Election Day	Absentee /Mail-in Ballots	Provisional
Write-In Totals	3	100.00%	<div style="width: 100%; height: 10px; background-color: #ffc107;"></div>	2	1	0
Write-In: Gabe Hakvagg	1	33.33%	<div style="width: 33.33%; height: 10px; background-color: #ffc107;"></div>	0	1	0
Write-In: Carrie Heath	0	0.00%	<div style="width: 0%; height: 10px; background-color: #ffc107;"></div>	0	0	0
Write-In: Sandy Wilson	0	0.00%	<div style="width: 0%; height: 10px; background-color: #ffc107;"></div>	0	0	0
Write-In: Non Registered Candidate	0	0.00%	<div style="width: 0%; height: 10px; background-color: #ffc107;"></div>	0	0	0
Write-In: Carol Druck	0	0.00%	<div style="width: 0%; height: 10px; background-color: #ffc107;"></div>	0	0	0
Write-In: Gary Wilson	0	0.00%	<div style="width: 0%; height: 10px; background-color: #ffc107;"></div>	0	0	0
Not Assigned	2	66.67%	<div style="width: 66.67%; height: 10px; background-color: #ffc107;"></div>	2	0	0
Total Votes Cast	3	100.00%	<div style="width: 100%; height: 10px; background-color: #ffc107;"></div>	2	1	0
Contest Totals	46			25	21	0

DEM DEM COMM Westfield Borough

Vote For 2

	TOTAL	VOTE %		Election Day	Absentee /Mail-in Ballots	Provisional
Write-In Totals	7	100.00%	<div style="width: 100%; height: 10px; background-color: #ffc107;"></div>	2	5	0
Not Assigned	7	100.00%	<div style="width: 100%; height: 10px; background-color: #ffc107;"></div>	2	5	0
Total Votes Cast	7	100.00%	<div style="width: 100%; height: 10px; background-color: #ffc107;"></div>	2	5	0
Contest Totals	92			50	42	0

REP UNITED STATES SENATOR

Vote For 1

	TOTAL	VOTE %		Election Day	Absentee /Mail-in Ballots	Provisional
Kathy Barnette	35	30.17%	<div style="width: 30.17%; height: 10px; background-color: #ffc107;"></div>	32	3	0
Mehmet Oz	22	18.97%	<div style="width: 18.97%; height: 10px; background-color: #ffc107;"></div>	20	2	0
George Bochetto	1	0.86%	<div style="width: 0.86%; height: 10px; background-color: #ffc107;"></div>	1	0	0
Jeff Bartos	22	18.97%	<div style="width: 18.97%; height: 10px; background-color: #ffc107;"></div>	22	0	0
Dave McCormick	23	19.83%	<div style="width: 19.83%; height: 10px; background-color: #ffc107;"></div>	20	3	0
Sean Gale	1	0.86%	<div style="width: 0.86%; height: 10px; background-color: #ffc107;"></div>	0	1	0
Carla Sands	11	9.48%	<div style="width: 9.48%; height: 10px; background-color: #ffc107;"></div>	11	0	0
Write-In Totals	1	0.86%	<div style="width: 0.86%; height: 10px; background-color: #ffc107;"></div>	1	0	0
Write-In: John Fetterman	1	0.86%	<div style="width: 0.86%; height: 10px; background-color: #ffc107;"></div>	1	0	0
Not Assigned	0	0.00%	<div style="width: 0%; height: 10px; background-color: #ffc107;"></div>	0	0	0
Total Votes Cast	116	100.00%	<div style="width: 100%; height: 10px; background-color: #ffc107;"></div>	107	9	0
Contest Totals	118			109	9	0

Westfield Borough

REP GOVERNOR

Vote For 1

	TOTAL	VOTE %		Election Day	Absentee /Mail-in Ballots	Provisional
Lou Barletta	20	17.09%	<div style="width: 17.09%;"></div>	20	0	0
Douglas V. Mastriano	71	60.68%	<div style="width: 60.68%;"></div>	68	3	0
Nche Zama	1	0.85%	<div style="width: 0.85%;"></div>	1	0	0
Dave White	8	6.84%	<div style="width: 6.84%;"></div>	7	1	0
Melissa Hart	9	7.69%	<div style="width: 7.69%;"></div>	6	3	0
Bill McSwain	6	5.13%	<div style="width: 5.13%;"></div>	5	1	0
Charlie Gerow	0	0.00%	<div style="width: 0.00%;"></div>	0	0	0
Joe Gale	0	0.00%	<div style="width: 0.00%;"></div>	0	0	0
Jake Corman	1	0.85%	<div style="width: 0.85%;"></div>	0	1	0
Write-In Totals	1	0.85%	<div style="width: 0.85%;"></div>	1	0	0
Write-In: Josh Shapiro	1	0.85%	<div style="width: 0.85%;"></div>	1	0	0
Not Assigned	0	0.00%	<div style="width: 0.00%;"></div>	0	0	0
Total Votes Cast	117	100.00%	<div style="width: 100.00%;"></div>	108	9	0
Contest Totals	118			109	9	0

REP LIEUTENANT GOVERNOR

Vote For 1

	TOTAL	VOTE %		Election Day	Absentee /Mail-in Ballots	Provisional
Clarice Schillinger	8	7.02%	<div style="width: 7.02%;"></div>	8	0	0
James Earl Jones	14	12.28%	<div style="width: 12.28%;"></div>	14	0	0
Rick Saccone	16	14.04%	<div style="width: 14.04%;"></div>	15	1	0
John Brown	7	6.14%	<div style="width: 6.14%;"></div>	6	1	0
Chris Frye	5	4.39%	<div style="width: 4.39%;"></div>	4	1	0
Jeff Coleman	25	21.93%	<div style="width: 21.93%;"></div>	25	0	0
Russ Diamond	5	4.39%	<div style="width: 4.39%;"></div>	5	0	0
Carrie Lewis DelRosso	12	10.53%	<div style="width: 10.53%;"></div>	9	3	0
Teddy Daniels	21	18.42%	<div style="width: 18.42%;"></div>	18	3	0
Write-In Totals	1	0.88%	<div style="width: 0.88%;"></div>	1	0	0
Write-In: Brian Sims	1	0.88%	<div style="width: 0.88%;"></div>	1	0	0
Write-In: Austin Davis	0	0.00%	<div style="width: 0.00%;"></div>	0	0	0
Not Assigned	0	0.00%	<div style="width: 0.00%;"></div>	0	0	0
Total Votes Cast	114	100.00%	<div style="width: 100.00%;"></div>	105	9	0
Contest Totals	118			109	9	0

Westfield Borough

REP REP IN CONGRESS 15TH DIS

Vote For 1

	TOTAL	VOTE %		Election Day	Absentee /Mail-in Ballots	Provisional
Glenn GT Thompson	95	100.00%	<div style="width: 100%; height: 10px; background-color: #ffc107;"></div>	88	7	0
Write-In Totals	0	0.00%	<div style="width: 0%; height: 10px; background-color: #6c757d;"></div>	0	0	0
Not Assigned	0	0.00%	<div style="width: 0%; height: 10px; background-color: #6c757d;"></div>	0	0	0
Total Votes Cast	95	100.00%	<div style="width: 100%; height: 10px; background-color: #ffc107;"></div>	88	7	0
Contest Totals	118			109	9	0

REP REP IN THE GEN ASSEM 68TH DIS

Vote For 1

	TOTAL	VOTE %		Election Day	Absentee /Mail-in Ballots	Provisional
Clint Owlett	107	98.17%	<div style="width: 98.17%; height: 10px; background-color: #ffc107;"></div>	99	8	0
Write-In Totals	2	1.83%	<div style="width: 1.83%; height: 10px; background-color: #6c757d;"></div>	2	0	0
Not Assigned	2	1.83%	<div style="width: 1.83%; height: 10px; background-color: #6c757d;"></div>	2	0	0
Total Votes Cast	109	100.00%	<div style="width: 100%; height: 10px; background-color: #ffc107;"></div>	101	8	0
Contest Totals	118			109	9	0

REP MEMBER OF THE REPUBLICAN STATE COMMITTEE

Vote For 2

	TOTAL	VOTE %		Election Day	Absentee /Mail-in Ballots	Provisional
Sandy Wilson	19	13.97%	<div style="width: 13.97%; height: 10px; background-color: #ffc107;"></div>	16	3	0
Gary Wilson	19	13.97%	<div style="width: 13.97%; height: 10px; background-color: #ffc107;"></div>	15	4	0
Carol Druck	95	69.85%	<div style="width: 69.85%; height: 10px; background-color: #ffc107;"></div>	89	6	0
Write-In Totals	3	2.21%	<div style="width: 2.21%; height: 10px; background-color: #6c757d;"></div>	2	1	0
Not Assigned	3	2.21%	<div style="width: 2.21%; height: 10px; background-color: #6c757d;"></div>	2	1	0
Total Votes Cast	136	100.00%	<div style="width: 100%; height: 10px; background-color: #ffc107;"></div>	122	14	0
Contest Totals	236			218	18	0

REP REP COMM MAN Westfield Borough




Vote For 1

	TOTAL	VOTE %		Election Day	Absentee /Mail-in Ballots	Provisional
Write-In Totals	4	100.00%	<div style="width: 100%; height: 10px; background-color: #ffc107;"></div>	2	2	0
Not Assigned	4	100.00%	<div style="width: 100%; height: 10px; background-color: #ffc107;"></div>	2	2	0
Total Votes Cast	4	100.00%	<div style="width: 100%; height: 10px; background-color: #ffc107;"></div>	2	2	0
Contest Totals	118			109	9	0

Westfield Borough

REP REP COMM WOMAN Westfield Borough

Vote For 1

	TOTAL	VOTE %		Election Day	Absentee /Mail-in Ballots	Provisional
Write-In Totals	8	100.00%		6	2	0
Not Assigned	8	100.00%		6	2	0
Total Votes Cast	8	100.00%		6	2	0
Contest Totals	118			109	9	0