

Summary Results Report
 General Primary May 19 2026
 May 19, 2026

OFFICIAL RESULTS

Tioga County

Statistics

	TOTAL	Election Day	Absentee /Mail-in Ballots	Provisional
Election Day Precincts Reporting	41 of 41	41	0	0
Precincts Complete	0 of 41	0	0	0
Precincts Partially Reported	41 of 41	41	0	0
Absentee/ Early Precincts Reporting	41 of 41	0	41	0
Registered Voters - Total	26,753			
Registered Voters - Democratic	4,925			
Registered Voters - Republican	18,118			
Registered Voters - Nonpartisan	3,710			
Ballots Cast - Total	4,831	3,652	1,179	0
Ballots Cast - Democratic	1,344	763	581	0
Ballots Cast - Republican	3,487	2,889	598	0
Ballots Cast - Nonpartisan	0	0	0	0
Ballots Cast - Blank	8	5	3	0
Voter Turnout - Total	18.06%			
Voter Turnout - Democratic	27.29%			
Voter Turnout - Republican	19.25%			
Voter Turnout - Nonpartisan	0.00%			







Summary Results Report
 General Primary May 19 2026
 May 19, 2026

OFFICIAL RESULTS

Tioga County






DEM GOVERNOR

Vote For 1

	TOTAL	VOTE %		Election Day	Absentee /Mail-in Ballots	Provisional
Josh Shapiro	1,258	95.81%		699	559	0
Write-In: Stacey Garrity	27	2.06%		20	7	0
Write-In: Katie Muth	15	1.14%		14	1	0
Write-In Totals	55	4.19%		41	14	0
Not Assigned	13	0.99%		7	6	0
Total Votes Cast	1,313	100.00%		740	573	0
Contest Totals	1,344			763	581	0
Precincts Reporting	41 of 41					






DEM LIEUTENANT GOVERNOR

Vote For 1

	TOTAL	VOTE %		Election Day	Absentee /Mail-in Ballots	Provisional
Austin Davis	1,266	98.44%		704	562	0
Write-In: Jason Richey	11	0.86%		6	5	0
Write-In Totals	20	1.56%		14	6	0
Not Assigned	9	0.70%		8	1	0
Total Votes Cast	1,286	100.00%		718	568	0
Contest Totals	1,344			763	581	0
Precincts Reporting	41 of 41					






DEM REP IN CONGRESS 15TH DIS

Vote For 1

	TOTAL	VOTE %		Election Day	Absentee /Mail-in Ballots	Provisional
Ray Bilger	1,233	97.93%		691	542	0
Write-In: Glenn GT Thompson	18	1.43%		12	6	0
Write-In Totals	26	2.07%		19	7	0
Not Assigned	8	0.64%		7	1	0
Total Votes Cast	1,259	100.00%		710	549	0
Contest Totals	1,344			763	581	0
Precincts Reporting	41 of 41					

DEM REP IN THE GEN ASSEM 68TH DIS

Vote For 1

	TOTAL	VOTE %		Election Day	Absentee /Mail-in Ballots	Provisional
Quentin Gee	1,248	97.50%		703	545	0
Write-In: Clint Owlett	27	2.11%		16	11	0
Write-In Totals	32	2.50%		20	12	0
Not Assigned	5	0.39%		4	1	0
Total Votes Cast	1,280	100.00%		723	557	0
Contest Totals	1,344			763	581	0
Precincts Reporting	41 of 41					

Summary Results Report
 General Primary May 19 2026
 May 19, 2026

OFFICIAL RESULTS

Tioga County

DEM MEMBER DEM STATE COMM 59TH DIST

Vote For 1

	TOTAL	VOTE %	Election Day	Absentee /Mail-in Ballots	Provisional
Write-In: Brynn Hammarstrom	35	19.77%	29	6	0
Write-In: Lisa Gephart	20	11.30%	3	17	0
Write-In: Jordan Omlar	14	7.91%	0	14	0
Write-In Totals	177	100.00%	124	53	0
Not Assigned	108	61.02%	92	16	0
Total Votes Cast	177	100.00%	124	53	0
Contest Totals	1,344		763	581	0
Precincts Reporting	41 of 41				

DEM DEM COMM Blossburg Borough

Vote For 2

	TOTAL	VOTE %	Election Day	Absentee /Mail-in Ballots	Provisional
Write-In Totals	7	100.00%	5	2	0
Not Assigned	7	100.00%	5	2	0
Total Votes Cast	7	100.00%	5	2	0
Contest Totals	102		72	30	0
Precincts Reporting	1 of 1				

DEM DEM COMM Elkland Borough

Vote For 2

	TOTAL	VOTE %	Election Day	Absentee /Mail-in Ballots	Provisional
Write-In Totals	6	100.00%	6	0	0
Not Assigned	6	100.00%	6	0	0
Total Votes Cast	6	100.00%	6	0	0
Contest Totals	104		80	24	0
Precincts Reporting	1 of 1				

DEM DEM COMM Knoxville Borough

Vote For 2

	TOTAL	VOTE %	Election Day	Absentee /Mail-in Ballots	Provisional
Write-In Totals	4	100.00%	3	1	0
Not Assigned	4	100.00%	3	1	0
Total Votes Cast	4	100.00%	3	1	0
Contest Totals	44		36	8	0
Precincts Reporting	1 of 1				




Summary Results Report
 General Primary May 19 2026
 May 19, 2026

OFFICIAL RESULTS

Tioga County




DEM DEM COMM Lawrenceville Borough

Vote For 2

	TOTAL	VOTE %		Election Day	Absentee /Mail-in Ballots	Provisional
Write-In Totals	2	100.00%		2	0	0
Not Assigned	2	100.00%		2	0	0
Total Votes Cast	2	100.00%		2	0	0
Contest Totals	26			12	14	0
Precincts Reporting	1 of 1					





DEM DEM COMM Liberty Borough

Vote For 2

	TOTAL	VOTE %		Election Day	Absentee /Mail-in Ballots	Provisional
Write-In Totals	5	100.00%		5	0	0
Not Assigned	5	100.00%		5	0	0
Total Votes Cast	5	100.00%		5	0	0
Contest Totals	24			20	4	0
Precincts Reporting	1 of 1					

DEM DEM COMM Mansfield Borough

Vote For 2

	TOTAL	VOTE %		Election Day	Absentee /Mail-in Ballots	Provisional
Write-In: Bob Wooley	12	34.29%		12	0	0
Write-In Totals	35	100.00%		27	8	0
Not Assigned	23	65.71%		15	8	0
Total Votes Cast	35	100.00%		27	8	0
Contest Totals	250			162	88	0
Precincts Reporting	1 of 1					




DEM DEM COMM Roseville Borough

Vote For 2

	TOTAL	VOTE %		Election Day	Absentee /Mail-in Ballots	Provisional
Write-In Totals	0			0	0	0
Not Assigned	0			0	0	0
Total Votes Cast	0			0	0	0
Contest Totals	16			12	4	0
Precincts Reporting	1 of 1					

DEM DEM COMM Tioga Borough

Vote For 2

	TOTAL	VOTE %		Election Day	Absentee /Mail-in Ballots	Provisional
Write-In Totals	2	100.00%		0	2	0
Not Assigned	2	100.00%		0	2	0
Total Votes Cast	2	100.00%		0	2	0
Contest Totals	26			14	12	0
Precincts Reporting	1 of 1					

Summary Results Report
 General Primary May 19 2026
 May 19, 2026

OFFICIAL RESULTS

Tioga County

DEM DEM COMM Wellsboro Boro Ward 1

Vote For 2

	TOTAL	VOTE %		Election Day	Absentee /Mail-in Ballots	Provisional
Gabriel Hakvaag	55	52.38%	<div style="width: 52.38%;"><div style="width: 52.38%;"></div></div>	35	20	0
James Guignard	48	45.71%	<div style="width: 45.71%;"><div style="width: 45.71%;"></div></div>	32	16	0
Write-In Totals	2	1.90%	<div style="width: 1.90%;"><div style="width: 1.90%;"></div></div>	1	1	0
Not Assigned	2	1.90%	<div style="width: 1.90%;"><div style="width: 1.90%;"></div></div>	1	1	0
Total Votes Cast	105	100.00%	<div style="width: 100.00%;"><div style="width: 100.00%;"></div></div>	68	37	0
Contest Totals	128			82	46	0
Precincts Reporting	1 of 1					

DEM DEM COMM Wellsboro Boro Ward 2

Vote For 2

	TOTAL	VOTE %		Election Day	Absentee /Mail-in Ballots	Provisional
Bryn Hammarstrom	105	94.59%	<div style="width: 94.59%;"><div style="width: 94.59%;"></div></div>	59	46	0
Write-In Totals	6	5.41%	<div style="width: 5.41%;"><div style="width: 5.41%;"></div></div>	2	4	0
Not Assigned	6	5.41%	<div style="width: 5.41%;"><div style="width: 5.41%;"></div></div>	2	4	0
Total Votes Cast	111	100.00%	<div style="width: 100.00%;"><div style="width: 100.00%;"></div></div>	61	50	0
Contest Totals	224			120	104	0
Precincts Reporting	1 of 1					

DEM DEM COMM Westfield Borough

Vote For 2

	TOTAL	VOTE %		Election Day	Absentee /Mail-in Ballots	Provisional
Write-In Totals	5	100.00%	<div style="width: 100.00%;"><div style="width: 100.00%;"></div></div>	1	4	0
Not Assigned	5	100.00%	<div style="width: 100.00%;"><div style="width: 100.00%;"></div></div>	1	4	0
Total Votes Cast	5	100.00%	<div style="width: 100.00%;"><div style="width: 100.00%;"></div></div>	1	4	0
Contest Totals	48			26	22	0
Precincts Reporting	1 of 1					

DEM DEM COMM Bloss Township

Vote For 2

	TOTAL	VOTE %		Election Day	Absentee /Mail-in Ballots	Provisional
Write-In Totals	0			0	0	0
Not Assigned	0			0	0	0
Total Votes Cast	0			0	0	0
Contest Totals	20			12	8	0
Precincts Reporting	1 of 1					




Summary Results Report
 General Primary May 19 2026
 May 19, 2026

OFFICIAL RESULTS

Tioga County






DEM DEM COMM Brookfield Township

Vote For 2

	TOTAL	VOTE %		Election Day	Absentee /Mail-in Ballots	Provisional
Write-In Totals	2	100.00%		2	0	0
Not Assigned	2	100.00%		2	0	0
Total Votes Cast	2	100.00%		2	0	0
Contest Totals	32			18	14	0
Precincts Reporting	1 of 1					

DEM DEM COMM Charleston Township

Vote For 2

	TOTAL	VOTE %		Election Day	Absentee /Mail-in Ballots	Provisional
Yolanda Canales	124	49.80%		44	80	0
Robert Borzok	122	49.00%		47	75	0
Write-In Totals	3	1.20%		0	3	0
Not Assigned	3	1.20%		0	3	0
Total Votes Cast	249	100.00%		91	158	0
Contest Totals	284			110	174	0
Precincts Reporting	1 of 1					




DEM DEM COMM Chatham Township

Vote For 2

	TOTAL	VOTE %		Election Day	Absentee /Mail-in Ballots	Provisional
Write-In Totals	0			0	0	0
Not Assigned	0			0	0	0
Total Votes Cast	0			0	0	0
Contest Totals	42			24	18	0
Precincts Reporting	1 of 1					

DEM DEM COMM Clymer Township

Vote For 2

	TOTAL	VOTE %		Election Day	Absentee /Mail-in Ballots	Provisional
Write-In Totals	17	100.00%		8	9	0
Not Assigned	17	100.00%		8	9	0
Total Votes Cast	17	100.00%		8	9	0
Contest Totals	50			24	26	0
Precincts Reporting	1 of 1					

Summary Results Report
 General Primary May 19 2026
 May 19, 2026

OFFICIAL RESULTS

Tioga County

DEM DEM COMM Covington Township

Vote For 2

	TOTAL	VOTE %		Election Day	Absentee /Mail-in Ballots	Provisional
Write-In Totals	5	100.00%		5	0	0
Not Assigned	5	100.00%		5	0	0
Total Votes Cast	5	100.00%		5	0	0
Contest Totals	66			52	14	0
Precincts Reporting	1 of 1					

DEM DEM COMM Deerfield Township

Vote For 2

	TOTAL	VOTE %		Election Day	Absentee /Mail-in Ballots	Provisional
Write-In Totals	0			0	0	0
Not Assigned	0			0	0	0
Total Votes Cast	0			0	0	0
Contest Totals	28			20	8	0
Precincts Reporting	1 of 1					

DEM DEM COMM Delmar Township N

Vote For 2

	TOTAL	VOTE %		Election Day	Absentee /Mail-in Ballots	Provisional
Sandra Beideman	77	88.51%		30	47	0
Write-In Totals	10	11.49%		7	3	0
Not Assigned	10	11.49%		7	3	0
Total Votes Cast	87	100.00%		37	50	0
Contest Totals	160			60	100	0
Precincts Reporting	1 of 1					

DEM DEM COMM Delmar Township S

Vote For 2

	TOTAL	VOTE %		Election Day	Absentee /Mail-in Ballots	Provisional
Write-In Totals	1	100.00%		0	1	0
Not Assigned	1	100.00%		0	1	0
Total Votes Cast	1	100.00%		0	1	0
Contest Totals	60			22	38	0
Precincts Reporting	1 of 1					

DEM DEM COMM Duncan Township

Vote For 2

	TOTAL	VOTE %		Election Day	Absentee /Mail-in Ballots	Provisional
Write-In Totals	3	100.00%		3	0	0
Not Assigned	3	100.00%		3	0	0
Total Votes Cast	3	100.00%		3	0	0
Contest Totals	16			10	6	0
Precincts Reporting	1 of 1					

Summary Results Report
 General Primary May 19 2026
 May 19, 2026

OFFICIAL RESULTS

Tioga County

DEM DEM COMM Elk Township

Vote For 2

	TOTAL	VOTE %	Election Day	Absentee /Mail-in Ballots	Provisional
Write-In Totals	0		0	0	0
Not Assigned	0		0	0	0
Total Votes Cast	0		0	0	0
Contest Totals	2		0	2	0
Precincts Reporting	1 of 1				




DEM DEM COMM Farmington Township

Vote For 2

	TOTAL	VOTE %	Election Day	Absentee /Mail-in Ballots	Provisional
Write-In Totals	0		0	0	0
Not Assigned	0		0	0	0
Total Votes Cast	0		0	0	0
Contest Totals	32		20	12	0
Precincts Reporting	1 of 1				




DEM DEM COMM Gaines Township

Vote For 2

	TOTAL	VOTE %	Election Day	Absentee /Mail-in Ballots	Provisional
Write-In Totals	6	100.00% 	1	5	0
Not Assigned	6	100.00% 	1	5	0
Total Votes Cast	6	100.00% 	1	5	0
Contest Totals	66		38	28	0
Precincts Reporting	1 of 1				




DEM DEM COMM Hamilton Township

Vote For 2

	TOTAL	VOTE %	Election Day	Absentee /Mail-in Ballots	Provisional
Write-In Totals	2	100.00% 	2	0	0
Not Assigned	2	100.00% 	2	0	0
Total Votes Cast	2	100.00% 	2	0	0
Contest Totals	26		12	14	0
Precincts Reporting	1 of 1				

DEM DEM COMM Jackson Township

Vote For 2

	TOTAL	VOTE %	Election Day	Absentee /Mail-in Ballots	Provisional
Write-In Totals	8	100.00% 	6	2	0
Not Assigned	8	100.00% 	6	2	0
Total Votes Cast	8	100.00% 	6	2	0
Contest Totals	94		54	40	0
Precincts Reporting	1 of 1				

Summary Results Report
 General Primary May 19 2026
 May 19, 2026

OFFICIAL RESULTS

Tioga County

DEM DEM COMM Lawrence Township

Vote For 2

	TOTAL	VOTE %		Election Day	Absentee /Mail-in Ballots	Provisional
Write-In Totals	4	100.00%		2	2	0
Not Assigned	4	100.00%		2	2	0
Total Votes Cast	4	100.00%		2	2	0
Contest Totals	66			28	38	0
Precincts Reporting	1 of 1					

DEM DEM COMM Liberty Township

Vote For 2

	TOTAL	VOTE %		Election Day	Absentee /Mail-in Ballots	Provisional
Write-In Totals	1	100.00%		1	0	0
Not Assigned	1	100.00%		1	0	0
Total Votes Cast	1	100.00%		1	0	0
Contest Totals	58			32	26	0
Precincts Reporting	1 of 1					

DEM DEM COMM Middlebury Township

Vote For 2

	TOTAL	VOTE %		Election Day	Absentee /Mail-in Ballots	Provisional
Write-In Totals	10	100.00%		8	2	0
Not Assigned	10	100.00%		8	2	0
Total Votes Cast	10	100.00%		8	2	0
Contest Totals	74			42	32	0
Precincts Reporting	1 of 1					

DEM DEM COMM Morris Township

Vote For 2

	TOTAL	VOTE %		Election Day	Absentee /Mail-in Ballots	Provisional
Write-In Totals	7	100.00%		1	6	0
Not Assigned	7	100.00%		1	6	0
Total Votes Cast	7	100.00%		1	6	0
Contest Totals	44			20	24	0
Precincts Reporting	1 of 1					

DEM DEM COMM Nelson Township

Vote For 2

	TOTAL	VOTE %		Election Day	Absentee /Mail-in Ballots	Provisional
Write-In Totals	0			0	0	0
Not Assigned	0			0	0	0
Total Votes Cast	0			0	0	0
Contest Totals	22			14	8	0
Precincts Reporting	1 of 1					

Summary Results Report
 General Primary May 19 2026
 May 19, 2026

OFFICIAL RESULTS

Tioga County

DEM DEM COMM Osceola Township

Vote For 2

	TOTAL	VOTE %		Election Day	Absentee /Mail-in Ballots	Provisional
Write-In Totals	1	100.00%		1	0	0
Not Assigned	1	100.00%		1	0	0
Total Votes Cast	1	100.00%		1	0	0
Contest Totals	20			18	2	0
Precincts Reporting	1 of 1					

DEM DEM COMM Putnam Township

Vote For 2

	TOTAL	VOTE %		Election Day	Absentee /Mail-in Ballots	Provisional
Write-In Totals	2	100.00%		2	0	0
Not Assigned	2	100.00%		2	0	0
Total Votes Cast	2	100.00%		2	0	0
Contest Totals	32			26	6	0
Precincts Reporting	1 of 1					

DEM DEM COMM Richmond Township

Vote For 2

	TOTAL	VOTE %		Election Day	Absentee /Mail-in Ballots	Provisional
Write-In Totals	8	100.00%		6	2	0
Not Assigned	8	100.00%		6	2	0
Total Votes Cast	8	100.00%		6	2	0
Contest Totals	128			68	60	0
Precincts Reporting	1 of 1					

DEM DEM COMM Rutland Township

Vote For 2

	TOTAL	VOTE %		Election Day	Absentee /Mail-in Ballots	Provisional
Write-In Totals	5	100.00%		3	2	0
Not Assigned	5	100.00%		3	2	0
Total Votes Cast	5	100.00%		3	2	0
Contest Totals	40			26	14	0
Precincts Reporting	1 of 1					

DEM DEM COMM Shippen Township

Vote For 2

	TOTAL	VOTE %		Election Day	Absentee /Mail-in Ballots	Provisional
Write-In Totals	4	100.00%		0	4	0
Not Assigned	4	100.00%		0	4	0
Total Votes Cast	4	100.00%		0	4	0
Contest Totals	16			6	10	0
Precincts Reporting	1 of 1					

Summary Results Report
 General Primary May 19 2026
 May 19, 2026

OFFICIAL RESULTS

Tioga County

DEM DEMCOMM Sullivan Township

Vote For 2

	TOTAL	VOTE %		Election Day	Absentee /Mail-in Ballots	Provisional
Write-In Totals	7	100.00%	<div style="width: 100%; height: 10px; background-color: #ffc107;"></div>	7	0	0
Not Assigned	7	100.00%	<div style="width: 100%; height: 10px; background-color: #ffc107;"></div>	7	0	0
Total Votes Cast	7	100.00%	<div style="width: 100%; height: 10px; background-color: #ffc107;"></div>	7	0	0
Contest Totals	60			28	32	0
Precincts Reporting	1 of 1					

DEM DEM COMM Tioga Township

Vote For 2

	TOTAL	VOTE %		Election Day	Absentee /Mail-in Ballots	Provisional
Laura Abel	33	97.06%	<div style="width: 97.06%; height: 10px; background-color: #ffc107;"></div>	22	11	0
Write-In Totals	1	2.94%	<div style="width: 2.94%; height: 10px; background-color: #6c757d;"></div>	0	1	0
Not Assigned	1	2.94%	<div style="width: 2.94%; height: 10px; background-color: #6c757d;"></div>	0	1	0
Total Votes Cast	34	100.00%	<div style="width: 100%; height: 10px; background-color: #ffc107;"></div>	22	12	0
Contest Totals	66			44	22	0
Precincts Reporting	1 of 1					

DEM DEM COMM Union Township

Vote For 2

	TOTAL	VOTE %		Election Day	Absentee /Mail-in Ballots	Provisional
Theodore R Smith Jr	24	92.31%	<div style="width: 92.31%; height: 10px; background-color: #ffc107;"></div>	17	7	0
Write-In Totals	2	7.69%	<div style="width: 7.69%; height: 10px; background-color: #6c757d;"></div>	1	1	0
Not Assigned	2	7.69%	<div style="width: 7.69%; height: 10px; background-color: #6c757d;"></div>	1	1	0
Total Votes Cast	26	100.00%	<div style="width: 100%; height: 10px; background-color: #ffc107;"></div>	18	8	0
Contest Totals	50			36	14	0
Precincts Reporting	1 of 1					

DEM DEM COMM Ward Township

Vote For 2

	TOTAL	VOTE %		Election Day	Absentee /Mail-in Ballots	Provisional
Write-In Totals	0			0	0	0
Not Assigned	0			0	0	0
Total Votes Cast	0			0	0	0
Contest Totals	10			6	4	0
Precincts Reporting	1 of 1					

Summary Results Report
 General Primary May 19 2026
 May 19, 2026

OFFICIAL RESULTS

Tioga County

DEM DEM COMM Westfield Township

Vote For 2

	TOTAL	VOTE %	Election Day	Absentee /Mail-in Ballots	Provisional
Write-In Totals	3	100.00%	3	0	0
Not Assigned	3	100.00%	3	0	0
Total Votes Cast	3	100.00%	3	0	0
Contest Totals	32		20	12	0
Precincts Reporting	1 of 1				

REP GOVERNOR

Vote For 1

	TOTAL	VOTE %	Election Day	Absentee /Mail-in Ballots	Provisional
Stacy Garrity	3,136	95.32%	2,620	516	0
Write-In: Doug Mastriano	37	1.12%	31	6	0
Write-In: Josh Shapiro	32	0.97%	14	18	0
Write-In: Katie Muth	22	0.67%	21	1	0
Write-In Totals	154	4.68%	124	30	0
Not Assigned	63	1.91%	58	5	0
Total Votes Cast	3,290	100.00%	2,744	546	0
Contest Totals	3,487		2,889	598	0
Precincts Reporting	41 of 41				

REP LIEUTENANT GOVERNOR

Vote For 1

	TOTAL	VOTE %	Election Day	Absentee /Mail-in Ballots	Provisional
Jason Richey	2,251	71.96%	1,883	368	0
John Ventre	841	26.89%	704	137	0
Write-In: Austin Davis	20	0.64%	9	11	0
Write-In Totals	36	1.15%	22	14	0
Not Assigned	16	0.51%	13	3	0
Total Votes Cast	3,128	100.00%	2,609	519	0
Contest Totals	3,487		2,889	598	0
Precincts Reporting	41 of 41				

REP REP IN CONGRESS 15TH DIS

Vote For 1

	TOTAL	VOTE %	Election Day	Absentee /Mail-in Ballots	Provisional
Glenn GT Thompson	3,191	98.52%	2,665	526	0
Write-In: Ray Bilger	18	0.56%	9	9	0
Write-In Totals	48	1.48%	33	15	0
Not Assigned	30	0.93%	24	6	0
Total Votes Cast	3,239	100.00%	2,698	541	0
Contest Totals	3,487		2,889	598	0
Precincts Reporting	41 of 41				

Summary Results Report
 General Primary May 19 2026
 May 19, 2026

OFFICIAL RESULTS

Tioga County

REP REP IN THE GEN ASSEM 68TH DIS

Vote For 1

	TOTAL	VOTE %		Election Day	Absentee /Mail-in Ballots	Provisional
Clint Owlett	3,270	97.29%		2,707	563	0
Write-In: Quentin Gee	46	1.37%		40	6	0
Write-In Totals	91	2.71%		77	14	0
Not Assigned	45	1.34%		37	8	0
Total Votes Cast	3,361	100.00%		2,784	577	0
Contest Totals	3,487			2,889	598	0
Precincts Reporting	41 of 41					

REP MEMBER OF THE REPUBLICAN STATE COMMITTEE

Vote For 2

	TOTAL	VOTE %		Election Day	Absentee /Mail-in Ballots	Provisional
Lauren Owlett	2,741	51.97%		2,260	481	0
Gary Wilson	2,496	47.33%		2,039	457	0
Write-In Totals	37	0.70%		29	8	0
Not Assigned	37	0.70%		29	8	0
Total Votes Cast	5,274	100.00%		4,328	946	0
Contest Totals	6,974			5,778	1,196	0
Precincts Reporting	41 of 41					

REP REP COMM MAN Blossburg Borough

Vote For 1

	TOTAL	VOTE %		Election Day	Absentee /Mail-in Ballots	Provisional
Write-In Totals	5	100.00%		5	0	0
Not Assigned	5	100.00%		5	0	0
Total Votes Cast	5	100.00%		5	0	0
Contest Totals	93			76	17	0
Precincts Reporting	1 of 1					

REP REP COMM MAN Elkland Borough

Vote For 1

	TOTAL	VOTE %		Election Day	Absentee /Mail-in Ballots	Provisional
Write-In Totals	8	100.00%		5	3	0
Not Assigned	8	100.00%		5	3	0
Total Votes Cast	8	100.00%		5	3	0
Contest Totals	93			67	26	0
Precincts Reporting	1 of 1					

Summary Results Report
 General Primary May 19 2026
 May 19, 2026

OFFICIAL RESULTS

Tioga County




REP REP COMM MAN Knoxville Borough

Vote For 1

	TOTAL	VOTE %	Election Day	Absentee /Mail-in Ballots	Provisional
Write-In Totals	0		0	0	0
Not Assigned	0		0	0	0
Total Votes Cast	0		0	0	0
Contest Totals	44		41	3	0
Precincts Reporting	1 of 1				

REP REP COMM MAN Lawrenceville Borough

Vote For 1

	TOTAL	VOTE %	Election Day	Absentee /Mail-in Ballots	Provisional
Write-In Totals	10	100.00% 	9	1	0
Not Assigned	10	100.00% 	9	1	0
Total Votes Cast	10	100.00% 	9	1	0
Contest Totals	41		39	2	0
Precincts Reporting	1 of 1				




REP REP COMM MAN Liberty Borough

Vote For 1

	TOTAL	VOTE %	Election Day	Absentee /Mail-in Ballots	Provisional
Write-In Totals	0		0	0	0
Not Assigned	0		0	0	0
Total Votes Cast	0		0	0	0
Contest Totals	38		35	3	0
Precincts Reporting	1 of 1				

REP REP COMM MAN Mansfield Borough

Vote For 1

	TOTAL	VOTE %	Election Day	Absentee /Mail-in Ballots	Provisional
Write-In Totals	2	100.00% 	2	0	0
Not Assigned	2	100.00% 	2	0	0
Total Votes Cast	2	100.00% 	2	0	0
Contest Totals	103		87	16	0
Precincts Reporting	1 of 1				

REP REP COMM MAN Roseville Borough

Vote For 1

	TOTAL	VOTE %	Election Day	Absentee /Mail-in Ballots	Provisional
Write-In Totals	0		0	0	0
Not Assigned	0		0	0	0
Total Votes Cast	0		0	0	0
Contest Totals	14		14	0	0
Precincts Reporting	1 of 1				

Summary Results Report
 General Primary May 19 2026
 May 19, 2026

OFFICIAL RESULTS

Tioga County




REP REP COMM MAN Tioga Borough

Vote For 1

	TOTAL	VOTE %	Election Day	Absentee /Mail-in Ballots	Provisional
Write-In Totals	0		0	0	0
Not Assigned	0		0	0	0
Total Votes Cast	0		0	0	0
Contest Totals	31		22	9	0
Precincts Reporting	1 of 1				




REP REP COMM MAN Wellsboro Boro Ward 1

Vote For 1

	TOTAL	VOTE %	Election Day	Absentee /Mail-in Ballots	Provisional
Write-In Totals	5	100.00% 	3	2	0
Not Assigned	5	100.00% 	3	2	0
Total Votes Cast	5	100.00% 	3	2	0
Contest Totals	136		106	30	0
Precincts Reporting	1 of 1				

REP REP COMM MAN Wellsboro Boro Ward 2

Vote For 1

	TOTAL	VOTE %	Election Day	Absentee /Mail-in Ballots	Provisional
Write-In Totals	4	100.00% 	4	0	0
Not Assigned	4	100.00% 	4	0	0
Total Votes Cast	4	100.00% 	4	0	0
Contest Totals	165		126	39	0
Precincts Reporting	1 of 1				




REP REP COMM MAN Westfield Borough

Vote For 1

	TOTAL	VOTE %	Election Day	Absentee /Mail-in Ballots	Provisional
Write-In Totals	0		0	0	0
Not Assigned	0		0	0	0
Total Votes Cast	0		0	0	0
Contest Totals	46		40	6	0
Precincts Reporting	1 of 1				

REP REP COMM MAN Bloss Township

Vote For 1

	TOTAL	VOTE %	Election Day	Absentee /Mail-in Ballots	Provisional
Write-In Totals	1	100.00% 	1	0	0
Not Assigned	1	100.00% 	1	0	0
Total Votes Cast	1	100.00% 	1	0	0
Contest Totals	25		23	2	0
Precincts Reporting	1 of 1				

Summary Results Report
 General Primary May 19 2026
 May 19, 2026

OFFICIAL RESULTS

Tioga County





REP REP COMM MAN Brookfield township

Vote For 1

	TOTAL	VOTE %	Election Day	Absentee /Mail-in Ballots	Provisional
Write-In Totals	0		0	0	0
Not Assigned	0		0	0	0
Total Votes Cast	0		0	0	0
Contest Totals	51		45	6	0
Precincts Reporting	1 of 1				





REP REP COMM MAN Charleston Township

Vote For 1

	TOTAL	VOTE %	Election Day	Absentee /Mail-in Ballots	Provisional
Gary Wilson	308	98.72% 	237	71	0
Write-In Totals	4	1.28% 	2	2	0
Not Assigned	4	1.28% 	2	2	0
Total Votes Cast	312	100.00% 	239	73	0
Contest Totals	346		257	89	0
Precincts Reporting	1 of 1				




REP REP COMM MAN Chatham Township

Vote For 1

	TOTAL	VOTE %	Election Day	Absentee /Mail-in Ballots	Provisional
Joseph Slomian	67	100.00% 	60	7	0
Write-In Totals	0	0.00% 	0	0	0
Not Assigned	0	0.00% 	0	0	0
Total Votes Cast	67	100.00% 	60	7	0
Contest Totals	75		66	9	0
Precincts Reporting	1 of 1				

REP REP COMM MAN Clymer Township

Vote For 1

	TOTAL	VOTE %	Election Day	Absentee /Mail-in Ballots	Provisional
Write-In Totals	1	100.00% 	1	0	0
Not Assigned	1	100.00% 	1	0	0
Total Votes Cast	1	100.00% 	1	0	0
Contest Totals	53		49	4	0
Precincts Reporting	1 of 1				

Summary Results Report
 General Primary May 19 2026
 May 19, 2026

OFFICIAL RESULTS

Tioga County

REP REP COMM MAN Covington Township

Vote For 1

	TOTAL	VOTE %		Election Day	Absentee /Mail-in Ballots	Provisional
Write-In Totals	4	100.00%	<div style="width: 100%; height: 10px; background-color: #ffc107;"></div>	4	0	0
Not Assigned	4	100.00%	<div style="width: 100%; height: 10px; background-color: #ffc107;"></div>	4	0	0
Total Votes Cast	4	100.00%	<div style="width: 100%; height: 10px; background-color: #ffc107;"></div>	4	0	0
Contest Totals	97			82	15	0
Precincts Reporting	1 of 1					

REP REP COMM MAN Deerfield Township

Vote For 1

	TOTAL	VOTE %		Election Day	Absentee /Mail-in Ballots	Provisional
Write-In Totals	3	100.00%	<div style="width: 100%; height: 10px; background-color: #ffc107;"></div>	3	0	0
Not Assigned	3	100.00%	<div style="width: 100%; height: 10px; background-color: #ffc107;"></div>	3	0	0
Total Votes Cast	3	100.00%	<div style="width: 100%; height: 10px; background-color: #ffc107;"></div>	3	0	0
Contest Totals	83			71	12	0
Precincts Reporting	1 of 1					

REP REP COMM MAN Delmar Township N

Vote For 1

	TOTAL	VOTE %		Election Day	Absentee /Mail-in Ballots	Provisional
Marc Rice	150	97.40%	<div style="width: 97.4%; height: 10px; background-color: #ffc107;"></div>	123	27	0
Write-In Totals	4	2.60%	<div style="width: 2.6%; height: 10px; background-color: #6c757d;"></div>	3	1	0
Not Assigned	4	2.60%	<div style="width: 2.6%; height: 10px; background-color: #6c757d;"></div>	3	1	0
Total Votes Cast	154	100.00%	<div style="width: 100%; height: 10px; background-color: #ffc107;"></div>	126	28	0
Contest Totals	178			148	30	0
Precincts Reporting	1 of 1					

REP REP COMM MAN Delmar Township S

Vote For 1

	TOTAL	VOTE %		Election Day	Absentee /Mail-in Ballots	Provisional
Write-In Totals	2	100.00%	<div style="width: 100%; height: 10px; background-color: #ffc107;"></div>	2	0	0
Not Assigned	2	100.00%	<div style="width: 100%; height: 10px; background-color: #ffc107;"></div>	2	0	0
Total Votes Cast	2	100.00%	<div style="width: 100%; height: 10px; background-color: #ffc107;"></div>	2	0	0
Contest Totals	95			80	15	0
Precincts Reporting	1 of 1					

REP REP COMM MAN Duncan Township

Vote For 1

	TOTAL	VOTE %		Election Day	Absentee /Mail-in Ballots	Provisional
Write-In Totals	3	100.00%	<div style="width: 100%; height: 10px; background-color: #ffc107;"></div>	2	1	0
Not Assigned	3	100.00%	<div style="width: 100%; height: 10px; background-color: #ffc107;"></div>	2	1	0
Total Votes Cast	3	100.00%	<div style="width: 100%; height: 10px; background-color: #ffc107;"></div>	2	1	0
Contest Totals	24			15	9	0
Precincts Reporting	1 of 1					

Summary Results Report
 General Primary May 19 2026
 May 19, 2026

OFFICIAL RESULTS

Tioga County

REP REP COMM MAN Elk Township

Vote For 1

	TOTAL	VOTE %		Election Day	Absentee /Mail-in Ballots	Provisional
Write-In Totals	2	100.00%		2	0	0
Not Assigned	2	100.00%		2	0	0
Total Votes Cast	2	100.00%		2	0	0
Contest Totals	9			9	0	0
Precincts Reporting	1 of 1					

REP REP COMM MAN Farmington Township

Vote For 1

	TOTAL	VOTE %		Election Day	Absentee /Mail-in Ballots	Provisional
Write-In Totals	3	100.00%		1	2	0
Not Assigned	3	100.00%		1	2	0
Total Votes Cast	3	100.00%		1	2	0
Contest Totals	71			65	6	0
Precincts Reporting	1 of 1					

REP REP COMM MAN Gaines Township

Vote For 1

	TOTAL	VOTE %		Election Day	Absentee /Mail-in Ballots	Provisional
Write-In Totals	6	100.00%		5	1	0
Not Assigned	6	100.00%		5	1	0
Total Votes Cast	6	100.00%		5	1	0
Contest Totals	77			67	10	0
Precincts Reporting	1 of 1					

REP REP COMM MAN Hamilton Township

Vote For 1

	TOTAL	VOTE %		Election Day	Absentee /Mail-in Ballots	Provisional
Write-In Totals	0			0	0	0
Not Assigned	0			0	0	0
Total Votes Cast	0			0	0	0
Contest Totals	46			41	5	0
Precincts Reporting	1 of 1					

REP REP COMM MAN Jackson Township

Vote For 1

	TOTAL	VOTE %		Election Day	Absentee /Mail-in Ballots	Provisional
Write-In Totals	17	100.00%		14	3	0
Not Assigned	17	100.00%		14	3	0
Total Votes Cast	17	100.00%		14	3	0
Contest Totals	177			142	35	0
Precincts Reporting	1 of 1					

Summary Results Report
 General Primary May 19 2026
 May 19, 2026

OFFICIAL RESULTS

Tioga County

REP REP COMM MAN Lawrence Township

Vote For 1

	TOTAL	VOTE %		Election Day	Absentee /Mail-in Ballots	Provisional
Write-In Totals	1	100.00%	<div style="width: 100%; height: 10px; background-color: #ffc107;"></div>	1	0	0
Not Assigned	1	100.00%	<div style="width: 100%; height: 10px; background-color: #ffc107;"></div>	1	0	0
Total Votes Cast	1	100.00%	<div style="width: 100%; height: 10px; background-color: #ffc107;"></div>	1	0	0
Contest Totals	114			94	20	0
Precincts Reporting	1 of 1					

REP REP COMM MAN Liberty Township

Vote For 1

	TOTAL	VOTE %		Election Day	Absentee /Mail-in Ballots	Provisional
Donald O Norman	121	99.18%	<div style="width: 99.18%; height: 10px; background-color: #ffc107;"></div>	104	17	0
Write-In Totals	1	0.82%	<div style="width: 0.82%; height: 10px; background-color: #6c757d;"></div>	1	0	0
Not Assigned	1	0.82%	<div style="width: 0.82%; height: 10px; background-color: #6c757d;"></div>	1	0	0
Total Votes Cast	122	100.00%	<div style="width: 100%; height: 10px; background-color: #ffc107;"></div>	105	17	0
Contest Totals	129			109	20	0
Precincts Reporting	1 of 1					

REP REP COMM MAN Middlebury Township

Vote For 1

	TOTAL	VOTE %		Election Day	Absentee /Mail-in Ballots	Provisional
Write-In Totals	7	100.00%	<div style="width: 100%; height: 10px; background-color: #ffc107;"></div>	6	1	0
Not Assigned	7	100.00%	<div style="width: 100%; height: 10px; background-color: #ffc107;"></div>	6	1	0
Total Votes Cast	7	100.00%	<div style="width: 100%; height: 10px; background-color: #ffc107;"></div>	6	1	0
Contest Totals	169			146	23	0
Precincts Reporting	1 of 1					

REP REP COMM MAN Morris Township

Vote For 1

	TOTAL	VOTE %		Election Day	Absentee /Mail-in Ballots	Provisional
Write-In Totals	3	100.00%	<div style="width: 100%; height: 10px; background-color: #ffc107;"></div>	3	0	0
Not Assigned	3	100.00%	<div style="width: 100%; height: 10px; background-color: #ffc107;"></div>	3	0	0
Total Votes Cast	3	100.00%	<div style="width: 100%; height: 10px; background-color: #ffc107;"></div>	3	0	0
Contest Totals	71			63	8	0
Precincts Reporting	1 of 1					

REP REP COMM MAN Nelson Township

Vote For 1

	TOTAL	VOTE %		Election Day	Absentee /Mail-in Ballots	Provisional
Write-In Totals	1	100.00%	<div style="width: 100%; height: 10px; background-color: #ffc107;"></div>	1	0	0
Not Assigned	1	100.00%	<div style="width: 100%; height: 10px; background-color: #ffc107;"></div>	1	0	0
Total Votes Cast	1	100.00%	<div style="width: 100%; height: 10px; background-color: #ffc107;"></div>	1	0	0
Contest Totals	21			20	1	0
Precincts Reporting	1 of 1					

Summary Results Report
 General Primary May 19 2026
 May 19, 2026

OFFICIAL RESULTS

Tioga County

REP REP COMM MAN Osceola Township

Vote For 1

	TOTAL	VOTE %		Election Day	Absentee /Mail-in Ballots	Provisional
Write-In Totals	1	100.00%	<div style="width: 100%; height: 10px; background-color: #f0e68c;"></div>	1	0	0
Not Assigned	1	100.00%	<div style="width: 100%; height: 10px; background-color: #f0e68c;"></div>	1	0	0
Total Votes Cast	1	100.00%	<div style="width: 100%; height: 10px; background-color: #f0e68c;"></div>	1	0	0
Contest Totals	30			28	2	0
Precincts Reporting	1 of 1					

REP REP COMM MAN Putnam Township

Vote For 1

	TOTAL	VOTE %		Election Day	Absentee /Mail-in Ballots	Provisional
Write-In Totals	0			0	0	0
Not Assigned	0			0	0	0
Total Votes Cast	0			0	0	0
Contest Totals	35			34	1	0
Precincts Reporting	1 of 1					

REP REP COMM MAN Richmond Township

Vote For 1

	TOTAL	VOTE %		Election Day	Absentee /Mail-in Ballots	Provisional
Charles Caswell	202	99.02%	<div style="width: 99.02%; height: 10px; background-color: #f0e68c;"></div>	157	45	0
Write-In Totals	2	0.98%	<div style="width: 0.98%; height: 10px; background-color: #d3d3d3;"></div>	2	0	0
Not Assigned	2	0.98%	<div style="width: 0.98%; height: 10px; background-color: #d3d3d3;"></div>	2	0	0
Total Votes Cast	204	100.00%	<div style="width: 100%; height: 10px; background-color: #f0e68c;"></div>	159	45	0
Contest Totals	220			170	50	0
Precincts Reporting	1 of 1					

REP REP COMM MAN Rutland Township

Vote For 1

	TOTAL	VOTE %		Election Day	Absentee /Mail-in Ballots	Provisional
Write-In Totals	2	100.00%	<div style="width: 100%; height: 10px; background-color: #f0e68c;"></div>	2	0	0
Not Assigned	2	100.00%	<div style="width: 100%; height: 10px; background-color: #f0e68c;"></div>	2	0	0
Total Votes Cast	2	100.00%	<div style="width: 100%; height: 10px; background-color: #f0e68c;"></div>	2	0	0
Contest Totals	69			58	11	0
Precincts Reporting	1 of 1					

Summary Results Report
 General Primary May 19 2026
 May 19, 2026

OFFICIAL RESULTS

Tioga County

REP REP COMM MAN Shippen Township

Vote For 1

	TOTAL	VOTE %		Election Day	Absentee /Mail-in Ballots	Provisional
William V. West	37	100.00%	<div style="width: 100%; height: 10px; background-color: #ffc107;"></div>	31	6	0
Write-In Totals	0	0.00%	<div style="width: 0%; height: 10px; background-color: #6c757d;"></div>	0	0	0
Not Assigned	0	0.00%	<div style="width: 0%; height: 10px; background-color: #6c757d;"></div>	0	0	0
Total Votes Cast	37	100.00%	<div style="width: 100%; height: 10px; background-color: #ffc107;"></div>	31	6	0
Contest Totals	44			35	9	0
Precincts Reporting	1 of 1					

REP REP COMM MAN Sullivan Township

Vote For 1

	TOTAL	VOTE %		Election Day	Absentee /Mail-in Ballots	Provisional
Write-In Totals	3	100.00%	<div style="width: 100%; height: 10px; background-color: #ffc107;"></div>	1	2	0
Not Assigned	3	100.00%	<div style="width: 100%; height: 10px; background-color: #ffc107;"></div>	1	2	0
Total Votes Cast	3	100.00%	<div style="width: 100%; height: 10px; background-color: #ffc107;"></div>	1	2	0
Contest Totals	141			113	28	0
Precincts Reporting	1 of 1					

REP REP COMM MAN Tioga Township

Vote For 1

	TOTAL	VOTE %		Election Day	Absentee /Mail-in Ballots	Provisional
Write-In Totals	2	100.00%	<div style="width: 100%; height: 10px; background-color: #ffc107;"></div>	2	0	0
Not Assigned	2	100.00%	<div style="width: 100%; height: 10px; background-color: #ffc107;"></div>	2	0	0
Total Votes Cast	2	100.00%	<div style="width: 100%; height: 10px; background-color: #ffc107;"></div>	2	0	0
Contest Totals	73			63	10	0
Precincts Reporting	1 of 1					

REP REP COMM MAN Union Township

Vote For 1

	TOTAL	VOTE %		Election Day	Absentee /Mail-in Ballots	Provisional
Write-In Totals	3	100.00%	<div style="width: 100%; height: 10px; background-color: #ffc107;"></div>	1	2	0
Not Assigned	3	100.00%	<div style="width: 100%; height: 10px; background-color: #ffc107;"></div>	1	2	0
Total Votes Cast	3	100.00%	<div style="width: 100%; height: 10px; background-color: #ffc107;"></div>	1	2	0
Contest Totals	63			55	8	0
Precincts Reporting	1 of 1					

REP REP COMM MAN Ward Township

Vote For 1

	TOTAL	VOTE %		Election Day	Absentee /Mail-in Ballots	Provisional
Write-In Totals	8	100.00%	<div style="width: 100%; height: 10px; background-color: #ffc107;"></div>	8	0	0
Not Assigned	8	100.00%	<div style="width: 100%; height: 10px; background-color: #ffc107;"></div>	8	0	0
Total Votes Cast	8	100.00%	<div style="width: 100%; height: 10px; background-color: #ffc107;"></div>	8	0	0
Contest Totals	26			25	1	0
Precincts Reporting	1 of 1					

Summary Results Report
 General Primary May 19 2026
 May 19, 2026

OFFICIAL RESULTS

Tioga County

REP REP COMM MAN Westfield Township

Vote For 1

	TOTAL	VOTE %		Election Day	Absentee /Mail-in Ballots	Provisional
Paul Zelinka	69	98.57%	<div style="width: 98.57%;"></div>	61	8	0
Write-In Totals	1	1.43%	<div style="width: 1.43%;"></div>	1	0	0
Not Assigned	1	1.43%	<div style="width: 1.43%;"></div>	1	0	0
Total Votes Cast	70	100.00%	<div style="width: 100.00%;"></div>	62	8	0
Contest Totals	71			63	8	0
Precincts Reporting	1 of 1					

REP REP COMM WOMAN Blossburg Borough

Vote For 1

	TOTAL	VOTE %		Election Day	Absentee /Mail-in Ballots	Provisional
Write-In Totals	2	100.00%	<div style="width: 100.00%;"></div>	2	0	0
Not Assigned	2	100.00%	<div style="width: 100.00%;"></div>	2	0	0
Total Votes Cast	2	100.00%	<div style="width: 100.00%;"></div>	2	0	0
Contest Totals	93			76	17	0
Precincts Reporting	1 of 1					

REP REP COMM WOMAN Elkland Borough

Vote For 1

	TOTAL	VOTE %		Election Day	Absentee /Mail-in Ballots	Provisional
Write-In Totals	7	100.00%	<div style="width: 100.00%;"></div>	4	3	0
Not Assigned	7	100.00%	<div style="width: 100.00%;"></div>	4	3	0
Total Votes Cast	7	100.00%	<div style="width: 100.00%;"></div>	4	3	0
Contest Totals	93			67	26	0
Precincts Reporting	1 of 1					

REP REP COMM WOMAN Knoxville Borough

Vote For 1

	TOTAL	VOTE %		Election Day	Absentee /Mail-in Ballots	Provisional
Write-In Totals	0			0	0	0
Not Assigned	0			0	0	0
Total Votes Cast	0			0	0	0
Contest Totals	44			41	3	0
Precincts Reporting	1 of 1					

REP REP COMM WOMAN Lawrenceville Boro

Vote For 1

	TOTAL	VOTE %		Election Day	Absentee /Mail-in Ballots	Provisional
Write-In Totals	6	100.00%	<div style="width: 100.00%;"></div>	5	1	0
Not Assigned	6	100.00%	<div style="width: 100.00%;"></div>	5	1	0
Total Votes Cast	6	100.00%	<div style="width: 100.00%;"></div>	5	1	0
Contest Totals	41			39	2	0
Precincts Reporting	1 of 1					

Summary Results Report
 General Primary May 19 2026
 May 19, 2026

OFFICIAL RESULTS

Tioga County




REP REP COMM WOMAN Liberty Borough

Vote For 1

	TOTAL	VOTE %	Election Day	Absentee /Mail-in Ballots	Provisional
Write-In Totals	0		0	0	0
Not Assigned	0		0	0	0
Total Votes Cast	0		0	0	0
Contest Totals	38		35	3	0
Precincts Reporting	1 of 1				

REP REP COMM WOMAN Mansfield Borough

Vote For 1

	TOTAL	VOTE %	Election Day	Absentee /Mail-in Ballots	Provisional
Write-In Totals	5	100.00% 	5	0	0
Not Assigned	5	100.00% 	5	0	0
Total Votes Cast	5	100.00% 	5	0	0
Contest Totals	103		87	16	0
Precincts Reporting	1 of 1				

REP REP COMM WOMAN Roseville Borough

Vote For 1

	TOTAL	VOTE %	Election Day	Absentee /Mail-in Ballots	Provisional
Write-In Totals	0		0	0	0
Not Assigned	0		0	0	0
Total Votes Cast	0		0	0	0
Contest Totals	14		14	0	0
Precincts Reporting	1 of 1				




REP REP COMM WOMAN Tioga Borough

Vote For 1

	TOTAL	VOTE %	Election Day	Absentee /Mail-in Ballots	Provisional
Write-In Totals	0		0	0	0
Not Assigned	0		0	0	0
Total Votes Cast	0		0	0	0
Contest Totals	31		22	9	0
Precincts Reporting	1 of 1				

REP REP COMM WOMAN Wellsboro Ward 1

Vote For 1

	TOTAL	VOTE %	Election Day	Absentee /Mail-in Ballots	Provisional
Write-In Totals	6	100.00% 	3	3	0
Not Assigned	6	100.00% 	3	3	0
Total Votes Cast	6	100.00% 	3	3	0
Contest Totals	136		106	30	0
Precincts Reporting	1 of 1				

Summary Results Report
 General Primary May 19 2026
 May 19, 2026

REP REP COMM WOMAN Wellsboro Ward 2

Vote For 1

	TOTAL	VOTE %		Election Day	Absentee /Mail-in Ballots	Provisional
Write-In Totals	4	100.00%	<div style="width: 100%;"></div>	3	1	0
Not Assigned	4	100.00%	<div style="width: 100%;"></div>	3	1	0
Total Votes Cast	4	100.00%	<div style="width: 100%;"></div>	3	1	0
Contest Totals	165			126	39	0
Precincts Reporting	1 of 1					

REP REP COMM WOMAN Westfield Borough

Vote For 1

	TOTAL	VOTE %		Election Day	Absentee /Mail-in Ballots	Provisional
Write-In Totals	0			0	0	0
Not Assigned	0			0	0	0
Total Votes Cast	0			0	0	0
Contest Totals	46			40	6	0
Precincts Reporting	1 of 1					

REP REP COMM WOMAN Bloss Township

Vote For 1

	TOTAL	VOTE %		Election Day	Absentee /Mail-in Ballots	Provisional
Write-In Totals	0			0	0	0
Not Assigned	0			0	0	0
Total Votes Cast	0			0	0	0
Contest Totals	25			23	2	0
Precincts Reporting	1 of 1					

REP REP COMM WOMAN Brookfield township

Vote For 1

	TOTAL	VOTE %		Election Day	Absentee /Mail-in Ballots	Provisional
Write-In Totals	1	100.00%	<div style="width: 100%;"></div>	0	1	0
Not Assigned	1	100.00%	<div style="width: 100%;"></div>	0	1	0
Total Votes Cast	1	100.00%	<div style="width: 100%;"></div>	0	1	0
Contest Totals	51			45	6	0
Precincts Reporting	1 of 1					

REP REP COMM WOMAN Charleston Township

Vote For 1

	TOTAL	VOTE %		Election Day	Absentee /Mail-in Ballots	Provisional
Pamela J. English	327	98.49%	<div style="width: 98.49%;"></div>	245	82	0
Write-In Totals	5	1.51%	<div style="width: 1.51%;"></div>	2	3	0
Not Assigned	5	1.51%	<div style="width: 1.51%;"></div>	2	3	0
Total Votes Cast	332	100.00%	<div style="width: 100%;"></div>	247	85	0
Contest Totals	346			257	89	0
Precincts Reporting	1 of 1					

Summary Results Report
 General Primary May 19 2026
 May 19, 2026

OFFICIAL RESULTS

Tioga County

REP REP COMM WOMAN Chatham Township

Vote For 1

	TOTAL	VOTE %		Election Day	Absentee /Mail-in Ballots	Provisional
JoAnne Slomian	66	100.00%	<div style="width: 100%; height: 10px; background-color: #f0e68c;"></div>	59	7	0
Write-In Totals	0	0.00%	<div style="width: 0%; height: 10px; background-color: #d3d3d3;"></div>	0	0	0
Not Assigned	0	0.00%	<div style="width: 0%; height: 10px; background-color: #d3d3d3;"></div>	0	0	0
Total Votes Cast	66	100.00%	<div style="width: 100%; height: 10px; background-color: #f0e68c;"></div>	59	7	0
Contest Totals	75			66	9	0
Precincts Reporting	1 of 1					

REP REP COMM WOMAN Clymer Township

Vote For 1

	TOTAL	VOTE %		Election Day	Absentee /Mail-in Ballots	Provisional
Margaret Carol Druck	44	100.00%	<div style="width: 100%; height: 10px; background-color: #f0e68c;"></div>	42	2	0
Write-In Totals	0	0.00%	<div style="width: 0%; height: 10px; background-color: #d3d3d3;"></div>	0	0	0
Not Assigned	0	0.00%	<div style="width: 0%; height: 10px; background-color: #d3d3d3;"></div>	0	0	0
Total Votes Cast	44	100.00%	<div style="width: 100%; height: 10px; background-color: #f0e68c;"></div>	42	2	0
Contest Totals	53			49	4	0
Precincts Reporting	1 of 1					

REP REP COMM WOMAN Covington Township

Vote For 1

	TOTAL	VOTE %		Election Day	Absentee /Mail-in Ballots	Provisional
Write-In Totals	4	100.00%	<div style="width: 100%; height: 10px; background-color: #f0e68c;"></div>	4	0	0
Not Assigned	4	100.00%	<div style="width: 100%; height: 10px; background-color: #f0e68c;"></div>	4	0	0
Total Votes Cast	4	100.00%	<div style="width: 100%; height: 10px; background-color: #f0e68c;"></div>	4	0	0
Contest Totals	97			82	15	0
Precincts Reporting	1 of 1					

REP REP COMM WOMAN Deerfield Township

Vote For 1

	TOTAL	VOTE %		Election Day	Absentee /Mail-in Ballots	Provisional
Write-In Totals	2	100.00%	<div style="width: 100%; height: 10px; background-color: #f0e68c;"></div>	1	1	0
Not Assigned	2	100.00%	<div style="width: 100%; height: 10px; background-color: #f0e68c;"></div>	1	1	0
Total Votes Cast	2	100.00%	<div style="width: 100%; height: 10px; background-color: #f0e68c;"></div>	1	1	0
Contest Totals	83			71	12	0
Precincts Reporting	1 of 1					

Summary Results Report
 General Primary May 19 2026
 May 19, 2026

OFFICIAL RESULTS

Tioga County

REP REP COMM WOMAN Delmar Township N

Vote For 1

	TOTAL	VOTE %		Election Day	Absentee /Mail-in Ballots	Provisional
Chelsie Martin	157	98.12%	<div style="width: 98.12%;"></div>	131	26	0
Write-In Totals	3	1.88%	<div style="width: 1.88%;"></div>	2	1	0
Not Assigned	3	1.88%	<div style="width: 1.88%;"></div>	2	1	0
Total Votes Cast	160	100.00%	<div style="width: 100.00%;"></div>	133	27	0
Contest Totals	178			148	30	0
Precincts Reporting	1 of 1					

REP REP COMM WOMAN Delmar Township S

Vote For 1

	TOTAL	VOTE %		Election Day	Absentee /Mail-in Ballots	Provisional
Write-In Totals	3	100.00%	<div style="width: 100.00%;"></div>	3	0	0
Not Assigned	3	100.00%	<div style="width: 100.00%;"></div>	3	0	0
Total Votes Cast	3	100.00%	<div style="width: 100.00%;"></div>	3	0	0
Contest Totals	95			80	15	0
Precincts Reporting	1 of 1					

REP REP COMM WOMAN Duncan Township

Vote For 1

	TOTAL	VOTE %		Election Day	Absentee /Mail-in Ballots	Provisional
Write-In Totals	1	100.00%	<div style="width: 100.00%;"></div>	0	1	0
Not Assigned	1	100.00%	<div style="width: 100.00%;"></div>	0	1	0
Total Votes Cast	1	100.00%	<div style="width: 100.00%;"></div>	0	1	0
Contest Totals	24			15	9	0
Precincts Reporting	1 of 1					

REP REP COMM WOMAN Elk Township

Vote For 1

	TOTAL	VOTE %		Election Day	Absentee /Mail-in Ballots	Provisional
Write-In Totals	2	100.00%	<div style="width: 100.00%;"></div>	2	0	0
Not Assigned	2	100.00%	<div style="width: 100.00%;"></div>	2	0	0
Total Votes Cast	2	100.00%	<div style="width: 100.00%;"></div>	2	0	0
Contest Totals	9			9	0	0
Precincts Reporting	1 of 1					

REP REP COMM WOMAN Farmington Township

Vote For 1

	TOTAL	VOTE %		Election Day	Absentee /Mail-in Ballots	Provisional
Write-In Totals	3	100.00%	<div style="width: 100.00%;"></div>	1	2	0
Not Assigned	3	100.00%	<div style="width: 100.00%;"></div>	1	2	0
Total Votes Cast	3	100.00%	<div style="width: 100.00%;"></div>	1	2	0
Contest Totals	71			65	6	0
Precincts Reporting	1 of 1					

Summary Results Report
 General Primary May 19 2026
 May 19, 2026

OFFICIAL RESULTS

Tioga County

REP REP COMM WOMAN Gaines Township

Vote For 1

	TOTAL	VOTE %		Election Day	Absentee /Mail-in Ballots	Provisional
Sandra L. Stevens	70	100.00%	<div style="width: 100%; height: 10px; background-color: #f0e68c;"></div>	62	8	0
Write-In Totals	0	0.00%	<div style="width: 0%; height: 10px; background-color: #d3d3d3;"></div>	0	0	0
Not Assigned	0	0.00%	<div style="width: 0%; height: 10px; background-color: #d3d3d3;"></div>	0	0	0
Total Votes Cast	70	100.00%	<div style="width: 100%; height: 10px; background-color: #f0e68c;"></div>	62	8	0
Contest Totals	77			67	10	0
Precincts Reporting	1 of 1					

REP REP COMM WOMAN Hamilton Township

Vote For 1

	TOTAL	VOTE %		Election Day	Absentee /Mail-in Ballots	Provisional
Write-In Totals	0		<div style="width: 0%; height: 10px; background-color: #d3d3d3;"></div>	0	0	0
Not Assigned	0		<div style="width: 0%; height: 10px; background-color: #d3d3d3;"></div>	0	0	0
Total Votes Cast	0		<div style="width: 0%; height: 10px; background-color: #d3d3d3;"></div>	0	0	0
Contest Totals	46			41	5	0
Precincts Reporting	1 of 1					

REP REP COMM WOMAN Jackson Township

Vote For 1

	TOTAL	VOTE %		Election Day	Absentee /Mail-in Ballots	Provisional
Write-In Totals	9	100.00%	<div style="width: 100%; height: 10px; background-color: #f0e68c;"></div>	8	1	0
Not Assigned	9	100.00%	<div style="width: 100%; height: 10px; background-color: #f0e68c;"></div>	8	1	0
Total Votes Cast	9	100.00%	<div style="width: 100%; height: 10px; background-color: #f0e68c;"></div>	8	1	0
Contest Totals	177			142	35	0
Precincts Reporting	1 of 1					

REP REP COMM WOMAN Lawrence Township

Vote For 1

	TOTAL	VOTE %		Election Day	Absentee /Mail-in Ballots	Provisional
Write-In Totals	0		<div style="width: 0%; height: 10px; background-color: #d3d3d3;"></div>	0	0	0
Not Assigned	0		<div style="width: 0%; height: 10px; background-color: #d3d3d3;"></div>	0	0	0
Total Votes Cast	0		<div style="width: 0%; height: 10px; background-color: #d3d3d3;"></div>	0	0	0
Contest Totals	114			94	20	0
Precincts Reporting	1 of 1					

REP REP COMM WOMAN Liberty Township

Vote For 1

	TOTAL	VOTE %		Election Day	Absentee /Mail-in Ballots	Provisional
Write-In Totals	6	100.00%	<div style="width: 100%; height: 10px; background-color: #f0e68c;"></div>	6	0	0
Not Assigned	6	100.00%	<div style="width: 100%; height: 10px; background-color: #f0e68c;"></div>	6	0	0
Total Votes Cast	6	100.00%	<div style="width: 100%; height: 10px; background-color: #f0e68c;"></div>	6	0	0
Contest Totals	129			109	20	0
Precincts Reporting	1 of 1					

Summary Results Report
 General Primary May 19 2026
 May 19, 2026

OFFICIAL RESULTS

Tioga County

REP REP COMM WOMAN Middlebury Township

Vote For 1

	TOTAL	VOTE %		Election Day	Absentee /Mail-in Ballots	Provisional
Joy Childs	149	98.03%	<div style="width: 98.03%;"></div>	129	20	0
Write-In Totals	3	1.97%	<div style="width: 1.97%;"></div>	3	0	0
Not Assigned	3	1.97%	<div style="width: 1.97%;"></div>	3	0	0
Total Votes Cast	152	100.00%	<div style="width: 100.00%;"></div>	132	20	0
Contest Totals	169			146	23	0
Precincts Reporting	1 of 1					

REP REP COMM WOMAN Morris Township

Vote For 1

	TOTAL	VOTE %		Election Day	Absentee /Mail-in Ballots	Provisional
Lauren Owlett	68	100.00%	<div style="width: 100.00%;"></div>	60	8	0
Write-In Totals	0	0.00%	<div style="width: 0.00%;"></div>	0	0	0
Not Assigned	0	0.00%	<div style="width: 0.00%;"></div>	0	0	0
Total Votes Cast	68	100.00%	<div style="width: 100.00%;"></div>	60	8	0
Contest Totals	71			63	8	0
Precincts Reporting	1 of 1					

REP REP COMM WOMAN Nelson Township

Vote For 1

	TOTAL	VOTE %		Election Day	Absentee /Mail-in Ballots	Provisional
Write-In Totals	1	100.00%	<div style="width: 100.00%;"></div>	1	0	0
Not Assigned	1	100.00%	<div style="width: 100.00%;"></div>	1	0	0
Total Votes Cast	1	100.00%	<div style="width: 100.00%;"></div>	1	0	0
Contest Totals	21			20	1	0
Precincts Reporting	1 of 1					

REP REP COMM WOMAN Osceola Township

Vote For 1

	TOTAL	VOTE %		Election Day	Absentee /Mail-in Ballots	Provisional
Write-In Totals	0			0	0	0
Not Assigned	0			0	0	0
Total Votes Cast	0			0	0	0
Contest Totals	30			28	2	0
Precincts Reporting	1 of 1					

Summary Results Report
 General Primary May 19 2026
 May 19, 2026

OFFICIAL RESULTS

Tioga County





REP REP COMM WOMAN Putnam Township

Vote For 1

	TOTAL	VOTE %	Election Day	Absentee /Mail-in Ballots	Provisional
Write-In Totals	0		0	0	0
Not Assigned	0		0	0	0
Total Votes Cast	0		0	0	0
Contest Totals	35		34	1	0
Precincts Reporting	1 of 1				




REP REP COMM WOMAN Richmond Township

Vote For 1

	TOTAL	VOTE %	Election Day	Absentee /Mail-in Ballots	Provisional
Vanessa A. Caswell	198	99.50% 	154	44	0
Write-In Totals	1	0.50% 	1	0	0
Not Assigned	1	0.50% 	1	0	0
Total Votes Cast	199	100.00% 	155	44	0
Contest Totals	220		170	50	0
Precincts Reporting	1 of 1				




REP REP COMM WOMAN Rutland Township

Vote For 1

	TOTAL	VOTE %	Election Day	Absentee /Mail-in Ballots	Provisional
Write-In Totals	2	100.00% 	2	0	0
Not Assigned	2	100.00% 	2	0	0
Total Votes Cast	2	100.00% 	2	0	0
Contest Totals	69		58	11	0
Precincts Reporting	1 of 1				




REP REP COMM WOMAN Shippen Township

Vote For 1

	TOTAL	VOTE %	Election Day	Absentee /Mail-in Ballots	Provisional
Write-In Totals	2	100.00% 	1	1	0
Not Assigned	2	100.00% 	1	1	0
Total Votes Cast	2	100.00% 	1	1	0
Contest Totals	44		35	9	0
Precincts Reporting	1 of 1				

REP REP COMM WOMAN Sullivan Township




Vote For 1

	TOTAL	VOTE %	Election Day	Absentee /Mail-in Ballots	Provisional
Write-In Totals	3	100.00% 	1	2	0
Not Assigned	3	100.00% 	1	2	0
Total Votes Cast	3	100.00% 	1	2	0
Contest Totals	141		113	28	0
Precincts Reporting	1 of 1				

Summary Results Report
 General Primary May 19 2026
 May 19, 2026




REP REP COMM WOMAN Tioga Township

Vote For 1

	TOTAL	VOTE %		Election Day	Absentee /Mail-in Ballots	Provisional
Write-In Totals	2	100.00%		2	0	0
Not Assigned	2	100.00%		2	0	0
Total Votes Cast	2	100.00%		2	0	0
Contest Totals	73			63	10	0
Precincts Reporting	1 of 1					




REP REP COMM WOMAN Union Township

Vote For 1

	TOTAL	VOTE %		Election Day	Absentee /Mail-in Ballots	Provisional
Write-In Totals	1	100.00%		0	1	0
Not Assigned	1	100.00%		0	1	0
Total Votes Cast	1	100.00%		0	1	0
Contest Totals	63			55	8	0
Precincts Reporting	1 of 1					




REP REP COMM WOMAN Ward Township

Vote For 1

	TOTAL	VOTE %		Election Day	Absentee /Mail-in Ballots	Provisional
Write-In Totals	8	100.00%		8	0	0
Not Assigned	8	100.00%		8	0	0
Total Votes Cast	8	100.00%		8	0	0
Contest Totals	26			25	1	0
Precincts Reporting	1 of 1					

REP REP COMM WOMAN Westfield Township

Vote For 1

	TOTAL	VOTE %		Election Day	Absentee /Mail-in Ballots	Provisional
Write-In Totals	8	100.00%		8	0	0
Not Assigned	8	100.00%		8	0	0
Total Votes Cast	8	100.00%		8	0	0
Contest Totals	71			63	8	0
Precincts Reporting	1 of 1					

Bloss Township

Statistics

	TOTAL	Election Day	Absentee /Mail-in Ballots	Provisional
Registered Voters - Total	242			
Registered Voters - Democratic	49			
Registered Voters - Republican	173			
Registered Voters - Nonpartisan	20			
Ballots Cast - Total	35	29	6	0
Ballots Cast - Democratic	10	6	4	0
Ballots Cast - Republican	25	23	2	0
Ballots Cast - Nonpartisan	0	0	0	0
Ballots Cast - Blank	0	0	0	0
Voter Turnout - Total	14.46%			
Voter Turnout - Democratic	20.41%			
Voter Turnout - Republican	14.45%			
Voter Turnout - Nonpartisan	0.00%			

DEM GOVERNOR

Vote For 1

	TOTAL	VOTE %		Election Day	Absentee /Mail-in Ballots	Provisional
Josh Shapiro	10	100.00%	<div style="width: 100%; height: 10px; background-color: #ffc107;"></div>	6	4	0
Write-In Totals	0	0.00%	<div style="width: 0%; height: 10px; background-color: #6c757d;"></div>	0	0	0
Write-In: Katie Muth	0	0.00%	<div style="width: 0%; height: 10px; background-color: #6c757d;"></div>	0	0	0
Write-In: Stacey Garrity	0	0.00%	<div style="width: 0%; height: 10px; background-color: #6c757d;"></div>	0	0	0
Not Assigned	0	0.00%	<div style="width: 0%; height: 10px; background-color: #6c757d;"></div>	0	0	0
Total Votes Cast	10	100.00%	<div style="width: 100%; height: 10px; background-color: #ffc107;"></div>	6	4	0
Contest Totals	10			6	4	0

DEM LIEUTENANT GOVERNOR

Vote For 1

	TOTAL	VOTE %		Election Day	Absentee /Mail-in Ballots	Provisional
Austin Davis	10	100.00%	<div style="width: 100%; height: 10px; background-color: #ffc107;"></div>	6	4	0
Write-In Totals	0	0.00%	<div style="width: 0%; height: 10px; background-color: #6c757d;"></div>	0	0	0
Write-In: Jason Richey	0	0.00%	<div style="width: 0%; height: 10px; background-color: #6c757d;"></div>	0	0	0
Not Assigned	0	0.00%	<div style="width: 0%; height: 10px; background-color: #6c757d;"></div>	0	0	0
Total Votes Cast	10	100.00%	<div style="width: 100%; height: 10px; background-color: #ffc107;"></div>	6	4	0
Contest Totals	10			6	4	0

Bloss Township

DEM REP IN CONGRESS 15TH DIS

Vote For 1

	TOTAL	VOTE %		Election Day	Absentee /Mail-in Ballots	Provisional
Ray Bilger	10	100.00%	<div style="width: 100%; height: 10px; background-color: #ffc107;"></div>	6	4	0
Write-In Totals	0	0.00%	<div style="width: 0%; height: 10px; background-color: #6c757d;"></div>	0	0	0
Write-In: Glenn GT Thompson	0	0.00%	<div style="width: 0%; height: 10px; background-color: #6c757d;"></div>	0	0	0
Not Assigned	0	0.00%	<div style="width: 0%; height: 10px; background-color: #6c757d;"></div>	0	0	0
Total Votes Cast	10	100.00%	<div style="width: 100%; height: 10px; background-color: #ffc107;"></div>	6	4	0
Contest Totals	10			6	4	0

DEM REP IN THE GEN ASSEM 68TH DIS

Vote For 1

	TOTAL	VOTE %		Election Day	Absentee /Mail-in Ballots	Provisional
Quentin Gee	10	100.00%	<div style="width: 100%; height: 10px; background-color: #ffc107;"></div>	6	4	0
Write-In Totals	0	0.00%	<div style="width: 0%; height: 10px; background-color: #6c757d;"></div>	0	0	0
Write-In: Clint Owlett	0	0.00%	<div style="width: 0%; height: 10px; background-color: #6c757d;"></div>	0	0	0
Not Assigned	0	0.00%	<div style="width: 0%; height: 10px; background-color: #6c757d;"></div>	0	0	0
Total Votes Cast	10	100.00%	<div style="width: 100%; height: 10px; background-color: #ffc107;"></div>	6	4	0
Contest Totals	10			6	4	0

DEM MEMBER DEM STATE COMM 59TH DIST

Vote For 1

	TOTAL	VOTE %		Election Day	Absentee /Mail-in Ballots	Provisional
Write-In Totals	1	100.00%	<div style="width: 100%; height: 10px; background-color: #ffc107;"></div>	0	1	0
Write-In: Brynn Hammarstrom	0	0.00%	<div style="width: 0%; height: 10px; background-color: #6c757d;"></div>	0	0	0
Write-In: Lisa Gephart	0	0.00%	<div style="width: 0%; height: 10px; background-color: #6c757d;"></div>	0	0	0
Write-In: Jordan Omlar	0	0.00%	<div style="width: 0%; height: 10px; background-color: #6c757d;"></div>	0	0	0
Not Assigned	1	100.00%	<div style="width: 100%; height: 10px; background-color: #ffc107;"></div>	0	1	0
Total Votes Cast	1	100.00%	<div style="width: 100%; height: 10px; background-color: #ffc107;"></div>	0	1	0
Contest Totals	10			6	4	0

DEM DEM COMM Bloss Township

Vote For 2

	TOTAL	VOTE %		Election Day	Absentee /Mail-in Ballots	Provisional
Write-In Totals	0			0	0	0
Not Assigned	0			0	0	0
Total Votes Cast	0			0	0	0
Contest Totals	20			12	8	0

Bloss Township

REP GOVERNOR

Vote For 1

	TOTAL	VOTE %	Election Day	Absentee /Mail-in Ballots	Provisional
Stacy Garrity	21	100.00%	19	2	0
Write-In Totals	0	0.00%	0	0	0
Write-In: Josh Shapiro	0	0.00%	0	0	0
Write-In: Katie Muth	0	0.00%	0	0	0
Write-In: Doug Mastriano	0	0.00%	0	0	0
Not Assigned	0	0.00%	0	0	0
Total Votes Cast	21	100.00%	19	2	0
Contest Totals	25		23	2	0

REP LIEUTENANT GOVERNOR

Vote For 1

	TOTAL	VOTE %	Election Day	Absentee /Mail-in Ballots	Provisional
John Ventre	5	27.78%	4	1	0
Jason Richey	13	72.22%	12	1	0
Write-In Totals	0	0.00%	0	0	0
Write-In: Austin Davis	0	0.00%	0	0	0
Not Assigned	0	0.00%	0	0	0
Total Votes Cast	18	100.00%	16	2	0
Contest Totals	25		23	2	0

REP REP IN CONGRESS 15TH DIS

Vote For 1

	TOTAL	VOTE %	Election Day	Absentee /Mail-in Ballots	Provisional
Glenn GT Thompson	20	100.00%	18	2	0
Write-In Totals	0	0.00%	0	0	0
Write-In: Ray Bilger	0	0.00%	0	0	0
Not Assigned	0	0.00%	0	0	0
Total Votes Cast	20	100.00%	18	2	0
Contest Totals	25		23	2	0

REP REP IN THE GEN ASSEM 68TH DIS

Vote For 1

	TOTAL	VOTE %	Election Day	Absentee /Mail-in Ballots	Provisional
Clint Owlett	23	100.00%	21	2	0
Write-In Totals	0	0.00%	0	0	0
Write-In: Quentin Gee	0	0.00%	0	0	0
Not Assigned	0	0.00%	0	0	0
Total Votes Cast	23	100.00%	21	2	0
Contest Totals	25		23	2	0

Bloss Township

REP MEMBER OF THE REPUBLICAN STATE COMMITTEE

Vote For 2

	TOTAL	VOTE %		Election Day	Absentee /Mail-in Ballots	Provisional
Lauren Owlett	19	70.37%	<div style="width: 70.37%;"><div style="width: 70.37%;"></div></div>	17	2	0
Gary Wilson	8	29.63%	<div style="width: 29.63%;"><div style="width: 29.63%;"></div></div>	7	1	0
Write-In Totals	0	0.00%	<div style="width: 0.00%;"><div style="width: 0.00%;"></div></div>	0	0	0
Not Assigned	0	0.00%	<div style="width: 0.00%;"><div style="width: 0.00%;"></div></div>	0	0	0
Total Votes Cast	27	100.00%	<div style="width: 100.00%;"><div style="width: 100.00%;"></div></div>	24	3	0
Contest Totals	50			46	4	0

REP REP COMM MAN Bloss Township

Vote For 1

	TOTAL	VOTE %		Election Day	Absentee /Mail-in Ballots	Provisional
Write-In Totals	1	100.00%	<div style="width: 100.00%;"><div style="width: 100.00%;"></div></div>	1	0	0
Not Assigned	1	100.00%	<div style="width: 100.00%;"><div style="width: 100.00%;"></div></div>	1	0	0
Total Votes Cast	1	100.00%	<div style="width: 100.00%;"><div style="width: 100.00%;"></div></div>	1	0	0
Contest Totals	25			23	2	0

REP REP COMM WOMAN Bloss Township

Vote For 1

	TOTAL	VOTE %		Election Day	Absentee /Mail-in Ballots	Provisional
Write-In Totals	0			0	0	0
Not Assigned	0			0	0	0
Total Votes Cast	0			0	0	0
Contest Totals	25			23	2	0

Blossburg Borough

Statistics

	TOTAL	Election Day	Absentee /Mail-in Ballots	Provisional
Registered Voters - Total	993			
Registered Voters - Democratic	221			
Registered Voters - Republican	626			
Registered Voters - Nonpartisan	146			
Ballots Cast - Total	144	112	32	0
Ballots Cast - Democratic	51	36	15	0
Ballots Cast - Republican	93	76	17	0
Ballots Cast - Nonpartisan	0	0	0	0
Ballots Cast - Blank	0	0	0	0
Voter Turnout - Total	14.50%			
Voter Turnout - Democratic	23.08%			
Voter Turnout - Republican	14.86%			
Voter Turnout - Nonpartisan	0.00%			

DEM GOVERNOR

Vote For 1

	TOTAL	VOTE %		Election Day	Absentee /Mail-in Ballots	Provisional
Josh Shapiro	48	96.00%	<div style="width: 96%; background-color: #f0e68c;"></div>	34	14	0
Write-In Totals	2	4.00%	<div style="width: 4%; background-color: #cccccc;"></div>	2	0	0
Write-In: Katie Muth	1	2.00%	<div style="width: 2%; background-color: #cccccc;"></div>	1	0	0
Write-In: Stacey Garrity	1	2.00%	<div style="width: 2%; background-color: #cccccc;"></div>	1	0	0
Not Assigned	0	0.00%	<div style="width: 0%; background-color: #cccccc;"></div>	0	0	0
Total Votes Cast	50	100.00%	<div style="width: 100%; background-color: #f0e68c;"></div>	36	14	0
Contest Totals	51			36	15	0

DEM LIEUTENANT GOVERNOR

Vote For 1

	TOTAL	VOTE %		Election Day	Absentee /Mail-in Ballots	Provisional
Austin Davis	48	100.00%	<div style="width: 100%; background-color: #f0e68c;"></div>	33	15	0
Write-In Totals	0	0.00%	<div style="width: 0%; background-color: #cccccc;"></div>	0	0	0
Write-In: Jason Richey	0	0.00%	<div style="width: 0%; background-color: #cccccc;"></div>	0	0	0
Not Assigned	0	0.00%	<div style="width: 0%; background-color: #cccccc;"></div>	0	0	0
Total Votes Cast	48	100.00%	<div style="width: 100%; background-color: #f0e68c;"></div>	33	15	0
Contest Totals	51			36	15	0

Blossburg Borough

DEM REP IN CONGRESS 15TH DIS

Vote For 1

	TOTAL	VOTE %	Election Day	Absentee /Mail-in Ballots	Provisional
Ray Bilger	46	95.83%	31	15	0
Write-In Totals	2	4.17%	2	0	0
Write-In: Glenn GT Thompson	2	4.17%	2	0	0
Not Assigned	0	0.00%	0	0	0
Total Votes Cast	48	100.00%	33	15	0
Contest Totals	51		36	15	0

DEM REP IN THE GEN ASSEM 68TH DIS

Vote For 1

	TOTAL	VOTE %	Election Day	Absentee /Mail-in Ballots	Provisional
Quentin Gee	48	96.00%	33	15	0
Write-In Totals	2	4.00%	2	0	0
Write-In: Clint Owlett	2	4.00%	2	0	0
Not Assigned	0	0.00%	0	0	0
Total Votes Cast	50	100.00%	35	15	0
Contest Totals	51		36	15	0

DEM MEMBER DEM STATE COMM 59TH DIST

Vote For 1

	TOTAL	VOTE %	Election Day	Absentee /Mail-in Ballots	Provisional
Write-In Totals	6	100.00%	6	0	0
Write-In: Brynn Hammarstrom	1	16.67%	1	0	0
Write-In: Lisa Gephart	1	16.67%	1	0	0
Write-In: Jordan Omlar	0	0.00%	0	0	0
Not Assigned	4	66.67%	4	0	0
Total Votes Cast	6	100.00%	6	0	0
Contest Totals	51		36	15	0

DEM DEM COMM Blossburg Borough

Vote For 2

	TOTAL	VOTE %	Election Day	Absentee /Mail-in Ballots	Provisional
Write-In Totals	7	100.00%	5	2	0
Not Assigned	7	100.00%	5	2	0
Total Votes Cast	7	100.00%	5	2	0
Contest Totals	102		72	30	0

Blossburg Borough

REP GOVERNOR

Vote For 1

	TOTAL	VOTE %		Election Day	Absentee /Mail-in Ballots	Provisional
Stacy Garrity	86	96.63%	<div style="width: 96.63%; background-color: #f0e68c;"></div>	70	16	0
Write-In Totals	3	3.37%	<div style="width: 3.37%; background-color: #d3d3d3;"></div>	3	0	0
Write-In: Doug Mastriano	2	2.25%	<div style="width: 2.25%; background-color: #d3d3d3;"></div>	2	0	0
Write-In: Katie Muth	1	1.12%	<div style="width: 1.12%; background-color: #d3d3d3;"></div>	1	0	0
Write-In: Josh Shapiro	0	0.00%	<div style="width: 0.00%; background-color: #d3d3d3;"></div>	0	0	0
Not Assigned	0	0.00%	<div style="width: 0.00%; background-color: #d3d3d3;"></div>	0	0	0
Total Votes Cast	89	100.00%	<div style="width: 100.00%; background-color: #f0e68c;"></div>	73	16	0
Contest Totals	93			76	17	0

REP LIEUTENANT GOVERNOR

Vote For 1

	TOTAL	VOTE %		Election Day	Absentee /Mail-in Ballots	Provisional
John Ventre	24	30.00%	<div style="width: 30.00%; background-color: #f0e68c;"></div>	20	4	0
Jason Richey	56	70.00%	<div style="width: 70.00%; background-color: #f0e68c;"></div>	47	9	0
Write-In Totals	0	0.00%	<div style="width: 0.00%; background-color: #d3d3d3;"></div>	0	0	0
Write-In: Austin Davis	0	0.00%	<div style="width: 0.00%; background-color: #d3d3d3;"></div>	0	0	0
Not Assigned	0	0.00%	<div style="width: 0.00%; background-color: #d3d3d3;"></div>	0	0	0
Total Votes Cast	80	100.00%	<div style="width: 100.00%; background-color: #f0e68c;"></div>	67	13	0
Contest Totals	93			76	17	0

REP REP IN CONGRESS 15TH DIS

Vote For 1

	TOTAL	VOTE %		Election Day	Absentee /Mail-in Ballots	Provisional
Glenn GT Thompson	85	98.84%	<div style="width: 98.84%; background-color: #f0e68c;"></div>	69	16	0
Write-In Totals	1	1.16%	<div style="width: 1.16%; background-color: #d3d3d3;"></div>	1	0	0
Write-In: Ray Bilger	0	0.00%	<div style="width: 0.00%; background-color: #d3d3d3;"></div>	0	0	0
Not Assigned	1	1.16%	<div style="width: 1.16%; background-color: #d3d3d3;"></div>	1	0	0
Total Votes Cast	86	100.00%	<div style="width: 100.00%; background-color: #f0e68c;"></div>	70	16	0
Contest Totals	93			76	17	0

REP REP IN THE GEN ASSEM 68TH DIS

Vote For 1

	TOTAL	VOTE %		Election Day	Absentee /Mail-in Ballots	Provisional
Clint Owlett	86	97.73%	<div style="width: 97.73%; background-color: #f0e68c;"></div>	69	17	0
Write-In Totals	2	2.27%	<div style="width: 2.27%; background-color: #d3d3d3;"></div>	2	0	0
Write-In: Quentin Gee	2	2.27%	<div style="width: 2.27%; background-color: #d3d3d3;"></div>	2	0	0
Not Assigned	0	0.00%	<div style="width: 0.00%; background-color: #d3d3d3;"></div>	0	0	0
Total Votes Cast	88	100.00%	<div style="width: 100.00%; background-color: #f0e68c;"></div>	71	17	0
Contest Totals	93			76	17	0

Blossburg Borough

REP MEMBER OF THE REPUBLICAN STATE COMMITTEE

Vote For 2

	TOTAL	VOTE %		Election Day	Absentee /Mail-in Ballots	Provisional
Lauren Owlett	75	50.34%	<div style="width: 50.34%; background-color: #f0e68c;"></div>	61	14	0
Gary Wilson	74	49.66%	<div style="width: 49.66%; background-color: #f0e68c;"></div>	59	15	0
Write-In Totals	0	0.00%	<div style="width: 0.00%; background-color: #f0e68c;"></div>	0	0	0
Not Assigned	0	0.00%	<div style="width: 0.00%; background-color: #f0e68c;"></div>	0	0	0
Total Votes Cast	149	100.00%	<div style="width: 100.00%; background-color: #f0e68c;"></div>	120	29	0
Contest Totals	186			152	34	0

REP REP COMM MAN Blossburg Borough

Vote For 1

	TOTAL	VOTE %		Election Day	Absentee /Mail-in Ballots	Provisional
Write-In Totals	5	100.00%	<div style="width: 100.00%; background-color: #f0e68c;"></div>	5	0	0
Not Assigned	5	100.00%	<div style="width: 100.00%; background-color: #f0e68c;"></div>	5	0	0
Total Votes Cast	5	100.00%	<div style="width: 100.00%; background-color: #f0e68c;"></div>	5	0	0
Contest Totals	93			76	17	0

REP REP COMM WOMAN Blossburg Borough

Vote For 1

	TOTAL	VOTE %		Election Day	Absentee /Mail-in Ballots	Provisional
Write-In Totals	2	100.00%	<div style="width: 100.00%; background-color: #f0e68c;"></div>	2	0	0
Not Assigned	2	100.00%	<div style="width: 100.00%; background-color: #f0e68c;"></div>	2	0	0
Total Votes Cast	2	100.00%	<div style="width: 100.00%; background-color: #f0e68c;"></div>	2	0	0
Contest Totals	93			76	17	0

Brookfield Township

Statistics

	TOTAL	Election Day	Absentee /Mail-in Ballots	Provisional
Registered Voters - Total	260			
Registered Voters - Democratic	43			
Registered Voters - Republican	186			
Registered Voters - Nonpartisan	31			
Ballots Cast - Total	67	54	13	0
Ballots Cast - Democratic	16	9	7	0
Ballots Cast - Republican	51	45	6	0
Ballots Cast - Nonpartisan	0	0	0	0
Ballots Cast - Blank	0	0	0	0
Voter Turnout - Total	25.77%			
Voter Turnout - Democratic	37.21%			
Voter Turnout - Republican	27.42%			
Voter Turnout - Nonpartisan	0.00%			

DEM GOVERNOR

Vote For 1

	TOTAL	VOTE %		Election Day	Absentee /Mail-in Ballots	Provisional
Josh Shapiro	15	100.00%	<div style="width: 100%; height: 10px; background-color: #f0e68c;"></div>	8	7	0
Write-In Totals	0	0.00%	<div style="width: 0%; height: 10px; background-color: #d3d3d3;"></div>	0	0	0
Write-In: Katie Muth	0	0.00%	<div style="width: 0%; height: 10px; background-color: #d3d3d3;"></div>	0	0	0
Write-In: Stacey Garrity	0	0.00%	<div style="width: 0%; height: 10px; background-color: #d3d3d3;"></div>	0	0	0
Not Assigned	0	0.00%	<div style="width: 0%; height: 10px; background-color: #d3d3d3;"></div>	0	0	0
Total Votes Cast	15	100.00%	<div style="width: 100%; height: 10px; background-color: #f0e68c;"></div>	8	7	0
Contest Totals	16			9	7	0

DEM LIEUTENANT GOVERNOR

Vote For 1

	TOTAL	VOTE %		Election Day	Absentee /Mail-in Ballots	Provisional
Austin Davis	15	100.00%	<div style="width: 100%; height: 10px; background-color: #f0e68c;"></div>	8	7	0
Write-In Totals	0	0.00%	<div style="width: 0%; height: 10px; background-color: #d3d3d3;"></div>	0	0	0
Write-In: Jason Richey	0	0.00%	<div style="width: 0%; height: 10px; background-color: #d3d3d3;"></div>	0	0	0
Not Assigned	0	0.00%	<div style="width: 0%; height: 10px; background-color: #d3d3d3;"></div>	0	0	0
Total Votes Cast	15	100.00%	<div style="width: 100%; height: 10px; background-color: #f0e68c;"></div>	8	7	0
Contest Totals	16			9	7	0

Brookfield Township

DEM REP IN CONGRESS 15TH DIS

Vote For 1

	TOTAL	VOTE %		Election Day	Absentee /Mail-in Ballots	Provisional
Ray Bilger	15	100.00%	<div style="width: 100%; height: 10px; background-color: #ffc107;"></div>	9	6	0
Write-In Totals	0	0.00%	<div style="width: 0%; height: 10px; background-color: #6c757d;"></div>	0	0	0
Write-In: Glenn GT Thompson	0	0.00%	<div style="width: 0%; height: 10px; background-color: #6c757d;"></div>	0	0	0
Not Assigned	0	0.00%	<div style="width: 0%; height: 10px; background-color: #6c757d;"></div>	0	0	0
Total Votes Cast	15	100.00%	<div style="width: 100%; height: 10px; background-color: #ffc107;"></div>	9	6	0
Contest Totals	16			9	7	0

DEM REP IN THE GEN ASSEM 68TH DIS

Vote For 1

	TOTAL	VOTE %		Election Day	Absentee /Mail-in Ballots	Provisional
Quentin Gee	13	100.00%	<div style="width: 100%; height: 10px; background-color: #ffc107;"></div>	9	4	0
Write-In Totals	0	0.00%	<div style="width: 0%; height: 10px; background-color: #6c757d;"></div>	0	0	0
Write-In: Clint Owlett	0	0.00%	<div style="width: 0%; height: 10px; background-color: #6c757d;"></div>	0	0	0
Not Assigned	0	0.00%	<div style="width: 0%; height: 10px; background-color: #6c757d;"></div>	0	0	0
Total Votes Cast	13	100.00%	<div style="width: 100%; height: 10px; background-color: #ffc107;"></div>	9	4	0
Contest Totals	16			9	7	0

DEM MEMBER DEM STATE COMM 59TH DIST

Vote For 1

	TOTAL	VOTE %		Election Day	Absentee /Mail-in Ballots	Provisional
Write-In Totals	2	100.00%	<div style="width: 100%; height: 10px; background-color: #ffc107;"></div>	2	0	0
Write-In: Brynn Hammarstrom	0	0.00%	<div style="width: 0%; height: 10px; background-color: #6c757d;"></div>	0	0	0
Write-In: Lisa Gephart	0	0.00%	<div style="width: 0%; height: 10px; background-color: #6c757d;"></div>	0	0	0
Write-In: Jordan Omlar	0	0.00%	<div style="width: 0%; height: 10px; background-color: #6c757d;"></div>	0	0	0
Not Assigned	2	100.00%	<div style="width: 100%; height: 10px; background-color: #ffc107;"></div>	2	0	0
Total Votes Cast	2	100.00%	<div style="width: 100%; height: 10px; background-color: #ffc107;"></div>	2	0	0
Contest Totals	16			9	7	0

DEM DEM COMM Brookfield Township

Vote For 2

	TOTAL	VOTE %		Election Day	Absentee /Mail-in Ballots	Provisional
Write-In Totals	2	100.00%	<div style="width: 100%; height: 10px; background-color: #ffc107;"></div>	2	0	0
Not Assigned	2	100.00%	<div style="width: 100%; height: 10px; background-color: #ffc107;"></div>	2	0	0
Total Votes Cast	2	100.00%	<div style="width: 100%; height: 10px; background-color: #ffc107;"></div>	2	0	0
Contest Totals	32			18	14	0

Brookfield Township

REP GOVERNOR

Vote For 1

	TOTAL	VOTE %	Election Day	Absentee /Mail-in Ballots	Provisional
Stacy Garrity	47	95.92%	41	6	0
Write-In Totals	2	4.08%	2	0	0
Write-In: Josh Shapiro	0	0.00%	0	0	0
Write-In: Katie Muth	0	0.00%	0	0	0
Write-In: Doug Mastriano	0	0.00%	0	0	0
Not Assigned	2	4.08%	2	0	0
Total Votes Cast	49	100.00%	43	6	0
Contest Totals	51		45	6	0

REP LIEUTENANT GOVERNOR

Vote For 1

	TOTAL	VOTE %	Election Day	Absentee /Mail-in Ballots	Provisional
John Ventre	8	16.67%	8	0	0
Jason Richey	40	83.33%	34	6	0
Write-In Totals	0	0.00%	0	0	0
Write-In: Austin Davis	0	0.00%	0	0	0
Not Assigned	0	0.00%	0	0	0
Total Votes Cast	48	100.00%	42	6	0
Contest Totals	51		45	6	0

REP REP IN CONGRESS 15TH DIS

Vote For 1

	TOTAL	VOTE %	Election Day	Absentee /Mail-in Ballots	Provisional
Glenn GT Thompson	49	100.00%	43	6	0
Write-In Totals	0	0.00%	0	0	0
Write-In: Ray Bilger	0	0.00%	0	0	0
Not Assigned	0	0.00%	0	0	0
Total Votes Cast	49	100.00%	43	6	0
Contest Totals	51		45	6	0

REP REP IN THE GEN ASSEM 68TH DIS

Vote For 1

	TOTAL	VOTE %	Election Day	Absentee /Mail-in Ballots	Provisional
Clint Owlett	49	100.00%	43	6	0
Write-In Totals	0	0.00%	0	0	0
Write-In: Quentin Gee	0	0.00%	0	0	0
Not Assigned	0	0.00%	0	0	0
Total Votes Cast	49	100.00%	43	6	0
Contest Totals	51		45	6	0

Brookfield Township

REP MEMBER OF THE REPUBLICAN STATE COMMITTEE

Vote For 2

	TOTAL	VOTE %	Election Day	Absentee /Mail-in Ballots	Provisional
Lauren Owlett	36	50.70%	30	6	0
Gary Wilson	35	49.30%	29	6	0
Write-In Totals	0	0.00%	0	0	0
Not Assigned	0	0.00%	0	0	0
Total Votes Cast	71	100.00%	59	12	0
Contest Totals	102		90	12	0

REP REP COMM MAN Brookfield township

Vote For 1

	TOTAL	VOTE %	Election Day	Absentee /Mail-in Ballots	Provisional
Write-In Totals	0		0	0	0
Not Assigned	0		0	0	0
Total Votes Cast	0		0	0	0
Contest Totals	51		45	6	0

REP REP COMM WOMAN Brookfield township

Vote For 1

	TOTAL	VOTE %	Election Day	Absentee /Mail-in Ballots	Provisional
Write-In Totals	1	100.00%	0	1	0
Not Assigned	1	100.00%	0	1	0
Total Votes Cast	1	100.00%	0	1	0
Contest Totals	51		45	6	0

Charleston Township

Statistics

	TOTAL	Election Day	Absentee /Mail-in Ballots	Provisional
Registered Voters - Total	2,451			
Registered Voters - Democratic	474			
Registered Voters - Republican	1,650			
Registered Voters - Nonpartisan	327			
Ballots Cast - Total	488	312	176	0
Ballots Cast - Democratic	142	55	87	0
Ballots Cast - Republican	346	257	89	0
Ballots Cast - Nonpartisan	0	0	0	0
Ballots Cast - Blank	0	0	0	0
Voter Turnout - Total	19.91%			
Voter Turnout - Democratic	29.96%			
Voter Turnout - Republican	20.97%			
Voter Turnout - Nonpartisan	0.00%			

DEM GOVERNOR

Vote For 1

	TOTAL	VOTE %	Election Day	Absentee /Mail-in Ballots	Provisional
Josh Shapiro	136	96.45%	52	84	0
Write-In Totals	5	3.55%	3	2	0
Write-In: Stacey Garrity	4	2.84%	2	2	0
Write-In: Katie Muth	1	0.71%	1	0	0
Not Assigned	0	0.00%	0	0	0
Total Votes Cast	141	100.00%	55	86	0
Contest Totals	142		55	87	0

DEM LIEUTENANT GOVERNOR

Vote For 1

	TOTAL	VOTE %	Election Day	Absentee /Mail-in Ballots	Provisional
Austin Davis	135	99.26%	52	83	0
Write-In Totals	1	0.74%	0	1	0
Write-In: Jason Richey	1	0.74%	0	1	0
Not Assigned	0	0.00%	0	0	0
Total Votes Cast	136	100.00%	52	84	0
Contest Totals	142		55	87	0

Charleston Township

DEM REP IN CONGRESS 15TH DIS

Vote For 1

	TOTAL	VOTE %	Election Day	Absentee /Mail-in Ballots	Provisional
Ray Bilger	127	98.45%	50	77	0
Write-In Totals	2	1.55%	0	2	0
Write-In: Glenn GT Thompson	2	1.55%	0	2	0
Not Assigned	0	0.00%	0	0	0
Total Votes Cast	129	100.00%	50	79	0
Contest Totals	142		55	87	0

DEM REP IN THE GEN ASSEM 68TH DIS

Vote For 1

	TOTAL	VOTE %	Election Day	Absentee /Mail-in Ballots	Provisional
Quentin Gee	130	97.74%	53	77	0
Write-In Totals	3	2.26%	0	3	0
Write-In: Clint Owlett	2	1.50%	0	2	0
Not Assigned	1	0.75%	0	1	0
Total Votes Cast	133	100.00%	53	80	0
Contest Totals	142		55	87	0

DEM MEMBER DEM STATE COMM 59TH DIST

Vote For 1

	TOTAL	VOTE %	Election Day	Absentee /Mail-in Ballots	Provisional
Write-In Totals	19	100.00%	16	3	0
Write-In: Brynn Hammarstrom	16	84.21%	15	1	0
Write-In: Lisa Gephart	1	5.26%	0	1	0
Write-In: Jordan Omlar	0	0.00%	0	0	0
Not Assigned	2	10.53%	1	1	0
Total Votes Cast	19	100.00%	16	3	0
Contest Totals	142		55	87	0

DEM DEM COMM Charleston Township

Vote For 2

	TOTAL	VOTE %	Election Day	Absentee /Mail-in Ballots	Provisional
Yolanda Canales	124	49.80%	44	80	0
Robert Borzok	122	49.00%	47	75	0
Write-In Totals	3	1.20%	0	3	0
Not Assigned	3	1.20%	0	3	0
Total Votes Cast	249	100.00%	91	158	0
Contest Totals	284		110	174	0

Charleston Township

REP GOVERNOR

Vote For 1

	TOTAL	VOTE %	Election Day	Absentee /Mail-in Ballots	Provisional
Stacy Garrity	299	90.88%	229	70	0
Write-In Totals	30	9.12%	21	9	0
Write-In: Katie Muth	11	3.34%	11	0	0
Write-In: Josh Shapiro	9	2.74%	2	7	0
Write-In: Doug Mastriano	4	1.22%	4	0	0
Not Assigned	6	1.82%	4	2	0
Total Votes Cast	329	100.00%	250	79	0
Contest Totals	346		257	89	0

REP LIEUTENANT GOVERNOR

Vote For 1

	TOTAL	VOTE %	Election Day	Absentee /Mail-in Ballots	Provisional
John Ventre	60	19.11%	40	20	0
Jason Richey	246	78.34%	197	49	0
Write-In Totals	8	2.55%	4	4	0
Write-In: Austin Davis	5	1.59%	2	3	0
Not Assigned	3	0.96%	2	1	0
Total Votes Cast	314	100.00%	241	73	0
Contest Totals	346		257	89	0

REP REP IN CONGRESS 15TH DIS

Vote For 1

	TOTAL	VOTE %	Election Day	Absentee /Mail-in Ballots	Provisional
Glenn GT Thompson	312	96.59%	239	73	0
Write-In Totals	11	3.41%	7	4	0
Write-In: Ray Bilger	4	1.24%	1	3	0
Not Assigned	7	2.17%	6	1	0
Total Votes Cast	323	100.00%	246	77	0
Contest Totals	346		257	89	0

REP REP IN THE GEN ASSEM 68TH DIS

Vote For 1

	TOTAL	VOTE %	Election Day	Absentee /Mail-in Ballots	Provisional
Clint Owlett	312	93.98%	233	79	0
Write-In Totals	20	6.02%	15	5	0
Write-In: Quentin Gee	14	4.22%	12	2	0
Not Assigned	6	1.81%	3	3	0
Total Votes Cast	332	100.00%	248	84	0
Contest Totals	346		257	89	0

Charleston Township

REP MEMBER OF THE REPUBLICAN STATE COMMITTEE

Vote For 2

	TOTAL	VOTE %	Election Day	Absentee /Mail-in Ballots	Provisional
Lauren Owlett	245	46.40%	183	62	0
Gary Wilson	275	52.08%	210	65	0
Write-In Totals	8	1.52%	6	2	0
Not Assigned	8	1.52%	6	2	0
Total Votes Cast	528	100.00%	399	129	0
Contest Totals	692		514	178	0

REP REP COMM MAN Charleston Township

Vote For 1

	TOTAL	VOTE %	Election Day	Absentee /Mail-in Ballots	Provisional
Gary Wilson	308	98.72%	237	71	0
Write-In Totals	4	1.28%	2	2	0
Not Assigned	4	1.28%	2	2	0
Total Votes Cast	312	100.00%	239	73	0
Contest Totals	346		257	89	0

REP REP COMM WOMAN Charleston Township

Vote For 1

	TOTAL	VOTE %	Election Day	Absentee /Mail-in Ballots	Provisional
Pamela J. English	327	98.49%	245	82	0
Write-In Totals	5	1.51%	2	3	0
Not Assigned	5	1.51%	2	3	0
Total Votes Cast	332	100.00%	247	85	0
Contest Totals	346		257	89	0

Chatham Township

Statistics

	TOTAL	Election Day	Absentee /Mail-in Ballots	Provisional
Registered Voters - Total	465			
Registered Voters - Democratic	70			
Registered Voters - Republican	338			
Registered Voters - Nonpartisan	57			
Ballots Cast - Total	96	78	18	0
Ballots Cast - Democratic	21	12	9	0
Ballots Cast - Republican	75	66	9	0
Ballots Cast - Nonpartisan	0	0	0	0
Ballots Cast - Blank	2	0	2	0
Voter Turnout - Total	20.65%			
Voter Turnout - Democratic	30.00%			
Voter Turnout - Republican	22.19%			
Voter Turnout - Nonpartisan	0.00%			

DEM GOVERNOR

Vote For 1

	TOTAL	VOTE %		Election Day	Absentee /Mail-in Ballots	Provisional
Josh Shapiro	19	100.00%	<div style="width: 100%; height: 10px; background-color: #ffc107;"></div>	10	9	0
Write-In Totals	0	0.00%	<div style="width: 0%; height: 10px; background-color: #6c757d;"></div>	0	0	0
Write-In: Katie Muth	0	0.00%	<div style="width: 0%; height: 10px; background-color: #6c757d;"></div>	0	0	0
Write-In: Stacey Garrity	0	0.00%	<div style="width: 0%; height: 10px; background-color: #6c757d;"></div>	0	0	0
Not Assigned	0	0.00%	<div style="width: 0%; height: 10px; background-color: #6c757d;"></div>	0	0	0
Total Votes Cast	19	100.00%	<div style="width: 100%; height: 10px; background-color: #ffc107;"></div>	10	9	0
Contest Totals	21			12	9	0

DEM LIEUTENANT GOVERNOR

Vote For 1

	TOTAL	VOTE %		Election Day	Absentee /Mail-in Ballots	Provisional
Austin Davis	21	100.00%	<div style="width: 100%; height: 10px; background-color: #ffc107;"></div>	12	9	0
Write-In Totals	0	0.00%	<div style="width: 0%; height: 10px; background-color: #6c757d;"></div>	0	0	0
Write-In: Jason Richey	0	0.00%	<div style="width: 0%; height: 10px; background-color: #6c757d;"></div>	0	0	0
Not Assigned	0	0.00%	<div style="width: 0%; height: 10px; background-color: #6c757d;"></div>	0	0	0
Total Votes Cast	21	100.00%	<div style="width: 100%; height: 10px; background-color: #ffc107;"></div>	12	9	0
Contest Totals	21			12	9	0

Chatham Township

DEM REP IN CONGRESS 15TH DIS

Vote For 1

	TOTAL	VOTE %	Election Day	Absentee /Mail-in Ballots	Provisional
Ray Bilger	19	100.00%	12	7	0
Write-In Totals	0	0.00%	0	0	0
Write-In: Glenn GT Thompson	0	0.00%	0	0	0
Not Assigned	0	0.00%	0	0	0
Total Votes Cast	19	100.00%	12	7	0
Contest Totals	21		12	9	0

DEM REP IN THE GEN ASSEM 68TH DIS

Vote For 1

	TOTAL	VOTE %	Election Day	Absentee /Mail-in Ballots	Provisional
Quentin Gee	19	100.00%	12	7	0
Write-In Totals	0	0.00%	0	0	0
Write-In: Clint Owlett	0	0.00%	0	0	0
Not Assigned	0	0.00%	0	0	0
Total Votes Cast	19	100.00%	12	7	0
Contest Totals	21		12	9	0

DEM MEMBER DEM STATE COMM 59TH DIST

Vote For 1

	TOTAL	VOTE %	Election Day	Absentee /Mail-in Ballots	Provisional
Write-In Totals	0		0	0	0
Write-In: Brynn Hammarstrom	0		0	0	0
Write-In: Lisa Gephart	0		0	0	0
Write-In: Jordan Omlar	0		0	0	0
Not Assigned	0		0	0	0
Total Votes Cast	0		0	0	0
Contest Totals	21		12	9	0

DEM DEM COMM Chatham Township

Vote For 2

	TOTAL	VOTE %	Election Day	Absentee /Mail-in Ballots	Provisional
Write-In Totals	0		0	0	0
Not Assigned	0		0	0	0
Total Votes Cast	0		0	0	0
Contest Totals	42		24	18	0

Chatham Township

REP GOVERNOR

Vote For 1

	TOTAL	VOTE %	Election Day	Absentee /Mail-in Ballots	Provisional
Stacy Garrity	65	97.01%	58	7	0
Write-In Totals	2	2.99%	2	0	0
Write-In: Josh Shapiro	0	0.00%	0	0	0
Write-In: Katie Muth	0	0.00%	0	0	0
Write-In: Doug Mastriano	0	0.00%	0	0	0
Not Assigned	2	2.99%	2	0	0
Total Votes Cast	67	100.00%	60	7	0
Contest Totals	75		66	9	0

REP LIEUTENANT GOVERNOR

Vote For 1

	TOTAL	VOTE %	Election Day	Absentee /Mail-in Ballots	Provisional
John Ventre	11	18.03%	11	0	0
Jason Richey	50	81.97%	43	7	0
Write-In Totals	0	0.00%	0	0	0
Write-In: Austin Davis	0	0.00%	0	0	0
Not Assigned	0	0.00%	0	0	0
Total Votes Cast	61	100.00%	54	7	0
Contest Totals	75		66	9	0

REP REP IN CONGRESS 15TH DIS

Vote For 1

	TOTAL	VOTE %	Election Day	Absentee /Mail-in Ballots	Provisional
Glenn GT Thompson	67	100.00%	60	7	0
Write-In Totals	0	0.00%	0	0	0
Write-In: Ray Bilger	0	0.00%	0	0	0
Not Assigned	0	0.00%	0	0	0
Total Votes Cast	67	100.00%	60	7	0
Contest Totals	75		66	9	0

REP REP IN THE GEN ASSEM 68TH DIS

Vote For 1

	TOTAL	VOTE %	Election Day	Absentee /Mail-in Ballots	Provisional
Clint Owlett	72	100.00%	65	7	0
Write-In Totals	0	0.00%	0	0	0
Write-In: Quentin Gee	0	0.00%	0	0	0
Not Assigned	0	0.00%	0	0	0
Total Votes Cast	72	100.00%	65	7	0
Contest Totals	75		66	9	0

Chatham Township

REP MEMBER OF THE REPUBLICAN STATE COMMITTEE

Vote For 2

	TOTAL	VOTE %		Election Day	Absentee /Mail-in Ballots	Provisional
Lauren Owlett	57	51.35%	<div style="width: 51.35%; background-color: #f0e68c;"></div>	50	7	0
Gary Wilson	54	48.65%	<div style="width: 48.65%; background-color: #d3d3d3;"></div>	47	7	0
Write-In Totals	0	0.00%	<div style="width: 0%; background-color: #d3d3d3;"></div>	0	0	0
Not Assigned	0	0.00%	<div style="width: 0%; background-color: #d3d3d3;"></div>	0	0	0
Total Votes Cast	111	100.00%	<div style="width: 100%; background-color: #f0e68c;"></div>	97	14	0
Contest Totals	150			132	18	0

REP REP COMM MAN Chatham Township

Vote For 1

	TOTAL	VOTE %		Election Day	Absentee /Mail-in Ballots	Provisional
Joseph Slomian	67	100.00%	<div style="width: 100%; background-color: #f0e68c;"></div>	60	7	0
Write-In Totals	0	0.00%	<div style="width: 0%; background-color: #d3d3d3;"></div>	0	0	0
Not Assigned	0	0.00%	<div style="width: 0%; background-color: #d3d3d3;"></div>	0	0	0
Total Votes Cast	67	100.00%	<div style="width: 100%; background-color: #f0e68c;"></div>	60	7	0
Contest Totals	75			66	9	0

REP REP COMM WOMAN Chatham Township

Vote For 1

	TOTAL	VOTE %		Election Day	Absentee /Mail-in Ballots	Provisional
JoAnne Slomian	66	100.00%	<div style="width: 100%; background-color: #f0e68c;"></div>	59	7	0
Write-In Totals	0	0.00%	<div style="width: 0%; background-color: #d3d3d3;"></div>	0	0	0
Not Assigned	0	0.00%	<div style="width: 0%; background-color: #d3d3d3;"></div>	0	0	0
Total Votes Cast	66	100.00%	<div style="width: 100%; background-color: #f0e68c;"></div>	59	7	0
Contest Totals	75			66	9	0

Clymer Township

Statistics

	TOTAL	Election Day	Absentee /Mail-in Ballots	Provisional
Registered Voters - Total	427			
Registered Voters - Democratic	67			
Registered Voters - Republican	305			
Registered Voters - Nonpartisan	55			
Ballots Cast - Total	78	61	17	0
Ballots Cast - Democratic	25	12	13	0
Ballots Cast - Republican	53	49	4	0
Ballots Cast - Nonpartisan	0	0	0	0
Ballots Cast - Blank	0	0	0	0
Voter Turnout - Total	18.27%			
Voter Turnout - Democratic	37.31%			
Voter Turnout - Republican	17.38%			
Voter Turnout - Nonpartisan	0.00%			

DEM GOVERNOR

Vote For 1

	TOTAL	VOTE %		Election Day	Absentee /Mail-in Ballots	Provisional
Josh Shapiro	22	91.67%	<div style="width: 91.67%; background-color: #ffc107;"></div>	9	13	0
Write-In Totals	2	8.33%	<div style="width: 8.33%; background-color: #6c757d;"></div>	2	0	0
Write-In: Katie Muth	1	4.17%	<div style="width: 4.17%; background-color: #6c757d;"></div>	1	0	0
Write-In: Stacey Garrity	1	4.17%	<div style="width: 4.17%; background-color: #6c757d;"></div>	1	0	0
Not Assigned	0	0.00%	<div style="width: 0.00%; background-color: #6c757d;"></div>	0	0	0
Total Votes Cast	24	100.00%	<div style="width: 100.00%; background-color: #ffc107;"></div>	11	13	0
Contest Totals	25			12	13	0

DEM LIEUTENANT GOVERNOR

Vote For 1

	TOTAL	VOTE %		Election Day	Absentee /Mail-in Ballots	Provisional
Austin Davis	24	100.00%	<div style="width: 100.00%; background-color: #ffc107;"></div>	11	13	0
Write-In Totals	0	0.00%	<div style="width: 0.00%; background-color: #6c757d;"></div>	0	0	0
Write-In: Jason Richey	0	0.00%	<div style="width: 0.00%; background-color: #6c757d;"></div>	0	0	0
Not Assigned	0	0.00%	<div style="width: 0.00%; background-color: #6c757d;"></div>	0	0	0
Total Votes Cast	24	100.00%	<div style="width: 100.00%; background-color: #ffc107;"></div>	11	13	0
Contest Totals	25			12	13	0

Clymer Township

DEM REP IN CONGRESS 15TH DIS

Vote For 1

	TOTAL	VOTE %	Election Day	Absentee /Mail-in Ballots	Provisional
Ray Bilger	23	95.83%	10	13	0
Write-In Totals	1	4.17%	1	0	0
Write-In: Glenn GT Thompson	0	0.00%	0	0	0
Not Assigned	1	4.17%	1	0	0
Total Votes Cast	24	100.00%	11	13	0
Contest Totals	25		12	13	0

DEM REP IN THE GEN ASSEM 68TH DIS

Vote For 1

	TOTAL	VOTE %	Election Day	Absentee /Mail-in Ballots	Provisional
Quentin Gee	21	95.45%	8	13	0
Write-In Totals	1	4.55%	1	0	0
Write-In: Clint Owlett	1	4.55%	1	0	0
Not Assigned	0	0.00%	0	0	0
Total Votes Cast	22	100.00%	9	13	0
Contest Totals	25		12	13	0

DEM MEMBER DEM STATE COMM 59TH DIST

Vote For 1

	TOTAL	VOTE %	Election Day	Absentee /Mail-in Ballots	Provisional
Write-In Totals	6	100.00%	3	3	0
Write-In: Brynn Hammarstrom	2	33.33%	0	2	0
Write-In: Lisa Gephart	0	0.00%	0	0	0
Write-In: Jordan Omlar	0	0.00%	0	0	0
Not Assigned	4	66.67%	3	1	0
Total Votes Cast	6	100.00%	3	3	0
Contest Totals	25		12	13	0

DEM DEM COMM Clymer Township

Vote For 2

	TOTAL	VOTE %	Election Day	Absentee /Mail-in Ballots	Provisional
Write-In Totals	17	100.00%	8	9	0
Not Assigned	17	100.00%	8	9	0
Total Votes Cast	17	100.00%	8	9	0
Contest Totals	50		24	26	0

Clymer Township

REP GOVERNOR

Vote For 1

	TOTAL	VOTE %		Election Day	Absentee /Mail-in Ballots	Provisional
Stacy Garrity	49	100.00%	<div style="width: 100%; height: 10px; background-color: #f0e68c;"></div>	46	3	0
Write-In Totals	0	0.00%	<div style="width: 0%; height: 10px; background-color: #d3d3d3;"></div>	0	0	0
Write-In: Josh Shapiro	0	0.00%	<div style="width: 0%; height: 10px; background-color: #d3d3d3;"></div>	0	0	0
Write-In: Katie Muth	0	0.00%	<div style="width: 0%; height: 10px; background-color: #d3d3d3;"></div>	0	0	0
Write-In: Doug Mastriano	0	0.00%	<div style="width: 0%; height: 10px; background-color: #d3d3d3;"></div>	0	0	0
Not Assigned	0	0.00%	<div style="width: 0%; height: 10px; background-color: #d3d3d3;"></div>	0	0	0
Total Votes Cast	49	100.00%	<div style="width: 100%; height: 10px; background-color: #f0e68c;"></div>	46	3	0
Contest Totals	53			49	4	0

REP LIEUTENANT GOVERNOR

Vote For 1

	TOTAL	VOTE %		Election Day	Absentee /Mail-in Ballots	Provisional
John Ventre	11	23.91%	<div style="width: 23.91%; height: 10px; background-color: #f0e68c;"></div>	10	1	0
Jason Richey	35	76.09%	<div style="width: 76.09%; height: 10px; background-color: #f0e68c;"></div>	33	2	0
Write-In Totals	0	0.00%	<div style="width: 0%; height: 10px; background-color: #d3d3d3;"></div>	0	0	0
Write-In: Austin Davis	0	0.00%	<div style="width: 0%; height: 10px; background-color: #d3d3d3;"></div>	0	0	0
Not Assigned	0	0.00%	<div style="width: 0%; height: 10px; background-color: #d3d3d3;"></div>	0	0	0
Total Votes Cast	46	100.00%	<div style="width: 100%; height: 10px; background-color: #f0e68c;"></div>	43	3	0
Contest Totals	53			49	4	0

REP REP IN CONGRESS 15TH DIS

Vote For 1

	TOTAL	VOTE %		Election Day	Absentee /Mail-in Ballots	Provisional
Glenn GT Thompson	47	100.00%	<div style="width: 100%; height: 10px; background-color: #f0e68c;"></div>	45	2	0
Write-In Totals	0	0.00%	<div style="width: 0%; height: 10px; background-color: #d3d3d3;"></div>	0	0	0
Write-In: Ray Bilger	0	0.00%	<div style="width: 0%; height: 10px; background-color: #d3d3d3;"></div>	0	0	0
Not Assigned	0	0.00%	<div style="width: 0%; height: 10px; background-color: #d3d3d3;"></div>	0	0	0
Total Votes Cast	47	100.00%	<div style="width: 100%; height: 10px; background-color: #f0e68c;"></div>	45	2	0
Contest Totals	53			49	4	0

REP REP IN THE GEN ASSEM 68TH DIS

Vote For 1

	TOTAL	VOTE %		Election Day	Absentee /Mail-in Ballots	Provisional
Clint Owlett	53	100.00%	<div style="width: 100%; height: 10px; background-color: #f0e68c;"></div>	49	4	0
Write-In Totals	0	0.00%	<div style="width: 0%; height: 10px; background-color: #d3d3d3;"></div>	0	0	0
Write-In: Quentin Gee	0	0.00%	<div style="width: 0%; height: 10px; background-color: #d3d3d3;"></div>	0	0	0
Not Assigned	0	0.00%	<div style="width: 0%; height: 10px; background-color: #d3d3d3;"></div>	0	0	0
Total Votes Cast	53	100.00%	<div style="width: 100%; height: 10px; background-color: #f0e68c;"></div>	49	4	0
Contest Totals	53			49	4	0

Clymer Township

REP MEMBER OF THE REPUBLICAN STATE COMMITTEE

Vote For 2

	TOTAL	VOTE %		Election Day	Absentee /Mail-in Ballots	Provisional
Lauren Owlett	39	55.71%	<div style="width: 55.71%;"><div style="width: 55.71%;"></div></div>	37	2	0
Gary Wilson	31	44.29%	<div style="width: 44.29%;"><div style="width: 44.29%;"></div></div>	29	2	0
Write-In Totals	0	0.00%	<div style="width: 0.00%;"><div style="width: 0.00%;"></div></div>	0	0	0
Not Assigned	0	0.00%	<div style="width: 0.00%;"><div style="width: 0.00%;"></div></div>	0	0	0
Total Votes Cast	70	100.00%	<div style="width: 100.00%;"><div style="width: 100.00%;"></div></div>	66	4	0
Contest Totals	106			98	8	0

REP REP COMM MAN Clymer Township

Vote For 1

	TOTAL	VOTE %		Election Day	Absentee /Mail-in Ballots	Provisional
Write-In Totals	1	100.00%	<div style="width: 100.00%;"><div style="width: 100.00%;"></div></div>	1	0	0
Not Assigned	1	100.00%	<div style="width: 100.00%;"><div style="width: 100.00%;"></div></div>	1	0	0
Total Votes Cast	1	100.00%	<div style="width: 100.00%;"><div style="width: 100.00%;"></div></div>	1	0	0
Contest Totals	53			49	4	0

REP REP COMM WOMAN Clymer Township

Vote For 1

	TOTAL	VOTE %		Election Day	Absentee /Mail-in Ballots	Provisional
Margaret Carol Druck	44	100.00%	<div style="width: 100.00%;"><div style="width: 100.00%;"></div></div>	42	2	0
Write-In Totals	0	0.00%	<div style="width: 0.00%;"><div style="width: 0.00%;"></div></div>	0	0	0
Not Assigned	0	0.00%	<div style="width: 0.00%;"><div style="width: 0.00%;"></div></div>	0	0	0
Total Votes Cast	44	100.00%	<div style="width: 100.00%;"><div style="width: 100.00%;"></div></div>	42	2	0
Contest Totals	53			49	4	0

Covington Township

Statistics

	TOTAL	Election Day	Absentee /Mail-in Ballots	Provisional
Registered Voters - Total	706			
Registered Voters - Democratic	100			
Registered Voters - Republican	521			
Registered Voters - Nonpartisan	85			
Ballots Cast - Total	130	108	22	0
Ballots Cast - Democratic	33	26	7	0
Ballots Cast - Republican	97	82	15	0
Ballots Cast - Nonpartisan	0	0	0	0
Ballots Cast - Blank	0	0	0	0
Voter Turnout - Total	18.41%			
Voter Turnout - Democratic	33.00%			
Voter Turnout - Republican	18.62%			
Voter Turnout - Nonpartisan	0.00%			

DEM GOVERNOR

Vote For 1

	TOTAL	VOTE %		Election Day	Absentee /Mail-in Ballots	Provisional
Josh Shapiro	31	96.88%	<div style="width: 96.88%; background-color: #f0e68c;"></div>	24	7	0
Write-In Totals	1	3.12%	<div style="width: 3.12%; background-color: #d3d3d3;"></div>	1	0	0
Write-In: Katie Muth	1	3.12%	<div style="width: 3.12%; background-color: #d3d3d3;"></div>	1	0	0
Write-In: Stacey Garrity	0	0.00%	<div style="width: 0.00%; background-color: #d3d3d3;"></div>	0	0	0
Not Assigned	0	0.00%	<div style="width: 0.00%; background-color: #d3d3d3;"></div>	0	0	0
Total Votes Cast	32	100.00%	<div style="width: 100.00%; background-color: #f0e68c;"></div>	25	7	0
Contest Totals	33			26	7	0

DEM LIEUTENANT GOVERNOR

Vote For 1

	TOTAL	VOTE %		Election Day	Absentee /Mail-in Ballots	Provisional
Austin Davis	32	100.00%	<div style="width: 100.00%; background-color: #f0e68c;"></div>	25	7	0
Write-In Totals	0	0.00%	<div style="width: 0.00%; background-color: #d3d3d3;"></div>	0	0	0
Write-In: Jason Richey	0	0.00%	<div style="width: 0.00%; background-color: #d3d3d3;"></div>	0	0	0
Not Assigned	0	0.00%	<div style="width: 0.00%; background-color: #d3d3d3;"></div>	0	0	0
Total Votes Cast	32	100.00%	<div style="width: 100.00%; background-color: #f0e68c;"></div>	25	7	0
Contest Totals	33			26	7	0

Covington Township

DEM REP IN CONGRESS 15TH DIS

Vote For 1

	TOTAL	VOTE %		Election Day	Absentee /Mail-in Ballots	Provisional
Ray Bilger	30	100.00%	<div style="width: 100%; background-color: #ffc107;"></div>	23	7	0
Write-In Totals	0	0.00%	<div style="width: 0%; background-color: #6c757d;"></div>	0	0	0
Write-In: Glenn GT Thompson	0	0.00%	<div style="width: 0%; background-color: #6c757d;"></div>	0	0	0
Not Assigned	0	0.00%	<div style="width: 0%; background-color: #6c757d;"></div>	0	0	0
Total Votes Cast	30	100.00%	<div style="width: 100%; background-color: #ffc107;"></div>	23	7	0
Contest Totals	33			26	7	0

DEM REP IN THE GEN ASSEM 68TH DIS

Vote For 1

	TOTAL	VOTE %		Election Day	Absentee /Mail-in Ballots	Provisional
Quentin Gee	32	100.00%	<div style="width: 100%; background-color: #ffc107;"></div>	25	7	0
Write-In Totals	0	0.00%	<div style="width: 0%; background-color: #6c757d;"></div>	0	0	0
Write-In: Clint Owlett	0	0.00%	<div style="width: 0%; background-color: #6c757d;"></div>	0	0	0
Not Assigned	0	0.00%	<div style="width: 0%; background-color: #6c757d;"></div>	0	0	0
Total Votes Cast	32	100.00%	<div style="width: 100%; background-color: #ffc107;"></div>	25	7	0
Contest Totals	33			26	7	0

DEM MEMBER DEM STATE COMM 59TH DIST

Vote For 1

	TOTAL	VOTE %		Election Day	Absentee /Mail-in Ballots	Provisional
Write-In Totals	4	100.00%	<div style="width: 100%; background-color: #ffc107;"></div>	4	0	0
Write-In: Brynn Hammarstrom	0	0.00%	<div style="width: 0%; background-color: #6c757d;"></div>	0	0	0
Write-In: Lisa Gephart	0	0.00%	<div style="width: 0%; background-color: #6c757d;"></div>	0	0	0
Write-In: Jordan Omlar	0	0.00%	<div style="width: 0%; background-color: #6c757d;"></div>	0	0	0
Not Assigned	4	100.00%	<div style="width: 100%; background-color: #ffc107;"></div>	4	0	0
Total Votes Cast	4	100.00%	<div style="width: 100%; background-color: #ffc107;"></div>	4	0	0
Contest Totals	33			26	7	0

DEM DEM COMM Covington Township

Vote For 2

	TOTAL	VOTE %		Election Day	Absentee /Mail-in Ballots	Provisional
Write-In Totals	5	100.00%	<div style="width: 100%; background-color: #ffc107;"></div>	5	0	0
Not Assigned	5	100.00%	<div style="width: 100%; background-color: #ffc107;"></div>	5	0	0
Total Votes Cast	5	100.00%	<div style="width: 100%; background-color: #ffc107;"></div>	5	0	0
Contest Totals	66			52	14	0

Covington Township

REP GOVERNOR

Vote For 1

	TOTAL	VOTE %	Election Day	Absentee /Mail-in Ballots	Provisional
Stacy Garrity	89	96.74%	77	12	0
Write-In Totals	3	3.26%	2	1	0
Write-In: Doug Mastriano	2	2.17%	1	1	0
Write-In: Josh Shapiro	1	1.09%	1	0	0
Write-In: Katie Muth	0	0.00%	0	0	0
Not Assigned	0	0.00%	0	0	0
Total Votes Cast	92	100.00%	79	13	0
Contest Totals	97		82	15	0

REP LIEUTENANT GOVERNOR

Vote For 1

	TOTAL	VOTE %	Election Day	Absentee /Mail-in Ballots	Provisional
John Ventre	30	33.33%	24	6	0
Jason Richey	60	66.67%	51	9	0
Write-In Totals	0	0.00%	0	0	0
Write-In: Austin Davis	0	0.00%	0	0	0
Not Assigned	0	0.00%	0	0	0
Total Votes Cast	90	100.00%	75	15	0
Contest Totals	97		82	15	0

REP REP IN CONGRESS 15TH DIS

Vote For 1

	TOTAL	VOTE %	Election Day	Absentee /Mail-in Ballots	Provisional
Glenn GT Thompson	92	100.00%	78	14	0
Write-In Totals	0	0.00%	0	0	0
Write-In: Ray Bilger	0	0.00%	0	0	0
Not Assigned	0	0.00%	0	0	0
Total Votes Cast	92	100.00%	78	14	0
Contest Totals	97		82	15	0

REP REP IN THE GEN ASSEM 68TH DIS

Vote For 1

	TOTAL	VOTE %	Election Day	Absentee /Mail-in Ballots	Provisional
Clint Owlett	94	100.00%	80	14	0
Write-In Totals	0	0.00%	0	0	0
Write-In: Quentin Gee	0	0.00%	0	0	0
Not Assigned	0	0.00%	0	0	0
Total Votes Cast	94	100.00%	80	14	0
Contest Totals	97		82	15	0

Covington Township

REP MEMBER OF THE REPUBLICAN STATE COMMITTEE

Vote For 2

	TOTAL	VOTE %		Election Day	Absentee /Mail-in Ballots	Provisional
Lauren Owlett	77	50.00%	<div style="width: 50%;"><div style="width: 50%;"></div></div>	67	10	0
Gary Wilson	76	49.35%	<div style="width: 49.35%;"><div style="width: 49.35%;"></div></div>	65	11	0
Write-In Totals	1	0.65%	<div style="width: 0.65%;"><div style="width: 0.65%;"></div></div>	1	0	0
Not Assigned	1	0.65%	<div style="width: 0.65%;"><div style="width: 0.65%;"></div></div>	1	0	0
Total Votes Cast	154	100.00%	<div style="width: 100%;"><div style="width: 100%;"></div></div>	133	21	0
Contest Totals	194			164	30	0

REP REP COMM MAN Covington Township

Vote For 1

	TOTAL	VOTE %		Election Day	Absentee /Mail-in Ballots	Provisional
Write-In Totals	4	100.00%	<div style="width: 100%;"><div style="width: 100%;"></div></div>	4	0	0
Not Assigned	4	100.00%	<div style="width: 100%;"><div style="width: 100%;"></div></div>	4	0	0
Total Votes Cast	4	100.00%	<div style="width: 100%;"><div style="width: 100%;"></div></div>	4	0	0
Contest Totals	97			82	15	0

REP REP COMM WOMAN Covington Township

Vote For 1

	TOTAL	VOTE %		Election Day	Absentee /Mail-in Ballots	Provisional
Write-In Totals	4	100.00%	<div style="width: 100%;"><div style="width: 100%;"></div></div>	4	0	0
Not Assigned	4	100.00%	<div style="width: 100%;"><div style="width: 100%;"></div></div>	4	0	0
Total Votes Cast	4	100.00%	<div style="width: 100%;"><div style="width: 100%;"></div></div>	4	0	0
Contest Totals	97			82	15	0







Deerfield Township

Statistics

	TOTAL	Election Day	Absentee /Mail-in Ballots	Provisional
Registered Voters - Total	408			
Registered Voters - Democratic	62			
Registered Voters - Republican	291			
Registered Voters - Nonpartisan	55			
Ballots Cast - Total	97	81	16	0
Ballots Cast - Democratic	14	10	4	0
Ballots Cast - Republican	83	71	12	0
Ballots Cast - Nonpartisan	0	0	0	0
Ballots Cast - Blank	1	1	0	0
Voter Turnout - Total	23.77%			
Voter Turnout - Democratic	22.58%			
Voter Turnout - Republican	28.52%			
Voter Turnout - Nonpartisan	0.00%			






DEM GOVERNOR

Vote For 1

	TOTAL	VOTE %		Election Day	Absentee /Mail-in Ballots	Provisional
Josh Shapiro	10	83.33%		6	4	0
Write-In Totals	2	16.67%		2	0	0
Write-In: Stacey Garrity	2	16.67%		2	0	0
Write-In: Katie Muth	0	0.00%		0	0	0
Not Assigned	0	0.00%		0	0	0
Total Votes Cast	12	100.00%		8	4	0
Contest Totals	14			10	4	0

DEM LIEUTENANT GOVERNOR

Vote For 1

	TOTAL	VOTE %		Election Day	Absentee /Mail-in Ballots	Provisional
Austin Davis	11	84.62%		7	4	0
Write-In Totals	2	15.38%		2	0	0
Write-In: Jason Richey	2	15.38%		2	0	0
Not Assigned	0	0.00%		0	0	0
Total Votes Cast	13	100.00%		9	4	0
Contest Totals	14			10	4	0

Deerfield Township

DEM REP IN CONGRESS 15TH DIS

Vote For 1

	TOTAL	VOTE %	Election Day	Absentee /Mail-in Ballots	Provisional
Ray Bilger	9	81.82%	6	3	0
Write-In Totals	2	18.18%	2	0	0
Write-In: Glenn GT Thompson	2	18.18%	2	0	0
Not Assigned	0	0.00%	0	0	0
Total Votes Cast	11	100.00%	8	3	0
Contest Totals	14		10	4	0

DEM REP IN THE GEN ASSEM 68TH DIS

Vote For 1

	TOTAL	VOTE %	Election Day	Absentee /Mail-in Ballots	Provisional
Quentin Gee	11	100.00%	7	4	0
Write-In Totals	0	0.00%	0	0	0
Write-In: Clint Owlett	0	0.00%	0	0	0
Not Assigned	0	0.00%	0	0	0
Total Votes Cast	11	100.00%	7	4	0
Contest Totals	14		10	4	0

DEM MEMBER DEM STATE COMM 59TH DIST

Vote For 1

	TOTAL	VOTE %	Election Day	Absentee /Mail-in Ballots	Provisional
Write-In Totals	0		0	0	0
Write-In: Brynn Hammarstrom	0		0	0	0
Write-In: Lisa Gephart	0		0	0	0
Write-In: Jordan Omlar	0		0	0	0
Not Assigned	0		0	0	0
Total Votes Cast	0		0	0	0
Contest Totals	14		10	4	0

DEM DEM COMM Deerfield Township

Vote For 2

	TOTAL	VOTE %	Election Day	Absentee /Mail-in Ballots	Provisional
Write-In Totals	0		0	0	0
Not Assigned	0		0	0	0
Total Votes Cast	0		0	0	0
Contest Totals	28		20	8	0

Deerfield Township

REP GOVERNOR

Vote For 1

	TOTAL	VOTE %	Election Day	Absentee /Mail-in Ballots	Provisional
Stacy Garrity	72	92.31%	61	11	0
Write-In Totals	6	7.69%	6	0	0
Write-In: Katie Muth	3	3.85%	3	0	0
Write-In: Doug Mastriano	3	3.85%	3	0	0
Write-In: Josh Shapiro	0	0.00%	0	0	0
Not Assigned	0	0.00%	0	0	0
Total Votes Cast	78	100.00%	67	11	0
Contest Totals	83		71	12	0

REP LIEUTENANT GOVERNOR

Vote For 1

	TOTAL	VOTE %	Election Day	Absentee /Mail-in Ballots	Provisional
John Ventre	27	36.49%	26	1	0
Jason Richey	47	63.51%	37	10	0
Write-In Totals	0	0.00%	0	0	0
Write-In: Austin Davis	0	0.00%	0	0	0
Not Assigned	0	0.00%	0	0	0
Total Votes Cast	74	100.00%	63	11	0
Contest Totals	83		71	12	0

REP REP IN CONGRESS 15TH DIS

Vote For 1

	TOTAL	VOTE %	Election Day	Absentee /Mail-in Ballots	Provisional
Glenn GT Thompson	78	100.00%	67	11	0
Write-In Totals	0	0.00%	0	0	0
Write-In: Ray Bilger	0	0.00%	0	0	0
Not Assigned	0	0.00%	0	0	0
Total Votes Cast	78	100.00%	67	11	0
Contest Totals	83		71	12	0

REP REP IN THE GEN ASSEM 68TH DIS

Vote For 1

	TOTAL	VOTE %	Election Day	Absentee /Mail-in Ballots	Provisional
Clint Owlett	80	98.77%	69	11	0
Write-In Totals	1	1.23%	0	1	0
Write-In: Quentin Gee	0	0.00%	0	0	0
Not Assigned	1	1.23%	0	1	0
Total Votes Cast	81	100.00%	69	12	0
Contest Totals	83		71	12	0

Deerfield Township

REP MEMBER OF THE REPUBLICAN STATE COMMITTEE

Vote For 2

	TOTAL	VOTE %		Election Day	Absentee /Mail-in Ballots	Provisional
Lauren Owlett	62	55.86%	<div style="width: 55.86%; background-color: #FFD700;"></div>	53	9	0
Gary Wilson	48	43.24%	<div style="width: 43.24%; background-color: #FFD700;"></div>	38	10	0
Write-In Totals	1	0.90%	<div style="width: 0.90%; background-color: #FFD700;"></div>	0	1	0
Not Assigned	1	0.90%	<div style="width: 0.90%; background-color: #FFD700;"></div>	0	1	0
Total Votes Cast	111	100.00%	<div style="width: 100.00%; background-color: #FFD700;"></div>	91	20	0
Contest Totals	166			142	24	0

REP REP COMM MAN Deerfield Township

Vote For 1

	TOTAL	VOTE %		Election Day	Absentee /Mail-in Ballots	Provisional
Write-In Totals	3	100.00%	<div style="width: 100.00%; background-color: #FFD700;"></div>	3	0	0
Not Assigned	3	100.00%	<div style="width: 100.00%; background-color: #FFD700;"></div>	3	0	0
Total Votes Cast	3	100.00%	<div style="width: 100.00%; background-color: #FFD700;"></div>	3	0	0
Contest Totals	83			71	12	0

REP REP COMM WOMAN Deerfield Township

Vote For 1

	TOTAL	VOTE %		Election Day	Absentee /Mail-in Ballots	Provisional
Write-In Totals	2	100.00%	<div style="width: 100.00%; background-color: #FFD700;"></div>	1	1	0
Not Assigned	2	100.00%	<div style="width: 100.00%; background-color: #FFD700;"></div>	1	1	0
Total Votes Cast	2	100.00%	<div style="width: 100.00%; background-color: #FFD700;"></div>	1	1	0
Contest Totals	83			71	12	0

Delmar Township North

Statistics	TOTAL	Election Day	Absentee /Mail-in Ballots	Provisional
Registered Voters - Total	1,297			
Registered Voters - Democratic	245			
Registered Voters - Republican	879			
Registered Voters - Nonpartisan	173			
Ballots Cast - Total	258	178	80	0
Ballots Cast - Democratic	80	30	50	0
Ballots Cast - Republican	178	148	30	0
Ballots Cast - Nonpartisan	0	0	0	0
Ballots Cast - Blank	0	0	0	0
Voter Turnout - Total	19.89%			
Voter Turnout - Democratic	32.65%			
Voter Turnout - Republican	20.25%			
Voter Turnout - Nonpartisan	0.00%			

DEM GOVERNOR

Vote For 1

	TOTAL	VOTE %		Election Day	Absentee /Mail-in Ballots	Provisional
Josh Shapiro	75	94.94%	<div style="width: 94.94%; background-color: #ffc107;"></div>	28	47	0
Write-In Totals	4	5.06%	<div style="width: 5.06%; background-color: #6c757d;"></div>	1	3	0
Write-In: Katie Muth	2	2.53%	<div style="width: 2.53%; background-color: #6c757d;"></div>	1	1	0
Write-In: Stacey Garrity	2	2.53%	<div style="width: 2.53%; background-color: #6c757d;"></div>	0	2	0
Not Assigned	0	0.00%	<div style="width: 0.00%; background-color: #6c757d;"></div>	0	0	0
Total Votes Cast	79	100.00%	<div style="width: 100.00%; background-color: #ffc107;"></div>	29	50	0
Contest Totals	80			30	50	0

DEM LIEUTENANT GOVERNOR

Vote For 1

	TOTAL	VOTE %		Election Day	Absentee /Mail-in Ballots	Provisional
Austin Davis	76	97.44%	<div style="width: 97.44%; background-color: #ffc107;"></div>	28	48	0
Write-In Totals	2	2.56%	<div style="width: 2.56%; background-color: #6c757d;"></div>	0	2	0
Write-In: Jason Richey	1	1.28%	<div style="width: 1.28%; background-color: #6c757d;"></div>	0	1	0
Not Assigned	1	1.28%	<div style="width: 1.28%; background-color: #6c757d;"></div>	0	1	0
Total Votes Cast	78	100.00%	<div style="width: 100.00%; background-color: #ffc107;"></div>	28	50	0
Contest Totals	80			30	50	0

Delmar Township North

DEM REP IN CONGRESS 15TH DIS

Vote For 1

	TOTAL	VOTE %	Election Day	Absentee /Mail-in Ballots	Provisional
Ray Bilger	76	96.20%	29	47	0
Write-In Totals	3	3.80%	1	2	0
Write-In: Glenn GT Thompson	2	2.53%	0	2	0
Not Assigned	1	1.27%	1	0	0
Total Votes Cast	79	100.00%	30	49	0
Contest Totals	80		30	50	0

DEM REP IN THE GEN ASSEM 68TH DIS

Vote For 1

	TOTAL	VOTE %	Election Day	Absentee /Mail-in Ballots	Provisional
Quentin Gee	77	97.47%	29	48	0
Write-In Totals	2	2.53%	0	2	0
Write-In: Clint Owlett	2	2.53%	0	2	0
Not Assigned	0	0.00%	0	0	0
Total Votes Cast	79	100.00%	29	50	0
Contest Totals	80		30	50	0

DEM MEMBER DEM STATE COMM 59TH DIST

Vote For 1

	TOTAL	VOTE %	Election Day	Absentee /Mail-in Ballots	Provisional
Write-In Totals	12	100.00%	6	6	0
Write-In: Jordan Omlar	3	25.00%	0	3	0
Write-In: Lisa Gephart	2	16.67%	0	2	0
Write-In: Brynn Hammarstrom	0	0.00%	0	0	0
Not Assigned	7	58.33%	6	1	0
Total Votes Cast	12	100.00%	6	6	0
Contest Totals	80		30	50	0

DEM DEM COMM Delmar Township N

Vote For 2

	TOTAL	VOTE %	Election Day	Absentee /Mail-in Ballots	Provisional
Sandra Beideman	77	88.51%	30	47	0
Write-In Totals	10	11.49%	7	3	0
Not Assigned	10	11.49%	7	3	0
Total Votes Cast	87	100.00%	37	50	0
Contest Totals	160		60	100	0

Delmar Township North

REP GOVERNOR

Vote For 1

	TOTAL	VOTE %	Election Day	Absentee /Mail-in Ballots	Provisional
Stacy Garrity	158	98.14%	132	26	0
Write-In Totals	3	1.86%	3	0	0
Write-In: Josh Shapiro	1	0.62%	1	0	0
Write-In: Katie Muth	1	0.62%	1	0	0
Write-In: Doug Mastriano	0	0.00%	0	0	0
Not Assigned	1	0.62%	1	0	0
Total Votes Cast	161	100.00%	135	26	0
Contest Totals	178		148	30	0

REP LIEUTENANT GOVERNOR

Vote For 1

	TOTAL	VOTE %	Election Day	Absentee /Mail-in Ballots	Provisional
John Ventre	40	26.85%	35	5	0
Jason Richey	109	73.15%	88	21	0
Write-In Totals	0	0.00%	0	0	0
Write-In: Austin Davis	0	0.00%	0	0	0
Not Assigned	0	0.00%	0	0	0
Total Votes Cast	149	100.00%	123	26	0
Contest Totals	178		148	30	0

REP REP IN CONGRESS 15TH DIS

Vote For 1

	TOTAL	VOTE %	Election Day	Absentee /Mail-in Ballots	Provisional
Glenn GT Thompson	161	98.77%	134	27	0
Write-In Totals	2	1.23%	2	0	0
Write-In: Ray Bilger	0	0.00%	0	0	0
Not Assigned	2	1.23%	2	0	0
Total Votes Cast	163	100.00%	136	27	0
Contest Totals	178		148	30	0

REP REP IN THE GEN ASSEM 68TH DIS

Vote For 1

	TOTAL	VOTE %	Election Day	Absentee /Mail-in Ballots	Provisional
Clint Owlett	167	97.09%	138	29	0
Write-In Totals	5	2.91%	5	0	0
Write-In: Quentin Gee	4	2.33%	4	0	0
Not Assigned	1	0.58%	1	0	0
Total Votes Cast	172	100.00%	143	29	0
Contest Totals	178		148	30	0

Delmar Township North

REP MEMBER OF THE REPUBLICAN STATE COMMITTEE

Vote For 2

	TOTAL	VOTE %		Election Day	Absentee /Mail-in Ballots	Provisional
Lauren Owlett	124	46.62%	<div style="width: 46.62%; background-color: #f0e68c;"></div>	99	25	0
Gary Wilson	141	53.01%	<div style="width: 53.01%; background-color: #f0e68c;"></div>	116	25	0
Write-In Totals	1	0.38%	<div style="width: 0.38%; background-color: #f0e68c;"></div>	1	0	0
Not Assigned	1	0.38%	<div style="width: 0.38%; background-color: #f0e68c;"></div>	1	0	0
Total Votes Cast	266	100.00%	<div style="width: 100.00%; background-color: #f0e68c;"></div>	216	50	0
Contest Totals	356			296	60	0

REP REP COMM MAN Delmar Township N

Vote For 1

	TOTAL	VOTE %		Election Day	Absentee /Mail-in Ballots	Provisional
Marc Rice	150	97.40%	<div style="width: 97.40%; background-color: #f0e68c;"></div>	123	27	0
Write-In Totals	4	2.60%	<div style="width: 2.60%; background-color: #f0e68c;"></div>	3	1	0
Not Assigned	4	2.60%	<div style="width: 2.60%; background-color: #f0e68c;"></div>	3	1	0
Total Votes Cast	154	100.00%	<div style="width: 100.00%; background-color: #f0e68c;"></div>	126	28	0
Contest Totals	178			148	30	0

REP REP COMM WOMAN Delmar Township N

Vote For 1

	TOTAL	VOTE %		Election Day	Absentee /Mail-in Ballots	Provisional
Chelsie Martin	157	98.12%	<div style="width: 98.12%; background-color: #f0e68c;"></div>	131	26	0
Write-In Totals	3	1.88%	<div style="width: 1.88%; background-color: #f0e68c;"></div>	2	1	0
Not Assigned	3	1.88%	<div style="width: 1.88%; background-color: #f0e68c;"></div>	2	1	0
Total Votes Cast	160	100.00%	<div style="width: 100.00%; background-color: #f0e68c;"></div>	133	27	0
Contest Totals	178			148	30	0

Delmar Township South

Statistics

	TOTAL	Election Day	Absentee /Mail-in Ballots	Provisional
Registered Voters - Total	672			
Registered Voters - Democratic	119			
Registered Voters - Republican	466			
Registered Voters - Nonpartisan	87			
Ballots Cast - Total	125	91	34	0
Ballots Cast - Democratic	30	11	19	0
Ballots Cast - Republican	95	80	15	0
Ballots Cast - Nonpartisan	0	0	0	0
Ballots Cast - Blank	0	0	0	0
Voter Turnout - Total	18.60%			
Voter Turnout - Democratic	25.21%			
Voter Turnout - Republican	20.39%			
Voter Turnout - Nonpartisan	0.00%			

DEM GOVERNOR

Vote For 1

	TOTAL	VOTE %		Election Day	Absentee /Mail-in Ballots	Provisional
Josh Shapiro	30	100.00%	<div style="width: 100%; height: 10px; background-color: #ffc107;"></div>	11	19	0
Write-In Totals	0	0.00%	<div style="width: 0%; height: 10px; background-color: #6c757d;"></div>	0	0	0
Write-In: Katie Muth	0	0.00%	<div style="width: 0%; height: 10px; background-color: #6c757d;"></div>	0	0	0
Write-In: Stacey Garrity	0	0.00%	<div style="width: 0%; height: 10px; background-color: #6c757d;"></div>	0	0	0
Not Assigned	0	0.00%	<div style="width: 0%; height: 10px; background-color: #6c757d;"></div>	0	0	0
Total Votes Cast	30	100.00%	<div style="width: 100%; height: 10px; background-color: #ffc107;"></div>	11	19	0
Contest Totals	30			11	19	0

DEM LIEUTENANT GOVERNOR

Vote For 1

	TOTAL	VOTE %		Election Day	Absentee /Mail-in Ballots	Provisional
Austin Davis	28	100.00%	<div style="width: 100%; height: 10px; background-color: #ffc107;"></div>	11	17	0
Write-In Totals	0	0.00%	<div style="width: 0%; height: 10px; background-color: #6c757d;"></div>	0	0	0
Write-In: Jason Richey	0	0.00%	<div style="width: 0%; height: 10px; background-color: #6c757d;"></div>	0	0	0
Not Assigned	0	0.00%	<div style="width: 0%; height: 10px; background-color: #6c757d;"></div>	0	0	0
Total Votes Cast	28	100.00%	<div style="width: 100%; height: 10px; background-color: #ffc107;"></div>	11	17	0
Contest Totals	30			11	19	0

Delmar Township South

DEM REP IN CONGRESS 15TH DIS

Vote For 1

	TOTAL	VOTE %		Election Day	Absentee /Mail-in Ballots	Provisional
Ray Bilger	29	100.00%	<div style="width: 100%; height: 10px; background-color: #ffc107;"></div>	11	18	0
Write-In Totals	0	0.00%	<div style="width: 0%; height: 10px; background-color: #6c757d;"></div>	0	0	0
Write-In: Glenn GT Thompson	0	0.00%	<div style="width: 0%; height: 10px; background-color: #6c757d;"></div>	0	0	0
Not Assigned	0	0.00%	<div style="width: 0%; height: 10px; background-color: #6c757d;"></div>	0	0	0
Total Votes Cast	29	100.00%	<div style="width: 100%; height: 10px; background-color: #ffc107;"></div>	11	18	0
Contest Totals	30			11	19	0

DEM REP IN THE GEN ASSEM 68TH DIS

Vote For 1

	TOTAL	VOTE %		Election Day	Absentee /Mail-in Ballots	Provisional
Quentin Gee	29	100.00%	<div style="width: 100%; height: 10px; background-color: #ffc107;"></div>	11	18	0
Write-In Totals	0	0.00%	<div style="width: 0%; height: 10px; background-color: #6c757d;"></div>	0	0	0
Write-In: Clint Owlett	0	0.00%	<div style="width: 0%; height: 10px; background-color: #6c757d;"></div>	0	0	0
Not Assigned	0	0.00%	<div style="width: 0%; height: 10px; background-color: #6c757d;"></div>	0	0	0
Total Votes Cast	29	100.00%	<div style="width: 100%; height: 10px; background-color: #ffc107;"></div>	11	18	0
Contest Totals	30			11	19	0

DEM MEMBER DEM STATE COMM 59TH DIST

Vote For 1

	TOTAL	VOTE %		Election Day	Absentee /Mail-in Ballots	Provisional
Write-In Totals	1	100.00%	<div style="width: 100%; height: 10px; background-color: #ffc107;"></div>	0	1	0
Write-In: Jordan Omlar	1	100.00%	<div style="width: 100%; height: 10px; background-color: #ffc107;"></div>	0	1	0
Write-In: Brynn Hammarstrom	0	0.00%	<div style="width: 0%; height: 10px; background-color: #6c757d;"></div>	0	0	0
Write-In: Lisa Gephart	0	0.00%	<div style="width: 0%; height: 10px; background-color: #6c757d;"></div>	0	0	0
Not Assigned	0	0.00%	<div style="width: 0%; height: 10px; background-color: #6c757d;"></div>	0	0	0
Total Votes Cast	1	100.00%	<div style="width: 100%; height: 10px; background-color: #ffc107;"></div>	0	1	0
Contest Totals	30			11	19	0

DEM DEM COMM Delmar Township S

Vote For 2

	TOTAL	VOTE %		Election Day	Absentee /Mail-in Ballots	Provisional
Write-In Totals	1	100.00%	<div style="width: 100%; height: 10px; background-color: #ffc107;"></div>	0	1	0
Not Assigned	1	100.00%	<div style="width: 100%; height: 10px; background-color: #ffc107;"></div>	0	1	0
Total Votes Cast	1	100.00%	<div style="width: 100%; height: 10px; background-color: #ffc107;"></div>	0	1	0
Contest Totals	60			22	38	0

Delmar Township South

REP GOVERNOR

Vote For 1

	TOTAL	VOTE %	Election Day	Absentee /Mail-in Ballots	Provisional
Stacy Garrity	87	94.57%	76	11	0
Write-In Totals	5	5.43%	3	2	0
Write-In: Doug Mastriano	4	4.35%	3	1	0
Write-In: Josh Shapiro	1	1.09%	0	1	0
Write-In: Katie Muth	0	0.00%	0	0	0
Not Assigned	0	0.00%	0	0	0
Total Votes Cast	92	100.00%	79	13	0
Contest Totals	95		80	15	0

REP LIEUTENANT GOVERNOR

Vote For 1

	TOTAL	VOTE %	Election Day	Absentee /Mail-in Ballots	Provisional
John Ventre	19	22.35%	16	3	0
Jason Richey	65	76.47%	58	7	0
Write-In Totals	1	1.18%	0	1	0
Write-In: Austin Davis	1	1.18%	0	1	0
Not Assigned	0	0.00%	0	0	0
Total Votes Cast	85	100.00%	74	11	0
Contest Totals	95		80	15	0

REP REP IN CONGRESS 15TH DIS

Vote For 1

	TOTAL	VOTE %	Election Day	Absentee /Mail-in Ballots	Provisional
Glenn GT Thompson	88	98.88%	77	11	0
Write-In Totals	1	1.12%	0	1	0
Write-In: Ray Bilger	1	1.12%	0	1	0
Not Assigned	0	0.00%	0	0	0
Total Votes Cast	89	100.00%	77	12	0
Contest Totals	95		80	15	0

REP REP IN THE GEN ASSEM 68TH DIS






Vote For 1

	TOTAL	VOTE %	Election Day	Absentee /Mail-in Ballots	Provisional
Clint Owlett	87	95.60%	73	14	0
Write-In Totals	4	4.40%	3	1	0
Write-In: Quentin Gee	1	1.10%	0	1	0
Not Assigned	3	3.30%	3	0	0
Total Votes Cast	91	100.00%	76	15	0
Contest Totals	95		80	15	0

Delmar Township South




REP MEMBER OF THE REPUBLICAN STATE COMMITTEE

Vote For 2

	TOTAL	VOTE %		Election Day	Absentee /Mail-in Ballots	Provisional
Lauren Owlett	79	52.32%		65	14	0
Gary Wilson	72	47.68%		60	12	0
Write-In Totals	0	0.00%		0	0	0
Not Assigned	0	0.00%		0	0	0
Total Votes Cast	151	100.00%		125	26	0
Contest Totals	190			160	30	0




REP REP COMM MAN Delmar Township S

Vote For 1

	TOTAL	VOTE %		Election Day	Absentee /Mail-in Ballots	Provisional
Write-In Totals	2	100.00%		2	0	0
Not Assigned	2	100.00%		2	0	0
Total Votes Cast	2	100.00%		2	0	0
Contest Totals	95			80	15	0

REP REP COMM WOMAN Delmar Township S

Vote For 1

	TOTAL	VOTE %		Election Day	Absentee /Mail-in Ballots	Provisional
Write-In Totals	3	100.00%		3	0	0
Not Assigned	3	100.00%		3	0	0
Total Votes Cast	3	100.00%		3	0	0
Contest Totals	95			80	15	0

Duncan Township

Statistics

	TOTAL	Election Day	Absentee /Mail-in Ballots	Provisional
Registered Voters - Total	127			
Registered Voters - Democratic	19			
Registered Voters - Republican	88			
Registered Voters - Nonpartisan	20			
Ballots Cast - Total	32	20	12	0
Ballots Cast - Democratic	8	5	3	0
Ballots Cast - Republican	24	15	9	0
Ballots Cast - Nonpartisan	0	0	0	0
Ballots Cast - Blank	0	0	0	0
Voter Turnout - Total	25.20%			
Voter Turnout - Democratic	42.11%			
Voter Turnout - Republican	27.27%			
Voter Turnout - Nonpartisan	0.00%			

DEM GOVERNOR

Vote For 1

	TOTAL	VOTE %		Election Day	Absentee /Mail-in Ballots	Provisional
Josh Shapiro	5	62.50%		2	3	0
Write-In Totals	3	37.50%		3	0	0
Write-In: Katie Muth	2	25.00%		2	0	0
Write-In: Stacey Garrity	1	12.50%		1	0	0
Not Assigned	0	0.00%		0	0	0
Total Votes Cast	8	100.00%		5	3	0
Contest Totals	8			5	3	0

DEM LIEUTENANT GOVERNOR

Vote For 1

	TOTAL	VOTE %		Election Day	Absentee /Mail-in Ballots	Provisional
Austin Davis	6	85.71%		4	2	0
Write-In Totals	1	14.29%		1	0	0
Write-In: Jason Richey	1	14.29%		1	0	0
Not Assigned	0	0.00%		0	0	0
Total Votes Cast	7	100.00%		5	2	0
Contest Totals	8			5	3	0

Duncan Township

DEM REP IN CONGRESS 15TH DIS

Vote For 1

	TOTAL	VOTE %		Election Day	Absentee /Mail-in Ballots	Provisional
Ray Bilger	5	71.43%	<div style="width: 71.43%;"><div style="width: 71.43%;"></div></div>	3	2	0
Write-In Totals	2	28.57%	<div style="width: 28.57%;"><div style="width: 28.57%;"></div></div>	2	0	0
Write-In: Glenn GT Thompson	2	28.57%	<div style="width: 28.57%;"><div style="width: 28.57%;"></div></div>	2	0	0
Not Assigned	0	0.00%	<div style="width: 0%;"><div style="width: 0%;"></div></div>	0	0	0
Total Votes Cast	7	100.00%	<div style="width: 100%;"><div style="width: 100%;"></div></div>	5	2	0
Contest Totals	8			5	3	0

DEM REP IN THE GEN ASSEM 68TH DIS

Vote For 1

	TOTAL	VOTE %		Election Day	Absentee /Mail-in Ballots	Provisional
Quentin Gee	4	66.67%	<div style="width: 66.67%;"><div style="width: 66.67%;"></div></div>	3	1	0
Write-In Totals	2	33.33%	<div style="width: 33.33%;"><div style="width: 33.33%;"></div></div>	2	0	0
Write-In: Clint Owlett	2	33.33%	<div style="width: 33.33%;"><div style="width: 33.33%;"></div></div>	2	0	0
Not Assigned	0	0.00%	<div style="width: 0%;"><div style="width: 0%;"></div></div>	0	0	0
Total Votes Cast	6	100.00%	<div style="width: 100%;"><div style="width: 100%;"></div></div>	5	1	0
Contest Totals	8			5	3	0

DEM MEMBER DEM STATE COMM 59TH DIST

Vote For 1

	TOTAL	VOTE %		Election Day	Absentee /Mail-in Ballots	Provisional
Write-In Totals	2	100.00%	<div style="width: 100%;"><div style="width: 100%;"></div></div>	2	0	0
Write-In: Brynn Hammarstrom	0	0.00%	<div style="width: 0%;"><div style="width: 0%;"></div></div>	0	0	0
Write-In: Lisa Gephart	0	0.00%	<div style="width: 0%;"><div style="width: 0%;"></div></div>	0	0	0
Write-In: Jordan Omlar	0	0.00%	<div style="width: 0%;"><div style="width: 0%;"></div></div>	0	0	0
Not Assigned	2	100.00%	<div style="width: 100%;"><div style="width: 100%;"></div></div>	2	0	0
Total Votes Cast	2	100.00%	<div style="width: 100%;"><div style="width: 100%;"></div></div>	2	0	0
Contest Totals	8			5	3	0

DEM DEM COMM Duncan Township

Vote For 2

	TOTAL	VOTE %		Election Day	Absentee /Mail-in Ballots	Provisional
Write-In Totals	3	100.00%	<div style="width: 100%;"><div style="width: 100%;"></div></div>	3	0	0
Not Assigned	3	100.00%	<div style="width: 100%;"><div style="width: 100%;"></div></div>	3	0	0
Total Votes Cast	3	100.00%	<div style="width: 100%;"><div style="width: 100%;"></div></div>	3	0	0
Contest Totals	16			10	6	0

Duncan Township

REP GOVERNOR

Vote For 1

	TOTAL	VOTE %		Election Day	Absentee /Mail-in Ballots	Provisional
Stacy Garrity	23	100.00%	<div style="width: 100%; height: 10px; background-color: #f0e68c;"></div>	15	8	0
Write-In Totals	0	0.00%	<div style="width: 0%; height: 10px; background-color: #d3d3d3;"></div>	0	0	0
Write-In: Josh Shapiro	0	0.00%	<div style="width: 0%; height: 10px; background-color: #d3d3d3;"></div>	0	0	0
Write-In: Katie Muth	0	0.00%	<div style="width: 0%; height: 10px; background-color: #d3d3d3;"></div>	0	0	0
Write-In: Doug Mastriano	0	0.00%	<div style="width: 0%; height: 10px; background-color: #d3d3d3;"></div>	0	0	0
Not Assigned	0	0.00%	<div style="width: 0%; height: 10px; background-color: #d3d3d3;"></div>	0	0	0
Total Votes Cast	23	100.00%	<div style="width: 100%; height: 10px; background-color: #f0e68c;"></div>	15	8	0
Contest Totals	24			15	9	0

REP LIEUTENANT GOVERNOR

Vote For 1

	TOTAL	VOTE %		Election Day	Absentee /Mail-in Ballots	Provisional
John Ventre	5	21.74%	<div style="width: 21.74%; height: 10px; background-color: #f0e68c;"></div>	3	2	0
Jason Richey	18	78.26%	<div style="width: 78.26%; height: 10px; background-color: #f0e68c;"></div>	11	7	0
Write-In Totals	0	0.00%	<div style="width: 0%; height: 10px; background-color: #d3d3d3;"></div>	0	0	0
Write-In: Austin Davis	0	0.00%	<div style="width: 0%; height: 10px; background-color: #d3d3d3;"></div>	0	0	0
Not Assigned	0	0.00%	<div style="width: 0%; height: 10px; background-color: #d3d3d3;"></div>	0	0	0
Total Votes Cast	23	100.00%	<div style="width: 100%; height: 10px; background-color: #f0e68c;"></div>	14	9	0
Contest Totals	24			15	9	0

REP REP IN CONGRESS 15TH DIS

Vote For 1

	TOTAL	VOTE %		Election Day	Absentee /Mail-in Ballots	Provisional
Glenn GT Thompson	22	100.00%	<div style="width: 100%; height: 10px; background-color: #f0e68c;"></div>	14	8	0
Write-In Totals	0	0.00%	<div style="width: 0%; height: 10px; background-color: #d3d3d3;"></div>	0	0	0
Write-In: Ray Bilger	0	0.00%	<div style="width: 0%; height: 10px; background-color: #d3d3d3;"></div>	0	0	0
Not Assigned	0	0.00%	<div style="width: 0%; height: 10px; background-color: #d3d3d3;"></div>	0	0	0
Total Votes Cast	22	100.00%	<div style="width: 100%; height: 10px; background-color: #f0e68c;"></div>	14	8	0
Contest Totals	24			15	9	0

REP REP IN THE GEN ASSEM 68TH DIS

Vote For 1

	TOTAL	VOTE %		Election Day	Absentee /Mail-in Ballots	Provisional
Clint Owlett	21	100.00%	<div style="width: 100%; height: 10px; background-color: #f0e68c;"></div>	14	7	0
Write-In Totals	0	0.00%	<div style="width: 0%; height: 10px; background-color: #d3d3d3;"></div>	0	0	0
Write-In: Quentin Gee	0	0.00%	<div style="width: 0%; height: 10px; background-color: #d3d3d3;"></div>	0	0	0
Not Assigned	0	0.00%	<div style="width: 0%; height: 10px; background-color: #d3d3d3;"></div>	0	0	0
Total Votes Cast	21	100.00%	<div style="width: 100%; height: 10px; background-color: #f0e68c;"></div>	14	7	0
Contest Totals	24			15	9	0

Duncan Township

REP MEMBER OF THE REPUBLICAN STATE COMMITTEE

Vote For 2

	TOTAL	VOTE %		Election Day	Absentee /Mail-in Ballots	Provisional
Lauren Owlett	20	57.14%	<div style="width: 57.14%; background-color: #FFD700;"></div>	13	7	0
Gary Wilson	15	42.86%	<div style="width: 42.86%; background-color: #FFD700;"></div>	11	4	0
Write-In Totals	0	0.00%	<div style="width: 0%; background-color: #FFD700;"></div>	0	0	0
Not Assigned	0	0.00%	<div style="width: 0%; background-color: #FFD700;"></div>	0	0	0
Total Votes Cast	35	100.00%	<div style="width: 100%; background-color: #FFD700;"></div>	24	11	0
Contest Totals	48			30	18	0

REP REP COMM MAN Duncan Township

Vote For 1

	TOTAL	VOTE %		Election Day	Absentee /Mail-in Ballots	Provisional
Write-In Totals	3	100.00%	<div style="width: 100%; background-color: #FFD700;"></div>	2	1	0
Not Assigned	3	100.00%	<div style="width: 100%; background-color: #FFD700;"></div>	2	1	0
Total Votes Cast	3	100.00%	<div style="width: 100%; background-color: #FFD700;"></div>	2	1	0
Contest Totals	24			15	9	0

REP REP COMM WOMAN Duncan Township

Vote For 1

	TOTAL	VOTE %		Election Day	Absentee /Mail-in Ballots	Provisional
Write-In Totals	1	100.00%	<div style="width: 100%; background-color: #FFD700;"></div>	0	1	0
Not Assigned	1	100.00%	<div style="width: 100%; background-color: #FFD700;"></div>	0	1	0
Total Votes Cast	1	100.00%	<div style="width: 100%; background-color: #FFD700;"></div>	0	1	0
Contest Totals	24			15	9	0

Elk Township

Statistics

	TOTAL	Election Day	Absentee /Mail-in Ballots	Provisional
Registered Voters - Total	27			
Registered Voters - Democratic	5			
Registered Voters - Republican	22			
Registered Voters - Nonpartisan	0			
Ballots Cast - Total	10	9	1	0
Ballots Cast - Democratic	1	0	1	0
Ballots Cast - Republican	9	9	0	0
Ballots Cast - Nonpartisan	0	0	0	0
Ballots Cast - Blank	0	0	0	0
Voter Turnout - Total	37.04%			
Voter Turnout - Democratic	20.00%			
Voter Turnout - Republican	40.91%			
Voter Turnout - Nonpartisan	0.00%			

DEM GOVERNOR

Vote For 1

	TOTAL	VOTE %		Election Day	Absentee /Mail-in Ballots	Provisional
Josh Shapiro	1	100.00%	<div style="width: 100%; height: 10px; background-color: #ffc107;"></div>	0	1	0
Write-In Totals	0	0.00%	<div style="width: 0%; height: 10px; background-color: #6c757d;"></div>	0	0	0
Write-In: Katie Muth	0	0.00%	<div style="width: 0%; height: 10px; background-color: #6c757d;"></div>	0	0	0
Write-In: Stacey Garrity	0	0.00%	<div style="width: 0%; height: 10px; background-color: #6c757d;"></div>	0	0	0
Not Assigned	0	0.00%	<div style="width: 0%; height: 10px; background-color: #6c757d;"></div>	0	0	0
Total Votes Cast	1	100.00%	<div style="width: 100%; height: 10px; background-color: #ffc107;"></div>	0	1	0
Contest Totals	1			0	1	0

DEM LIEUTENANT GOVERNOR

Vote For 1

	TOTAL	VOTE %		Election Day	Absentee /Mail-in Ballots	Provisional
Austin Davis	1	100.00%	<div style="width: 100%; height: 10px; background-color: #ffc107;"></div>	0	1	0
Write-In Totals	0	0.00%	<div style="width: 0%; height: 10px; background-color: #6c757d;"></div>	0	0	0
Write-In: Jason Richey	0	0.00%	<div style="width: 0%; height: 10px; background-color: #6c757d;"></div>	0	0	0
Not Assigned	0	0.00%	<div style="width: 0%; height: 10px; background-color: #6c757d;"></div>	0	0	0
Total Votes Cast	1	100.00%	<div style="width: 100%; height: 10px; background-color: #ffc107;"></div>	0	1	0
Contest Totals	1			0	1	0

Elk Township

DEM REP IN CONGRESS 15TH DIS

Vote For 1

	TOTAL	VOTE %		Election Day	Absentee /Mail-in Ballots	Provisional
Ray Bilger	1	100.00%	<div style="width: 100%;"></div>	0	1	0
Write-In Totals	0	0.00%	<div style="width: 0%;"></div>	0	0	0
Write-In: Glenn GT Thompson	0	0.00%	<div style="width: 0%;"></div>	0	0	0
Not Assigned	0	0.00%	<div style="width: 0%;"></div>	0	0	0
Total Votes Cast	1	100.00%	<div style="width: 100%;"></div>	0	1	0
Contest Totals	1			0	1	0

DEM REP IN THE GEN ASSEM 68TH DIS

Vote For 1

	TOTAL	VOTE %		Election Day	Absentee /Mail-in Ballots	Provisional
Quentin Gee	1	100.00%	<div style="width: 100%;"></div>	0	1	0
Write-In Totals	0	0.00%	<div style="width: 0%;"></div>	0	0	0
Write-In: Clint Owlett	0	0.00%	<div style="width: 0%;"></div>	0	0	0
Not Assigned	0	0.00%	<div style="width: 0%;"></div>	0	0	0
Total Votes Cast	1	100.00%	<div style="width: 100%;"></div>	0	1	0
Contest Totals	1			0	1	0

DEM MEMBER DEM STATE COMM 59TH DIST

Vote For 1

	TOTAL	VOTE %		Election Day	Absentee /Mail-in Ballots	Provisional
Write-In Totals	0		<div style="width: 0%;"></div>	0	0	0
Write-In: Brynn Hammarstrom	0		<div style="width: 0%;"></div>	0	0	0
Write-In: Lisa Gephart	0		<div style="width: 0%;"></div>	0	0	0
Write-In: Jordan Omlar	0		<div style="width: 0%;"></div>	0	0	0
Not Assigned	0		<div style="width: 0%;"></div>	0	0	0
Total Votes Cast	0		<div style="width: 0%;"></div>	0	0	0
Contest Totals	1			0	1	0

DEM DEM COMM Elk Township

Vote For 2

	TOTAL	VOTE %		Election Day	Absentee /Mail-in Ballots	Provisional
Write-In Totals	0		<div style="width: 0%;"></div>	0	0	0
Not Assigned	0		<div style="width: 0%;"></div>	0	0	0
Total Votes Cast	0		<div style="width: 0%;"></div>	0	0	0
Contest Totals	2			0	2	0

Elk Township

REP GOVERNOR

Vote For 1

	TOTAL	VOTE %	Election Day	Absentee /Mail-in Ballots	Provisional
Stacy Garrity	7	100.00%	7	0	0
Write-In Totals	0	0.00%	0	0	0
Write-In: Josh Shapiro	0	0.00%	0	0	0
Write-In: Katie Muth	0	0.00%	0	0	0
Write-In: Doug Mastriano	0	0.00%	0	0	0
Not Assigned	0	0.00%	0	0	0
Total Votes Cast	7	100.00%	7	0	0
Contest Totals	9		9	0	0

REP LIEUTENANT GOVERNOR

Vote For 1

	TOTAL	VOTE %	Election Day	Absentee /Mail-in Ballots	Provisional
John Ventre	2	28.57%	2	0	0
Jason Richey	5	71.43%	5	0	0
Write-In Totals	0	0.00%	0	0	0
Write-In: Austin Davis	0	0.00%	0	0	0
Not Assigned	0	0.00%	0	0	0
Total Votes Cast	7	100.00%	7	0	0
Contest Totals	9		9	0	0

REP REP IN CONGRESS 15TH DIS

Vote For 1

	TOTAL	VOTE %	Election Day	Absentee /Mail-in Ballots	Provisional
Glenn GT Thompson	7	100.00%	7	0	0
Write-In Totals	0	0.00%	0	0	0
Write-In: Ray Bilger	0	0.00%	0	0	0
Not Assigned	0	0.00%	0	0	0
Total Votes Cast	7	100.00%	7	0	0
Contest Totals	9		9	0	0

REP REP IN THE GEN ASSEM 68TH DIS

Vote For 1

	TOTAL	VOTE %	Election Day	Absentee /Mail-in Ballots	Provisional
Clint Owlett	9	100.00%	9	0	0
Write-In Totals	0	0.00%	0	0	0
Write-In: Quentin Gee	0	0.00%	0	0	0
Not Assigned	0	0.00%	0	0	0
Total Votes Cast	9	100.00%	9	0	0
Contest Totals	9		9	0	0

Elk Township

REP MEMBER OF THE REPUBLICAN STATE COMMITTEE

Vote For 2

	TOTAL	VOTE %		Election Day	Absentee /Mail-in Ballots	Provisional
Lauren Owlett	7	53.85%	<div style="width: 53.85%; background-color: #FFD700;"></div>	7	0	0
Gary Wilson	6	46.15%	<div style="width: 46.15%; background-color: #FFD700;"></div>	6	0	0
Write-In Totals	0	0.00%	<div style="width: 0%; background-color: #FFD700;"></div>	0	0	0
Not Assigned	0	0.00%	<div style="width: 0%; background-color: #FFD700;"></div>	0	0	0
Total Votes Cast	13	100.00%	<div style="width: 100%; background-color: #FFD700;"></div>	13	0	0
Contest Totals	18			18	0	0

REP REP COMM MAN Elk Township

Vote For 1

	TOTAL	VOTE %		Election Day	Absentee /Mail-in Ballots	Provisional
Write-In Totals	2	100.00%	<div style="width: 100%; background-color: #FFD700;"></div>	2	0	0
Not Assigned	2	100.00%	<div style="width: 100%; background-color: #FFD700;"></div>	2	0	0
Total Votes Cast	2	100.00%	<div style="width: 100%; background-color: #FFD700;"></div>	2	0	0
Contest Totals	9			9	0	0

REP REP COMM WOMAN Elk Township

Vote For 1

	TOTAL	VOTE %		Election Day	Absentee /Mail-in Ballots	Provisional
Write-In Totals	2	100.00%	<div style="width: 100%; background-color: #FFD700;"></div>	2	0	0
Not Assigned	2	100.00%	<div style="width: 100%; background-color: #FFD700;"></div>	2	0	0
Total Votes Cast	2	100.00%	<div style="width: 100%; background-color: #FFD700;"></div>	2	0	0
Contest Totals	9			9	0	0

Elkland Borough

Statistics

	TOTAL	Election Day	Absentee /Mail-in Ballots	Provisional
Registered Voters - Total	1,030			
Registered Voters - Democratic	252			
Registered Voters - Republican	628			
Registered Voters - Nonpartisan	150			
Ballots Cast - Total	145	107	38	0
Ballots Cast - Democratic	52	40	12	0
Ballots Cast - Republican	93	67	26	0
Ballots Cast - Nonpartisan	0	0	0	0
Ballots Cast - Blank	1	1	0	0
Voter Turnout - Total	14.08%			
Voter Turnout - Democratic	20.63%			
Voter Turnout - Republican	14.81%			
Voter Turnout - Nonpartisan	0.00%			

DEM GOVERNOR

Vote For 1

	TOTAL	VOTE %		Election Day	Absentee /Mail-in Ballots	Provisional
Josh Shapiro	46	92.00%	<div style="width: 92%; background-color: #ffc107;"></div>	34	12	0
Write-In Totals	4	8.00%	<div style="width: 8%; background-color: #6c757d;"></div>	4	0	0
Write-In: Stacey Garrity	4	8.00%	<div style="width: 8%; background-color: #6c757d;"></div>	4	0	0
Write-In: Katie Muth	0	0.00%	<div style="width: 0%; background-color: #6c757d;"></div>	0	0	0
Not Assigned	0	0.00%	<div style="width: 0%; background-color: #6c757d;"></div>	0	0	0
Total Votes Cast	50	100.00%	<div style="width: 100%; background-color: #ffc107;"></div>	38	12	0
Contest Totals	52			40	12	0

DEM LIEUTENANT GOVERNOR

Vote For 1

	TOTAL	VOTE %		Election Day	Absentee /Mail-in Ballots	Provisional
Austin Davis	48	94.12%	<div style="width: 94.12%; background-color: #ffc107;"></div>	36	12	0
Write-In Totals	3	5.88%	<div style="width: 5.88%; background-color: #6c757d;"></div>	3	0	0
Write-In: Jason Richey	2	3.92%	<div style="width: 3.92%; background-color: #6c757d;"></div>	2	0	0
Not Assigned	1	1.96%	<div style="width: 1.96%; background-color: #6c757d;"></div>	1	0	0
Total Votes Cast	51	100.00%	<div style="width: 100%; background-color: #ffc107;"></div>	39	12	0
Contest Totals	52			40	12	0

Elkland Borough

DEM REP IN CONGRESS 15TH DIS

Vote For 1

	TOTAL	VOTE %	Election Day	Absentee /Mail-in Ballots	Provisional
Ray Bilger	48	94.12%	36	12	0
Write-In Totals	3	5.88%	3	0	0
Write-In: Glenn GT Thompson	3	5.88%	3	0	0
Not Assigned	0	0.00%	0	0	0
Total Votes Cast	51	100.00%	39	12	0
Contest Totals	52		40	12	0

DEM REP IN THE GEN ASSEM 68TH DIS

Vote For 1

	TOTAL	VOTE %	Election Day	Absentee /Mail-in Ballots	Provisional
Quentin Gee	47	95.92%	35	12	0
Write-In Totals	2	4.08%	2	0	0
Write-In: Clint Owlett	2	4.08%	2	0	0
Not Assigned	0	0.00%	0	0	0
Total Votes Cast	49	100.00%	37	12	0
Contest Totals	52		40	12	0

DEM MEMBER DEM STATE COMM 59TH DIST

Vote For 1

	TOTAL	VOTE %	Election Day	Absentee /Mail-in Ballots	Provisional
Write-In Totals	8	100.00%	6	2	0
Write-In: Jordan Omlar	2	25.00%	0	2	0
Write-In: Brynn Hammarstrom	0	0.00%	0	0	0
Write-In: Lisa Gephart	0	0.00%	0	0	0
Not Assigned	6	75.00%	6	0	0
Total Votes Cast	8	100.00%	6	2	0
Contest Totals	52		40	12	0

DEM DEM COMM Elkland Borough

Vote For 2

	TOTAL	VOTE %	Election Day	Absentee /Mail-in Ballots	Provisional
Write-In Totals	6	100.00%	6	0	0
Not Assigned	6	100.00%	6	0	0
Total Votes Cast	6	100.00%	6	0	0
Contest Totals	104		80	24	0

Elkland Borough

REP GOVERNOR

Vote For 1

	TOTAL	VOTE %	Election Day	Absentee /Mail-in Ballots	Provisional
Stacy Garrity	74	90.24%	54	20	0
Write-In Totals	8	9.76%	7	1	0
Write-In: Josh Shapiro	0	0.00%	0	0	0
Write-In: Katie Muth	0	0.00%	0	0	0
Write-In: Doug Mastriano	0	0.00%	0	0	0
Not Assigned	8	9.76%	7	1	0
Total Votes Cast	82	100.00%	61	21	0
Contest Totals	93		67	26	0

REP LIEUTENANT GOVERNOR

Vote For 1

	TOTAL	VOTE %	Election Day	Absentee /Mail-in Ballots	Provisional
John Ventre	25	31.65%	19	6	0
Jason Richey	50	63.29%	37	13	0
Write-In Totals	4	5.06%	3	1	0
Write-In: Austin Davis	1	1.27%	1	0	0
Not Assigned	3	3.80%	2	1	0
Total Votes Cast	79	100.00%	59	20	0
Contest Totals	93		67	26	0

REP REP IN CONGRESS 15TH DIS

Vote For 1

	TOTAL	VOTE %	Election Day	Absentee /Mail-in Ballots	Provisional
Glenn GT Thompson	80	94.12%	58	22	0
Write-In Totals	5	5.88%	4	1	0
Write-In: Ray Bilger	3	3.53%	3	0	0
Not Assigned	2	2.35%	1	1	0
Total Votes Cast	85	100.00%	62	23	0
Contest Totals	93		67	26	0

REP REP IN THE GEN ASSEM 68TH DIS

Vote For 1

	TOTAL	VOTE %	Election Day	Absentee /Mail-in Ballots	Provisional
Clint Owlett	84	92.31%	59	25	0
Write-In Totals	7	7.69%	6	1	0
Write-In: Quentin Gee	4	4.40%	4	0	0
Not Assigned	3	3.30%	2	1	0
Total Votes Cast	91	100.00%	65	26	0
Contest Totals	93		67	26	0

Elkland Borough

REP MEMBER OF THE REPUBLICAN STATE COMMITTEE

Vote For 2

	TOTAL	VOTE %	Election Day	Absentee /Mail-in Ballots	Provisional
Lauren Owlett	75	56.82%	53	22	0
Gary Wilson	49	37.12%	32	17	0
Write-In Totals	8	6.06%	6	2	0
Not Assigned	8	6.06%	6	2	0
Total Votes Cast	132	100.00%	91	41	0
Contest Totals	186		134	52	0

REP REP COMM MAN Elkland Borough

Vote For 1

	TOTAL	VOTE %	Election Day	Absentee /Mail-in Ballots	Provisional
Write-In Totals	8	100.00%	5	3	0
Not Assigned	8	100.00%	5	3	0
Total Votes Cast	8	100.00%	5	3	0
Contest Totals	93		67	26	0

REP REP COMM WOMAN Elkland Borough

Vote For 1

	TOTAL	VOTE %	Election Day	Absentee /Mail-in Ballots	Provisional
Write-In Totals	7	100.00%	4	3	0
Not Assigned	7	100.00%	4	3	0
Total Votes Cast	7	100.00%	4	3	0
Contest Totals	93		67	26	0

Farmington Township

Statistics

	TOTAL	Election Day	Absentee /Mail-in Ballots	Provisional
Registered Voters - Total	481			
Registered Voters - Democratic	80			
Registered Voters - Republican	332			
Registered Voters - Nonpartisan	69			
Ballots Cast - Total	87	75	12	0
Ballots Cast - Democratic	16	10	6	0
Ballots Cast - Republican	71	65	6	0
Ballots Cast - Nonpartisan	0	0	0	0
Ballots Cast - Blank	0	0	0	0
Voter Turnout - Total	18.09%			
Voter Turnout - Democratic	20.00%			
Voter Turnout - Republican	21.39%			
Voter Turnout - Nonpartisan	0.00%			

DEM GOVERNOR

Vote For 1

	TOTAL	VOTE %		Election Day	Absentee /Mail-in Ballots	Provisional
Josh Shapiro	15	100.00%	<div style="width: 100%; height: 10px; background-color: #ffc107;"></div>	10	5	0
Write-In Totals	0	0.00%	<div style="width: 0%; height: 10px; background-color: #6c757d;"></div>	0	0	0
Write-In: Katie Muth	0	0.00%	<div style="width: 0%; height: 10px; background-color: #6c757d;"></div>	0	0	0
Write-In: Stacey Garrity	0	0.00%	<div style="width: 0%; height: 10px; background-color: #6c757d;"></div>	0	0	0
Not Assigned	0	0.00%	<div style="width: 0%; height: 10px; background-color: #6c757d;"></div>	0	0	0
Total Votes Cast	15	100.00%	<div style="width: 100%; height: 10px; background-color: #ffc107;"></div>	10	5	0
Contest Totals	16			10	6	0

DEM LIEUTENANT GOVERNOR

Vote For 1

	TOTAL	VOTE %		Election Day	Absentee /Mail-in Ballots	Provisional
Austin Davis	15	100.00%	<div style="width: 100%; height: 10px; background-color: #ffc107;"></div>	10	5	0
Write-In Totals	0	0.00%	<div style="width: 0%; height: 10px; background-color: #6c757d;"></div>	0	0	0
Write-In: Jason Richey	0	0.00%	<div style="width: 0%; height: 10px; background-color: #6c757d;"></div>	0	0	0
Not Assigned	0	0.00%	<div style="width: 0%; height: 10px; background-color: #6c757d;"></div>	0	0	0
Total Votes Cast	15	100.00%	<div style="width: 100%; height: 10px; background-color: #ffc107;"></div>	10	5	0
Contest Totals	16			10	6	0

Farmington Township

DEM REP IN CONGRESS 15TH DIS

Vote For 1

	TOTAL	VOTE %		Election Day	Absentee /Mail-in Ballots	Provisional
Ray Bilger	15	100.00%	<div style="width: 100%; height: 10px; background-color: #f0e68c;"></div>	10	5	0
Write-In Totals	0	0.00%	<div style="width: 0%; height: 10px; background-color: #d3d3d3;"></div>	0	0	0
Write-In: Glenn GT Thompson	0	0.00%	<div style="width: 0%; height: 10px; background-color: #d3d3d3;"></div>	0	0	0
Not Assigned	0	0.00%	<div style="width: 0%; height: 10px; background-color: #d3d3d3;"></div>	0	0	0
Total Votes Cast	15	100.00%	<div style="width: 100%; height: 10px; background-color: #f0e68c;"></div>	10	5	0
Contest Totals	16			10	6	0

DEM REP IN THE GEN ASSEM 68TH DIS

Vote For 1

	TOTAL	VOTE %		Election Day	Absentee /Mail-in Ballots	Provisional
Quentin Gee	16	100.00%	<div style="width: 100%; height: 10px; background-color: #f0e68c;"></div>	10	6	0
Write-In Totals	0	0.00%	<div style="width: 0%; height: 10px; background-color: #d3d3d3;"></div>	0	0	0
Write-In: Clint Owlett	0	0.00%	<div style="width: 0%; height: 10px; background-color: #d3d3d3;"></div>	0	0	0
Not Assigned	0	0.00%	<div style="width: 0%; height: 10px; background-color: #d3d3d3;"></div>	0	0	0
Total Votes Cast	16	100.00%	<div style="width: 100%; height: 10px; background-color: #f0e68c;"></div>	10	6	0
Contest Totals	16			10	6	0

DEM MEMBER DEM STATE COMM 59TH DIST

Vote For 1

	TOTAL	VOTE %		Election Day	Absentee /Mail-in Ballots	Provisional
Write-In Totals	0			0	0	0
Write-In: Brynn Hammarstrom	0			0	0	0
Write-In: Lisa Gephart	0			0	0	0
Write-In: Jordan Omlar	0			0	0	0
Not Assigned	0			0	0	0
Total Votes Cast	0			0	0	0
Contest Totals	16			10	6	0

DEM DEM COMM Farmington Township

Vote For 2

	TOTAL	VOTE %		Election Day	Absentee /Mail-in Ballots	Provisional
Write-In Totals	0			0	0	0
Not Assigned	0			0	0	0
Total Votes Cast	0			0	0	0
Contest Totals	32			20	12	0

Farmington Township

REP GOVERNOR

Vote For 1

	TOTAL	VOTE %	Election Day	Absentee /Mail-in Ballots	Provisional
Stacy Garrity	65	95.59%	59	6	0
Write-In Totals	3	4.41%	3	0	0
Write-In: Josh Shapiro	0	0.00%	0	0	0
Write-In: Katie Muth	0	0.00%	0	0	0
Write-In: Doug Mastriano	0	0.00%	0	0	0
Not Assigned	3	4.41%	3	0	0
Total Votes Cast	68	100.00%	62	6	0
Contest Totals	71		65	6	0

REP LIEUTENANT GOVERNOR

Vote For 1

	TOTAL	VOTE %	Election Day	Absentee /Mail-in Ballots	Provisional
John Ventre	24	38.71%	21	3	0
Jason Richey	38	61.29%	36	2	0
Write-In Totals	0	0.00%	0	0	0
Write-In: Austin Davis	0	0.00%	0	0	0
Not Assigned	0	0.00%	0	0	0
Total Votes Cast	62	100.00%	57	5	0
Contest Totals	71		65	6	0

REP REP IN CONGRESS 15TH DIS

Vote For 1

	TOTAL	VOTE %	Election Day	Absentee /Mail-in Ballots	Provisional
Glenn GT Thompson	61	95.31%	57	4	0
Write-In Totals	3	4.69%	1	2	0
Write-In: Ray Bilger	0	0.00%	0	0	0
Not Assigned	3	4.69%	1	2	0
Total Votes Cast	64	100.00%	58	6	0
Contest Totals	71		65	6	0

REP REP IN THE GEN ASSEM 68TH DIS

Vote For 1

	TOTAL	VOTE %	Election Day	Absentee /Mail-in Ballots	Provisional
Clint Owlett	63	94.03%	59	4	0
Write-In Totals	4	5.97%	2	2	0
Write-In: Quentin Gee	0	0.00%	0	0	0
Not Assigned	4	5.97%	2	2	0
Total Votes Cast	67	100.00%	61	6	0
Contest Totals	71		65	6	0

Farmington Township

REP MEMBER OF THE REPUBLICAN STATE COMMITTEE

Vote For 2

	TOTAL	VOTE %		Election Day	Absentee /Mail-in Ballots	Provisional
Lauren Owlett	56	50.91%	<div style="width: 50.91%;"><div style="width: 50.91%;"></div></div>	53	3	0
Gary Wilson	54	49.09%	<div style="width: 49.09%;"><div style="width: 49.09%;"></div></div>	48	6	0
Write-In Totals	0	0.00%	<div style="width: 0.00%;"><div style="width: 0.00%;"></div></div>	0	0	0
Not Assigned	0	0.00%	<div style="width: 0.00%;"><div style="width: 0.00%;"></div></div>	0	0	0
Total Votes Cast	110	100.00%	<div style="width: 100.00%;"><div style="width: 100.00%;"></div></div>	101	9	0
Contest Totals	142			130	12	0

REP REP COMM MAN Farmington Township

Vote For 1

	TOTAL	VOTE %		Election Day	Absentee /Mail-in Ballots	Provisional
Write-In Totals	3	100.00%	<div style="width: 100.00%;"><div style="width: 100.00%;"></div></div>	1	2	0
Not Assigned	3	100.00%	<div style="width: 100.00%;"><div style="width: 100.00%;"></div></div>	1	2	0
Total Votes Cast	3	100.00%	<div style="width: 100.00%;"><div style="width: 100.00%;"></div></div>	1	2	0
Contest Totals	71			65	6	0

REP REP COMM WOMAN Farmington Township

Vote For 1

	TOTAL	VOTE %		Election Day	Absentee /Mail-in Ballots	Provisional
Write-In Totals	3	100.00%	<div style="width: 100.00%;"><div style="width: 100.00%;"></div></div>	1	2	0
Not Assigned	3	100.00%	<div style="width: 100.00%;"><div style="width: 100.00%;"></div></div>	1	2	0
Total Votes Cast	3	100.00%	<div style="width: 100.00%;"><div style="width: 100.00%;"></div></div>	1	2	0
Contest Totals	71			65	6	0

Gaines Township

Statistics

	TOTAL	Election Day	Absentee /Mail-in Ballots	Provisional
Registered Voters - Total	398			
Registered Voters - Democratic	82			
Registered Voters - Republican	274			
Registered Voters - Nonpartisan	42			
Ballots Cast - Total	110	86	24	0
Ballots Cast - Democratic	33	19	14	0
Ballots Cast - Republican	77	67	10	0
Ballots Cast - Nonpartisan	0	0	0	0
Ballots Cast - Blank	1	0	1	0
Voter Turnout - Total	27.64%			
Voter Turnout - Democratic	40.24%			
Voter Turnout - Republican	28.10%			
Voter Turnout - Nonpartisan	0.00%			

DEM GOVERNOR

Vote For 1

	TOTAL	VOTE %		Election Day	Absentee /Mail-in Ballots	Provisional
Josh Shapiro	28	87.50%	<div style="width: 87.5%;"><div style="width: 87.5%;"></div></div>	16	12	0
Write-In Totals	4	12.50%	<div style="width: 12.5%;"><div style="width: 12.5%;"></div></div>	3	1	0
Write-In: Katie Muth	0	0.00%	<div style="width: 0%;"><div style="width: 0%;"></div></div>	0	0	0
Write-In: Stacey Garrity	0	0.00%	<div style="width: 0%;"><div style="width: 0%;"></div></div>	0	0	0
Not Assigned	4	12.50%	<div style="width: 12.5%;"><div style="width: 12.5%;"></div></div>	3	1	0
Total Votes Cast	32	100.00%	<div style="width: 100%;"><div style="width: 100%;"></div></div>	19	13	0
Contest Totals	33			19	14	0

DEM LIEUTENANT GOVERNOR

Vote For 1

	TOTAL	VOTE %		Election Day	Absentee /Mail-in Ballots	Provisional
Austin Davis	28	100.00%	<div style="width: 100%;"><div style="width: 100%;"></div></div>	15	13	0
Write-In Totals	0	0.00%	<div style="width: 0%;"><div style="width: 0%;"></div></div>	0	0	0
Write-In: Jason Richey	0	0.00%	<div style="width: 0%;"><div style="width: 0%;"></div></div>	0	0	0
Not Assigned	0	0.00%	<div style="width: 0%;"><div style="width: 0%;"></div></div>	0	0	0
Total Votes Cast	28	100.00%	<div style="width: 100%;"><div style="width: 100%;"></div></div>	15	13	0
Contest Totals	33			19	14	0

Gaines Township

DEM REP IN CONGRESS 15TH DIS

Vote For 1

	TOTAL	VOTE %		Election Day	Absentee /Mail-in Ballots	Provisional
Ray Bilger	28	100.00%	<div style="width: 100%; height: 10px; background-color: #ffc107;"></div>	15	13	0
Write-In Totals	0	0.00%	<div style="width: 0%; height: 10px; background-color: #6c757d;"></div>	0	0	0
Write-In: Glenn GT Thompson	0	0.00%	<div style="width: 0%; height: 10px; background-color: #6c757d;"></div>	0	0	0
Not Assigned	0	0.00%	<div style="width: 0%; height: 10px; background-color: #6c757d;"></div>	0	0	0
Total Votes Cast	28	100.00%	<div style="width: 100%; height: 10px; background-color: #ffc107;"></div>	15	13	0
Contest Totals	33			19	14	0

DEM REP IN THE GEN ASSEM 68TH DIS

Vote For 1

	TOTAL	VOTE %		Election Day	Absentee /Mail-in Ballots	Provisional
Quentin Gee	25	86.21%	<div style="width: 86.21%; height: 10px; background-color: #ffc107;"></div>	14	11	0
Write-In Totals	4	13.79%	<div style="width: 13.79%; height: 10px; background-color: #6c757d;"></div>	3	1	0
Write-In: Clint Owlett	4	13.79%	<div style="width: 13.79%; height: 10px; background-color: #6c757d;"></div>	3	1	0
Not Assigned	0	0.00%	<div style="width: 0%; height: 10px; background-color: #6c757d;"></div>	0	0	0
Total Votes Cast	29	100.00%	<div style="width: 100%; height: 10px; background-color: #ffc107;"></div>	17	12	0
Contest Totals	33			19	14	0

DEM MEMBER DEM STATE COMM 59TH DIST

Vote For 1

	TOTAL	VOTE %		Election Day	Absentee /Mail-in Ballots	Provisional
Write-In Totals	3	100.00%	<div style="width: 100%; height: 10px; background-color: #ffc107;"></div>	1	2	0
Write-In: Lisa Gephart	1	33.33%	<div style="width: 33.33%; height: 10px; background-color: #ffc107;"></div>	0	1	0
Write-In: Brynn Hammarstrom	0	0.00%	<div style="width: 0%; height: 10px; background-color: #6c757d;"></div>	0	0	0
Write-In: Jordan Omlar	0	0.00%	<div style="width: 0%; height: 10px; background-color: #6c757d;"></div>	0	0	0
Not Assigned	2	66.67%	<div style="width: 66.67%; height: 10px; background-color: #ffc107;"></div>	1	1	0
Total Votes Cast	3	100.00%	<div style="width: 100%; height: 10px; background-color: #ffc107;"></div>	1	2	0
Contest Totals	33			19	14	0

DEM DEM COMM Gaines Township

Vote For 2

	TOTAL	VOTE %		Election Day	Absentee /Mail-in Ballots	Provisional
Write-In Totals	6	100.00%	<div style="width: 100%; height: 10px; background-color: #ffc107;"></div>	1	5	0
Not Assigned	6	100.00%	<div style="width: 100%; height: 10px; background-color: #ffc107;"></div>	1	5	0
Total Votes Cast	6	100.00%	<div style="width: 100%; height: 10px; background-color: #ffc107;"></div>	1	5	0
Contest Totals	66			38	28	0

Gaines Township

REP GOVERNOR

Vote For 1

	TOTAL	VOTE %		Election Day	Absentee /Mail-in Ballots	Provisional
Stacy Garrity	72	100.00%	<div style="width: 100%; height: 10px; background-color: #ffc107;"></div>	63	9	0
Write-In Totals	0	0.00%	<div style="width: 0%; height: 10px; background-color: #6c757d;"></div>	0	0	0
Write-In: Josh Shapiro	0	0.00%	<div style="width: 0%; height: 10px; background-color: #6c757d;"></div>	0	0	0
Write-In: Katie Muth	0	0.00%	<div style="width: 0%; height: 10px; background-color: #6c757d;"></div>	0	0	0
Write-In: Doug Mastriano	0	0.00%	<div style="width: 0%; height: 10px; background-color: #6c757d;"></div>	0	0	0
Not Assigned	0	0.00%	<div style="width: 0%; height: 10px; background-color: #6c757d;"></div>	0	0	0
Total Votes Cast	72	100.00%	<div style="width: 100%; height: 10px; background-color: #ffc107;"></div>	63	9	0
Contest Totals	77			67	10	0

REP LIEUTENANT GOVERNOR

Vote For 1

	TOTAL	VOTE %		Election Day	Absentee /Mail-in Ballots	Provisional
John Ventre	13	19.12%	<div style="width: 19.12%; height: 10px; background-color: #ffc107;"></div>	9	4	0
Jason Richey	55	80.88%	<div style="width: 80.88%; height: 10px; background-color: #ffc107;"></div>	50	5	0
Write-In Totals	0	0.00%	<div style="width: 0%; height: 10px; background-color: #6c757d;"></div>	0	0	0
Write-In: Austin Davis	0	0.00%	<div style="width: 0%; height: 10px; background-color: #6c757d;"></div>	0	0	0
Not Assigned	0	0.00%	<div style="width: 0%; height: 10px; background-color: #6c757d;"></div>	0	0	0
Total Votes Cast	68	100.00%	<div style="width: 100%; height: 10px; background-color: #ffc107;"></div>	59	9	0
Contest Totals	77			67	10	0

REP REP IN CONGRESS 15TH DIS

Vote For 1

	TOTAL	VOTE %		Election Day	Absentee /Mail-in Ballots	Provisional
Glenn GT Thompson	67	98.53%	<div style="width: 98.53%; height: 10px; background-color: #ffc107;"></div>	58	9	0
Write-In Totals	1	1.47%	<div style="width: 1.47%; height: 10px; background-color: #6c757d;"></div>	1	0	0
Write-In: Ray Bilger	0	0.00%	<div style="width: 0%; height: 10px; background-color: #6c757d;"></div>	0	0	0
Not Assigned	1	1.47%	<div style="width: 1.47%; height: 10px; background-color: #6c757d;"></div>	1	0	0
Total Votes Cast	68	100.00%	<div style="width: 100%; height: 10px; background-color: #ffc107;"></div>	59	9	0
Contest Totals	77			67	10	0

REP REP IN THE GEN ASSEM 68TH DIS

Vote For 1

	TOTAL	VOTE %		Election Day	Absentee /Mail-in Ballots	Provisional
Clint Owlett	75	98.68%	<div style="width: 98.68%; height: 10px; background-color: #ffc107;"></div>	65	10	0
Write-In Totals	1	1.32%	<div style="width: 1.32%; height: 10px; background-color: #6c757d;"></div>	1	0	0
Write-In: Quentin Gee	0	0.00%	<div style="width: 0%; height: 10px; background-color: #6c757d;"></div>	0	0	0
Not Assigned	1	1.32%	<div style="width: 1.32%; height: 10px; background-color: #6c757d;"></div>	1	0	0
Total Votes Cast	76	100.00%	<div style="width: 100%; height: 10px; background-color: #ffc107;"></div>	66	10	0
Contest Totals	77			67	10	0

Gaines Township

REP MEMBER OF THE REPUBLICAN STATE COMMITTEE

Vote For 2

	TOTAL	VOTE %		Election Day	Absentee /Mail-in Ballots	Provisional
Lauren Owlett	65	60.19%	<div style="width: 60.19%; background-color: #f1c40f;"></div>	56	9	0
Gary Wilson	43	39.81%	<div style="width: 39.81%; background-color: #f1c40f;"></div>	36	7	0
Write-In Totals	0	0.00%	<div style="width: 0.00%; background-color: #f1c40f;"></div>	0	0	0
Not Assigned	0	0.00%	<div style="width: 0.00%; background-color: #f1c40f;"></div>	0	0	0
Total Votes Cast	108	100.00%	<div style="width: 100.00%; background-color: #f1c40f;"></div>	92	16	0
Contest Totals	154			134	20	0

REP REP COMM MAN Gaines Township

Vote For 1

	TOTAL	VOTE %		Election Day	Absentee /Mail-in Ballots	Provisional
Write-In Totals	6	100.00%	<div style="width: 100.00%; background-color: #f1c40f;"></div>	5	1	0
Not Assigned	6	100.00%	<div style="width: 100.00%; background-color: #f1c40f;"></div>	5	1	0
Total Votes Cast	6	100.00%	<div style="width: 100.00%; background-color: #f1c40f;"></div>	5	1	0
Contest Totals	77			67	10	0

REP REP COMM WOMAN Gaines Township

Vote For 1

	TOTAL	VOTE %		Election Day	Absentee /Mail-in Ballots	Provisional
Sandra L. Stevens	70	100.00%	<div style="width: 100.00%; background-color: #f1c40f;"></div>	62	8	0
Write-In Totals	0	0.00%	<div style="width: 0.00%; background-color: #f1c40f;"></div>	0	0	0
Not Assigned	0	0.00%	<div style="width: 0.00%; background-color: #f1c40f;"></div>	0	0	0
Total Votes Cast	70	100.00%	<div style="width: 100.00%; background-color: #f1c40f;"></div>	62	8	0
Contest Totals	77			67	10	0







Hamilton Township

Statistics

	TOTAL	Election Day	Absentee /Mail-in Ballots	Provisional
Registered Voters - Total	306			
Registered Voters - Democratic	54			
Registered Voters - Republican	209			
Registered Voters - Nonpartisan	43			
Ballots Cast - Total	59	47	12	0
Ballots Cast - Democratic	13	6	7	0
Ballots Cast - Republican	46	41	5	0
Ballots Cast - Nonpartisan	0	0	0	0
Ballots Cast - Blank	0	0	0	0
Voter Turnout - Total	19.28%			
Voter Turnout - Democratic	24.07%			
Voter Turnout - Republican	22.01%			
Voter Turnout - Nonpartisan	0.00%			






DEM GOVERNOR

Vote For 1

	TOTAL	VOTE %		Election Day	Absentee /Mail-in Ballots	Provisional
Josh Shapiro	8	66.67%		2	6	0
Write-In Totals	4	33.33%		3	1	0
Write-In: Katie Muth	2	16.67%		2	0	0
Write-In: Stacey Garrity	1	8.33%		1	0	0
Not Assigned	1	8.33%		0	1	0
Total Votes Cast	12	100.00%		5	7	0
Contest Totals	13			6	7	0

DEM LIEUTENANT GOVERNOR

Vote For 1

	TOTAL	VOTE %		Election Day	Absentee /Mail-in Ballots	Provisional
Austin Davis	10	90.91%		3	7	0
Write-In Totals	1	9.09%		1	0	0
Write-In: Jason Richey	0	0.00%		0	0	0
Not Assigned	1	9.09%		1	0	0
Total Votes Cast	11	100.00%		4	7	0
Contest Totals	13			6	7	0

Hamilton Township

DEM REP IN CONGRESS 15TH DIS

Vote For 1

	TOTAL	VOTE %	Election Day	Absentee /Mail-in Ballots	Provisional
Ray Bilger	9	90.00%	3	6	0
Write-In Totals	1	10.00%	1	0	0
Write-In: Glenn GT Thompson	1	10.00%	1	0	0
Not Assigned	0	0.00%	0	0	0
Total Votes Cast	10	100.00%	4	6	0
Contest Totals	13		6	7	0

DEM REP IN THE GEN ASSEM 68TH DIS

Vote For 1

	TOTAL	VOTE %	Election Day	Absentee /Mail-in Ballots	Provisional
Quentin Gee	10	90.91%	3	7	0
Write-In Totals	1	9.09%	1	0	0
Write-In: Clint Owlett	1	9.09%	1	0	0
Not Assigned	0	0.00%	0	0	0
Total Votes Cast	11	100.00%	4	7	0
Contest Totals	13		6	7	0

DEM MEMBER DEM STATE COMM 59TH DIST

Vote For 1

	TOTAL	VOTE %	Election Day	Absentee /Mail-in Ballots	Provisional
Write-In Totals	1	100.00%	1	0	0
Write-In: Brynn Hammarstrom	0	0.00%	0	0	0
Write-In: Lisa Gephart	0	0.00%	0	0	0
Write-In: Jordan Omlar	0	0.00%	0	0	0
Not Assigned	1	100.00%	1	0	0
Total Votes Cast	1	100.00%	1	0	0
Contest Totals	13		6	7	0

DEM DEM COMM Hamilton Township

Vote For 2

	TOTAL	VOTE %	Election Day	Absentee /Mail-in Ballots	Provisional
Write-In Totals	2	100.00%	2	0	0
Not Assigned	2	100.00%	2	0	0
Total Votes Cast	2	100.00%	2	0	0
Contest Totals	26		12	14	0

Hamilton Township

REP GOVERNOR

Vote For 1

	TOTAL	VOTE %		Election Day	Absentee /Mail-in Ballots	Provisional
Stacy Garrity	40	100.00%	<div style="width: 100%; height: 10px; background-color: #f0e68c;"></div>	36	4	0
Write-In Totals	0	0.00%	<div style="width: 0%; height: 10px; background-color: #d3d3d3;"></div>	0	0	0
Write-In: Josh Shapiro	0	0.00%	<div style="width: 0%; height: 10px; background-color: #d3d3d3;"></div>	0	0	0
Write-In: Katie Muth	0	0.00%	<div style="width: 0%; height: 10px; background-color: #d3d3d3;"></div>	0	0	0
Write-In: Doug Mastriano	0	0.00%	<div style="width: 0%; height: 10px; background-color: #d3d3d3;"></div>	0	0	0
Not Assigned	0	0.00%	<div style="width: 0%; height: 10px; background-color: #d3d3d3;"></div>	0	0	0
Total Votes Cast	40	100.00%	<div style="width: 100%; height: 10px; background-color: #f0e68c;"></div>	36	4	0
Contest Totals	46			41	5	0

REP LIEUTENANT GOVERNOR

Vote For 1

	TOTAL	VOTE %		Election Day	Absentee /Mail-in Ballots	Provisional
John Ventre	10	26.32%	<div style="width: 26.32%; height: 10px; background-color: #f0e68c;"></div>	7	3	0
Jason Richey	28	73.68%	<div style="width: 73.68%; height: 10px; background-color: #f0e68c;"></div>	27	1	0
Write-In Totals	0	0.00%	<div style="width: 0%; height: 10px; background-color: #d3d3d3;"></div>	0	0	0
Write-In: Austin Davis	0	0.00%	<div style="width: 0%; height: 10px; background-color: #d3d3d3;"></div>	0	0	0
Not Assigned	0	0.00%	<div style="width: 0%; height: 10px; background-color: #d3d3d3;"></div>	0	0	0
Total Votes Cast	38	100.00%	<div style="width: 100%; height: 10px; background-color: #f0e68c;"></div>	34	4	0
Contest Totals	46			41	5	0

REP REP IN CONGRESS 15TH DIS

Vote For 1

	TOTAL	VOTE %		Election Day	Absentee /Mail-in Ballots	Provisional
Glenn GT Thompson	40	100.00%	<div style="width: 100%; height: 10px; background-color: #f0e68c;"></div>	36	4	0
Write-In Totals	0	0.00%	<div style="width: 0%; height: 10px; background-color: #d3d3d3;"></div>	0	0	0
Write-In: Ray Bilger	0	0.00%	<div style="width: 0%; height: 10px; background-color: #d3d3d3;"></div>	0	0	0
Not Assigned	0	0.00%	<div style="width: 0%; height: 10px; background-color: #d3d3d3;"></div>	0	0	0
Total Votes Cast	40	100.00%	<div style="width: 100%; height: 10px; background-color: #f0e68c;"></div>	36	4	0
Contest Totals	46			41	5	0

REP REP IN THE GEN ASSEM 68TH DIS

Vote For 1

	TOTAL	VOTE %		Election Day	Absentee /Mail-in Ballots	Provisional
Clint Owlett	44	100.00%	<div style="width: 100%; height: 10px; background-color: #f0e68c;"></div>	39	5	0
Write-In Totals	0	0.00%	<div style="width: 0%; height: 10px; background-color: #d3d3d3;"></div>	0	0	0
Write-In: Quentin Gee	0	0.00%	<div style="width: 0%; height: 10px; background-color: #d3d3d3;"></div>	0	0	0
Not Assigned	0	0.00%	<div style="width: 0%; height: 10px; background-color: #d3d3d3;"></div>	0	0	0
Total Votes Cast	44	100.00%	<div style="width: 100%; height: 10px; background-color: #f0e68c;"></div>	39	5	0
Contest Totals	46			41	5	0

Hamilton Township

REP MEMBER OF THE REPUBLICAN STATE COMMITTEE

Vote For 2

	TOTAL	VOTE %	Election Day	Absentee /Mail-in Ballots	Provisional
Lauren Owlett	32	50.00%	27	5	0
Gary Wilson	32	50.00%	28	4	0
Write-In Totals	0	0.00%	0	0	0
Not Assigned	0	0.00%	0	0	0
Total Votes Cast	64	100.00%	55	9	0
Contest Totals	92		82	10	0

REP REP COMM MAN Hamilton Township

Vote For 1

	TOTAL	VOTE %	Election Day	Absentee /Mail-in Ballots	Provisional
Write-In Totals	0		0	0	0
Not Assigned	0		0	0	0
Total Votes Cast	0		0	0	0
Contest Totals	46		41	5	0

REP REP COMM WOMAN Hamilton Township

Vote For 1

	TOTAL	VOTE %	Election Day	Absentee /Mail-in Ballots	Provisional
Write-In Totals	0		0	0	0
Not Assigned	0		0	0	0
Total Votes Cast	0		0	0	0
Contest Totals	46		41	5	0

Jackson Township

Statistics

	TOTAL	Election Day	Absentee /Mail-in Ballots	Provisional
Registered Voters - Total	1,306			
Registered Voters - Democratic	202			
Registered Voters - Republican	914			
Registered Voters - Nonpartisan	190			
Ballots Cast - Total	224	169	55	0
Ballots Cast - Democratic	47	27	20	0
Ballots Cast - Republican	177	142	35	0
Ballots Cast - Nonpartisan	0	0	0	0
Ballots Cast - Blank	0	0	0	0
Voter Turnout - Total	17.15%			
Voter Turnout - Democratic	23.27%			
Voter Turnout - Republican	19.37%			
Voter Turnout - Nonpartisan	0.00%			

DEM GOVERNOR

Vote For 1

	TOTAL	VOTE %		Election Day	Absentee /Mail-in Ballots	Provisional
Josh Shapiro	47	100.00%	<div style="width: 100%; height: 10px; background-color: #ffc107;"></div>	27	20	0
Write-In Totals	0	0.00%	<div style="width: 0%; height: 10px; background-color: #6c757d;"></div>	0	0	0
Write-In: Katie Muth	0	0.00%	<div style="width: 0%; height: 10px; background-color: #6c757d;"></div>	0	0	0
Write-In: Stacey Garrity	0	0.00%	<div style="width: 0%; height: 10px; background-color: #6c757d;"></div>	0	0	0
Not Assigned	0	0.00%	<div style="width: 0%; height: 10px; background-color: #6c757d;"></div>	0	0	0
Total Votes Cast	47	100.00%	<div style="width: 100%; height: 10px; background-color: #ffc107;"></div>	27	20	0
Contest Totals	47			27	20	0

DEM LIEUTENANT GOVERNOR

Vote For 1

	TOTAL	VOTE %		Election Day	Absentee /Mail-in Ballots	Provisional
Austin Davis	46	97.87%	<div style="width: 97.87%; height: 10px; background-color: #ffc107;"></div>	26	20	0
Write-In Totals	1	2.13%	<div style="width: 2.13%; height: 10px; background-color: #6c757d;"></div>	1	0	0
Write-In: Jason Richey	0	0.00%	<div style="width: 0%; height: 10px; background-color: #6c757d;"></div>	0	0	0
Not Assigned	1	2.13%	<div style="width: 2.13%; height: 10px; background-color: #6c757d;"></div>	1	0	0
Total Votes Cast	47	100.00%	<div style="width: 100%; height: 10px; background-color: #ffc107;"></div>	27	20	0
Contest Totals	47			27	20	0

Jackson Township

DEM REP IN CONGRESS 15TH DIS

Vote For 1

	TOTAL	VOTE %		Election Day	Absentee /Mail-in Ballots	Provisional
Ray Bilger	46	97.87%	<div style="width: 97.87%; background-color: #ffc107;"></div>	26	20	0
Write-In Totals	1	2.13%	<div style="width: 2.13%; background-color: #6c757d;"></div>	1	0	0
Write-In: Glenn GT Thompson	0	0.00%	<div style="width: 0%; background-color: #6c757d;"></div>	0	0	0
Not Assigned	1	2.13%	<div style="width: 2.13%; background-color: #6c757d;"></div>	1	0	0
Total Votes Cast	47	100.00%	<div style="width: 100%; background-color: #ffc107;"></div>	27	20	0
Contest Totals	47			27	20	0

DEM REP IN THE GEN ASSEM 68TH DIS

Vote For 1

	TOTAL	VOTE %		Election Day	Absentee /Mail-in Ballots	Provisional
Quentin Gee	46	97.87%	<div style="width: 97.87%; background-color: #ffc107;"></div>	26	20	0
Write-In Totals	1	2.13%	<div style="width: 2.13%; background-color: #6c757d;"></div>	1	0	0
Write-In: Clint Owlett	0	0.00%	<div style="width: 0%; background-color: #6c757d;"></div>	0	0	0
Not Assigned	1	2.13%	<div style="width: 2.13%; background-color: #6c757d;"></div>	1	0	0
Total Votes Cast	47	100.00%	<div style="width: 100%; background-color: #ffc107;"></div>	27	20	0
Contest Totals	47			27	20	0

DEM MEMBER DEM STATE COMM 59TH DIST

Vote For 1

	TOTAL	VOTE %		Election Day	Absentee /Mail-in Ballots	Provisional
Write-In Totals	5	100.00%	<div style="width: 100%; background-color: #ffc107;"></div>	3	2	0
Write-In: Lisa Gephart	2	40.00%	<div style="width: 40%; background-color: #ffc107;"></div>	0	2	0
Write-In: Brynn Hammarstrom	0	0.00%	<div style="width: 0%; background-color: #6c757d;"></div>	0	0	0
Write-In: Jordan Omlar	0	0.00%	<div style="width: 0%; background-color: #6c757d;"></div>	0	0	0
Not Assigned	3	60.00%	<div style="width: 60%; background-color: #ffc107;"></div>	3	0	0
Total Votes Cast	5	100.00%	<div style="width: 100%; background-color: #ffc107;"></div>	3	2	0
Contest Totals	47			27	20	0

DEM DEM COMM Jackson Township

Vote For 2

	TOTAL	VOTE %		Election Day	Absentee /Mail-in Ballots	Provisional
Write-In Totals	8	100.00%	<div style="width: 100%; background-color: #ffc107;"></div>	6	2	0
Not Assigned	8	100.00%	<div style="width: 100%; background-color: #ffc107;"></div>	6	2	0
Total Votes Cast	8	100.00%	<div style="width: 100%; background-color: #ffc107;"></div>	6	2	0
Contest Totals	94			54	40	0

Jackson Township

REP GOVERNOR

Vote For 1

	TOTAL	VOTE %	Election Day	Absentee /Mail-in Ballots	Provisional
Stacy Garrity	160	95.81%	130	30	0
Write-In Totals	7	4.19%	6	1	0
Write-In: Josh Shapiro	1	0.60%	0	1	0
Write-In: Katie Muth	0	0.00%	0	0	0
Write-In: Doug Mastriano	0	0.00%	0	0	0
Not Assigned	6	3.59%	6	0	0
Total Votes Cast	167	100.00%	136	31	0
Contest Totals	177		142	35	0

REP LIEUTENANT GOVERNOR

Vote For 1

	TOTAL	VOTE %	Election Day	Absentee /Mail-in Ballots	Provisional
John Ventre	45	27.61%	33	12	0
Jason Richey	111	68.10%	93	18	0
Write-In Totals	7	4.29%	6	1	0
Write-In: Austin Davis	2	1.23%	1	1	0
Not Assigned	5	3.07%	5	0	0
Total Votes Cast	163	100.00%	132	31	0
Contest Totals	177		142	35	0

REP REP IN CONGRESS 15TH DIS

Vote For 1

	TOTAL	VOTE %	Election Day	Absentee /Mail-in Ballots	Provisional
Glenn GT Thompson	157	97.52%	128	29	0
Write-In Totals	4	2.48%	3	1	0
Write-In: Ray Bilger	1	0.62%	0	1	0
Not Assigned	3	1.86%	3	0	0
Total Votes Cast	161	100.00%	131	30	0
Contest Totals	177		142	35	0

REP REP IN THE GEN ASSEM 68TH DIS

Vote For 1

	TOTAL	VOTE %	Election Day	Absentee /Mail-in Ballots	Provisional
Clint Owlett	165	97.06%	133	32	0
Write-In Totals	5	2.94%	4	1	0
Write-In: Quentin Gee	3	1.76%	2	1	0
Not Assigned	2	1.18%	2	0	0
Total Votes Cast	170	100.00%	137	33	0
Contest Totals	177		142	35	0

Jackson Township

REP MEMBER OF THE REPUBLICAN STATE COMMITTEE

Vote For 2

	TOTAL	VOTE %		Election Day	Absentee /Mail-in Ballots	Provisional
Lauren Owlett	145	53.90%	<div style="width: 53.90%; background-color: #FFD700;"></div>	114	31	0
Gary Wilson	121	44.98%	<div style="width: 44.98%; background-color: #FFD700;"></div>	96	25	0
Write-In Totals	3	1.12%	<div style="width: 1.12%; background-color: #FFD700;"></div>	3	0	0
Not Assigned	3	1.12%	<div style="width: 1.12%; background-color: #FFD700;"></div>	3	0	0
Total Votes Cast	269	100.00%	<div style="width: 100.00%; background-color: #FFD700;"></div>	213	56	0
Contest Totals	354			284	70	0

REP REP COMM MAN Jackson Township

Vote For 1

	TOTAL	VOTE %		Election Day	Absentee /Mail-in Ballots	Provisional
Write-In Totals	17	100.00%	<div style="width: 100.00%; background-color: #FFD700;"></div>	14	3	0
Not Assigned	17	100.00%	<div style="width: 100.00%; background-color: #FFD700;"></div>	14	3	0
Total Votes Cast	17	100.00%	<div style="width: 100.00%; background-color: #FFD700;"></div>	14	3	0
Contest Totals	177			142	35	0

REP REP COMM WOMAN Jackson Township

Vote For 1

	TOTAL	VOTE %		Election Day	Absentee /Mail-in Ballots	Provisional
Write-In Totals	9	100.00%	<div style="width: 100.00%; background-color: #FFD700;"></div>	8	1	0
Not Assigned	9	100.00%	<div style="width: 100.00%; background-color: #FFD700;"></div>	8	1	0
Total Votes Cast	9	100.00%	<div style="width: 100.00%; background-color: #FFD700;"></div>	8	1	0
Contest Totals	177			142	35	0

Knoxville Borough

Statistics

	TOTAL	Election Day	Absentee /Mail-in Ballots	Provisional
Registered Voters - Total	414			
Registered Voters - Democratic	90			
Registered Voters - Republican	257			
Registered Voters - Nonpartisan	67			
Ballots Cast - Total	66	59	7	0
Ballots Cast - Democratic	22	18	4	0
Ballots Cast - Republican	44	41	3	0
Ballots Cast - Nonpartisan	0	0	0	0
Ballots Cast - Blank	0	0	0	0
Voter Turnout - Total	15.94%			
Voter Turnout - Democratic	24.44%			
Voter Turnout - Republican	17.12%			
Voter Turnout - Nonpartisan	0.00%			

DEM GOVERNOR

Vote For 1

	TOTAL	VOTE %		Election Day	Absentee /Mail-in Ballots	Provisional
Josh Shapiro	22	100.00%	<div style="width: 100%; height: 10px; background-color: #ffc107;"></div>	18	4	0
Write-In Totals	0	0.00%	<div style="width: 0%; height: 10px; background-color: #6c757d;"></div>	0	0	0
Write-In: Katie Muth	0	0.00%	<div style="width: 0%; height: 10px; background-color: #6c757d;"></div>	0	0	0
Write-In: Stacey Garrity	0	0.00%	<div style="width: 0%; height: 10px; background-color: #6c757d;"></div>	0	0	0
Not Assigned	0	0.00%	<div style="width: 0%; height: 10px; background-color: #6c757d;"></div>	0	0	0
Total Votes Cast	22	100.00%	<div style="width: 100%; height: 10px; background-color: #ffc107;"></div>	18	4	0
Contest Totals	22			18	4	0

DEM LIEUTENANT GOVERNOR

Vote For 1

	TOTAL	VOTE %		Election Day	Absentee /Mail-in Ballots	Provisional
Austin Davis	21	100.00%	<div style="width: 100%; height: 10px; background-color: #ffc107;"></div>	17	4	0
Write-In Totals	0	0.00%	<div style="width: 0%; height: 10px; background-color: #6c757d;"></div>	0	0	0
Write-In: Jason Richey	0	0.00%	<div style="width: 0%; height: 10px; background-color: #6c757d;"></div>	0	0	0
Not Assigned	0	0.00%	<div style="width: 0%; height: 10px; background-color: #6c757d;"></div>	0	0	0
Total Votes Cast	21	100.00%	<div style="width: 100%; height: 10px; background-color: #ffc107;"></div>	17	4	0
Contest Totals	22			18	4	0

Knoxville Borough

DEM REP IN CONGRESS 15TH DIS

Vote For 1

	TOTAL	VOTE %		Election Day	Absentee /Mail-in Ballots	Provisional
Ray Bilger	20	100.00%	<div style="width: 100%; height: 10px; background-color: #ffc107;"></div>	16	4	0
Write-In Totals	0	0.00%	<div style="width: 0%; height: 10px; background-color: #6c757d;"></div>	0	0	0
Write-In: Glenn GT Thompson	0	0.00%	<div style="width: 0%; height: 10px; background-color: #6c757d;"></div>	0	0	0
Not Assigned	0	0.00%	<div style="width: 0%; height: 10px; background-color: #6c757d;"></div>	0	0	0
Total Votes Cast	20	100.00%	<div style="width: 100%; height: 10px; background-color: #ffc107;"></div>	16	4	0
Contest Totals	22			18	4	0

DEM REP IN THE GEN ASSEM 68TH DIS

Vote For 1

	TOTAL	VOTE %		Election Day	Absentee /Mail-in Ballots	Provisional
Quentin Gee	20	100.00%	<div style="width: 100%; height: 10px; background-color: #ffc107;"></div>	16	4	0
Write-In Totals	0	0.00%	<div style="width: 0%; height: 10px; background-color: #6c757d;"></div>	0	0	0
Write-In: Clint Owlett	0	0.00%	<div style="width: 0%; height: 10px; background-color: #6c757d;"></div>	0	0	0
Not Assigned	0	0.00%	<div style="width: 0%; height: 10px; background-color: #6c757d;"></div>	0	0	0
Total Votes Cast	20	100.00%	<div style="width: 100%; height: 10px; background-color: #ffc107;"></div>	16	4	0
Contest Totals	22			18	4	0

DEM MEMBER DEM STATE COMM 59TH DIST

Vote For 1

	TOTAL	VOTE %		Election Day	Absentee /Mail-in Ballots	Provisional
Write-In Totals	3	100.00%	<div style="width: 100%; height: 10px; background-color: #ffc107;"></div>	2	1	0
Write-In: Brynn Hammarstrom	0	0.00%	<div style="width: 0%; height: 10px; background-color: #6c757d;"></div>	0	0	0
Write-In: Lisa Gephart	0	0.00%	<div style="width: 0%; height: 10px; background-color: #6c757d;"></div>	0	0	0
Write-In: Jordan Omlar	0	0.00%	<div style="width: 0%; height: 10px; background-color: #6c757d;"></div>	0	0	0
Not Assigned	3	100.00%	<div style="width: 100%; height: 10px; background-color: #ffc107;"></div>	2	1	0
Total Votes Cast	3	100.00%	<div style="width: 100%; height: 10px; background-color: #ffc107;"></div>	2	1	0
Contest Totals	22			18	4	0

DEM DEM COMM Knoxville Borough

Vote For 2

	TOTAL	VOTE %		Election Day	Absentee /Mail-in Ballots	Provisional
Write-In Totals	4	100.00%	<div style="width: 100%; height: 10px; background-color: #ffc107;"></div>	3	1	0
Not Assigned	4	100.00%	<div style="width: 100%; height: 10px; background-color: #ffc107;"></div>	3	1	0
Total Votes Cast	4	100.00%	<div style="width: 100%; height: 10px; background-color: #ffc107;"></div>	3	1	0
Contest Totals	44			36	8	0

Knoxville Borough

REP GOVERNOR

Vote For 1

	TOTAL	VOTE %	Election Day	Absentee /Mail-in Ballots	Provisional
Stacy Garrity	36	97.30%	34	2	0
Write-In Totals	1	2.70%	0	1	0
Write-In: Josh Shapiro	1	2.70%	0	1	0
Write-In: Katie Muth	0	0.00%	0	0	0
Write-In: Doug Mastriano	0	0.00%	0	0	0
Not Assigned	0	0.00%	0	0	0
Total Votes Cast	37	100.00%	34	3	0
Contest Totals	44		41	3	0

REP LIEUTENANT GOVERNOR

Vote For 1

	TOTAL	VOTE %	Election Day	Absentee /Mail-in Ballots	Provisional
John Ventre	7	20.00%	6	1	0
Jason Richey	28	80.00%	28	0	0
Write-In Totals	0	0.00%	0	0	0
Write-In: Austin Davis	0	0.00%	0	0	0
Not Assigned	0	0.00%	0	0	0
Total Votes Cast	35	100.00%	34	1	0
Contest Totals	44		41	3	0

REP REP IN CONGRESS 15TH DIS

Vote For 1

	TOTAL	VOTE %	Election Day	Absentee /Mail-in Ballots	Provisional
Glenn GT Thompson	37	97.37%	36	1	0
Write-In Totals	1	2.63%	0	1	0
Write-In: Ray Bilger	1	2.63%	0	1	0
Not Assigned	0	0.00%	0	0	0
Total Votes Cast	38	100.00%	36	2	0
Contest Totals	44		41	3	0

REP REP IN THE GEN ASSEM 68TH DIS

Vote For 1

	TOTAL	VOTE %	Election Day	Absentee /Mail-in Ballots	Provisional
Clint Owlett	42	97.67%	40	2	0
Write-In Totals	1	2.33%	0	1	0
Write-In: Quentin Gee	1	2.33%	0	1	0
Not Assigned	0	0.00%	0	0	0
Total Votes Cast	43	100.00%	40	3	0
Contest Totals	44		41	3	0

Knoxville Borough

REP MEMBER OF THE REPUBLICAN STATE COMMITTEE

Vote For 2

	TOTAL	VOTE %		Election Day	Absentee /Mail-in Ballots	Provisional
Lauren Owlett	35	59.32%	<div style="width: 59.32%; background-color: #f0e68c;"></div>	33	2	0
Gary Wilson	24	40.68%	<div style="width: 40.68%; background-color: #d3d3d3;"></div>	22	2	0
Write-In Totals	0	0.00%	<div style="width: 0%; background-color: #d3d3d3;"></div>	0	0	0
Not Assigned	0	0.00%	<div style="width: 0%; background-color: #d3d3d3;"></div>	0	0	0
Total Votes Cast	59	100.00%	<div style="width: 100%; background-color: #f0e68c;"></div>	55	4	0
Contest Totals	88			82	6	0

REP REP COMM MAN Knoxville Borough

Vote For 1

	TOTAL	VOTE %		Election Day	Absentee /Mail-in Ballots	Provisional
Write-In Totals	0		<div style="width: 0%; background-color: #d3d3d3;"></div>	0	0	0
Not Assigned	0		<div style="width: 0%; background-color: #d3d3d3;"></div>	0	0	0
Total Votes Cast	0		<div style="width: 0%; background-color: #d3d3d3;"></div>	0	0	0
Contest Totals	44			41	3	0

REP REP COMM WOMAN Knoxville Borough

Vote For 1

	TOTAL	VOTE %		Election Day	Absentee /Mail-in Ballots	Provisional
Write-In Totals	0		<div style="width: 0%; background-color: #d3d3d3;"></div>	0	0	0
Not Assigned	0		<div style="width: 0%; background-color: #d3d3d3;"></div>	0	0	0
Total Votes Cast	0		<div style="width: 0%; background-color: #d3d3d3;"></div>	0	0	0
Contest Totals	44			41	3	0

Lawrence Township

Statistics

	TOTAL	Election Day	Absentee /Mail-in Ballots	Provisional
Registered Voters - Total	1,087			
Registered Voters - Democratic	153			
Registered Voters - Republican	754			
Registered Voters - Nonpartisan	180			
Ballots Cast - Total	147	108	39	0
Ballots Cast - Democratic	33	14	19	0
Ballots Cast - Republican	114	94	20	0
Ballots Cast - Nonpartisan	0	0	0	0
Ballots Cast - Blank	0	0	0	0
Voter Turnout - Total	13.52%			
Voter Turnout - Democratic	21.57%			
Voter Turnout - Republican	15.12%			
Voter Turnout - Nonpartisan	0.00%			

DEM GOVERNOR

Vote For 1

	TOTAL	VOTE %		Election Day	Absentee /Mail-in Ballots	Provisional
Josh Shapiro	31	93.94%	<div style="width: 93.94%; background-color: #ffc107;"></div>	14	17	0
Write-In Totals	2	6.06%	<div style="width: 6.06%; background-color: #6c757d;"></div>	0	2	0
Write-In: Katie Muth	0	0.00%	<div style="width: 0.00%; background-color: #6c757d;"></div>	0	0	0
Write-In: Stacey Garrity	0	0.00%	<div style="width: 0.00%; background-color: #6c757d;"></div>	0	0	0
Not Assigned	2	6.06%	<div style="width: 6.06%; background-color: #6c757d;"></div>	0	2	0
Total Votes Cast	33	100.00%	<div style="width: 100.00%; background-color: #ffc107;"></div>	14	19	0
Contest Totals	33			14	19	0

DEM LIEUTENANT GOVERNOR

Vote For 1

	TOTAL	VOTE %		Election Day	Absentee /Mail-in Ballots	Provisional
Austin Davis	32	96.97%	<div style="width: 96.97%; background-color: #ffc107;"></div>	14	18	0
Write-In Totals	1	3.03%	<div style="width: 3.03%; background-color: #6c757d;"></div>	0	1	0
Write-In: Jason Richey	1	3.03%	<div style="width: 3.03%; background-color: #6c757d;"></div>	0	1	0
Not Assigned	0	0.00%	<div style="width: 0.00%; background-color: #6c757d;"></div>	0	0	0
Total Votes Cast	33	100.00%	<div style="width: 100.00%; background-color: #ffc107;"></div>	14	19	0
Contest Totals	33			14	19	0

Lawrence Township

DEM REP IN CONGRESS 15TH DIS

Vote For 1

	TOTAL	VOTE %	Election Day	Absentee /Mail-in Ballots	Provisional
Ray Bilger	33	100.00%	14	19	0
Write-In Totals	0	0.00%	0	0	0
Write-In: Glenn GT Thompson	0	0.00%	0	0	0
Not Assigned	0	0.00%	0	0	0
Total Votes Cast	33	100.00%	14	19	0
Contest Totals	33		14	19	0

DEM REP IN THE GEN ASSEM 68TH DIS

Vote For 1

	TOTAL	VOTE %	Election Day	Absentee /Mail-in Ballots	Provisional
Quentin Gee	30	93.75%	14	16	0
Write-In Totals	2	6.25%	0	2	0
Write-In: Clint Owlett	2	6.25%	0	2	0
Not Assigned	0	0.00%	0	0	0
Total Votes Cast	32	100.00%	14	18	0
Contest Totals	33		14	19	0

DEM MEMBER DEM STATE COMM 59TH DIST

Vote For 1

	TOTAL	VOTE %	Election Day	Absentee /Mail-in Ballots	Provisional
Write-In Totals	1	100.00%	0	1	0
Write-In: Jordan Omlar	1	100.00%	0	1	0
Write-In: Brynn Hammarstrom	0	0.00%	0	0	0
Write-In: Lisa Gephart	0	0.00%	0	0	0
Not Assigned	0	0.00%	0	0	0
Total Votes Cast	1	100.00%	0	1	0
Contest Totals	33		14	19	0

DEM DEM COMM Lawrence Township

Vote For 2

	TOTAL	VOTE %	Election Day	Absentee /Mail-in Ballots	Provisional
Write-In Totals	4	100.00%	2	2	0
Not Assigned	4	100.00%	2	2	0
Total Votes Cast	4	100.00%	2	2	0
Contest Totals	66		28	38	0

Lawrence Township

REP GOVERNOR

Vote For 1

	TOTAL	VOTE %	Election Day	Absentee /Mail-in Ballots	Provisional
Stacy Garrity	100	92.59%	81	19	0
Write-In Totals	8	7.41%	8	0	0
Write-In: Josh Shapiro	0	0.00%	0	0	0
Write-In: Katie Muth	0	0.00%	0	0	0
Write-In: Doug Mastriano	0	0.00%	0	0	0
Not Assigned	8	7.41%	8	0	0
Total Votes Cast	108	100.00%	89	19	0
Contest Totals	114		94	20	0

REP LIEUTENANT GOVERNOR

Vote For 1

	TOTAL	VOTE %	Election Day	Absentee /Mail-in Ballots	Provisional
John Ventre	31	29.81%	27	4	0
Jason Richey	71	68.27%	57	14	0
Write-In Totals	2	1.92%	2	0	0
Write-In: Austin Davis	1	0.96%	1	0	0
Not Assigned	1	0.96%	1	0	0
Total Votes Cast	104	100.00%	86	18	0
Contest Totals	114		94	20	0

REP REP IN CONGRESS 15TH DIS

Vote For 1

	TOTAL	VOTE %	Election Day	Absentee /Mail-in Ballots	Provisional
Glenn GT Thompson	101	98.06%	82	19	0
Write-In Totals	2	1.94%	2	0	0
Write-In: Ray Bilger	0	0.00%	0	0	0
Not Assigned	2	1.94%	2	0	0
Total Votes Cast	103	100.00%	84	19	0
Contest Totals	114		94	20	0

REP REP IN THE GEN ASSEM 68TH DIS

Vote For 1

	TOTAL	VOTE %	Election Day	Absentee /Mail-in Ballots	Provisional
Clint Owlett	111	98.23%	91	20	0
Write-In Totals	2	1.77%	2	0	0
Write-In: Quentin Gee	1	0.88%	1	0	0
Not Assigned	1	0.88%	1	0	0
Total Votes Cast	113	100.00%	93	20	0
Contest Totals	114		94	20	0

Lawrence Township

REP MEMBER OF THE REPUBLICAN STATE COMMITTEE

Vote For 2

	TOTAL	VOTE %		Election Day	Absentee /Mail-in Ballots	Provisional
Lauren Owlett	94	58.02%	<div style="width: 58.02%; background-color: #f1c40f;"></div>	76	18	0
Gary Wilson	66	40.74%	<div style="width: 40.74%; background-color: #95a5a6;"></div>	55	11	0
Write-In Totals	2	1.23%	<div style="width: 1.23%; background-color: #95a5a6;"></div>	2	0	0
Not Assigned	2	1.23%	<div style="width: 1.23%; background-color: #95a5a6;"></div>	2	0	0
Total Votes Cast	162	100.00%	<div style="width: 100.00%; background-color: #f1c40f;"></div>	133	29	0
Contest Totals	228			188	40	0

REP REP COMM MAN Lawrence Township

Vote For 1

	TOTAL	VOTE %		Election Day	Absentee /Mail-in Ballots	Provisional
Write-In Totals	1	100.00%	<div style="width: 100.00%; background-color: #f1c40f;"></div>	1	0	0
Not Assigned	1	100.00%	<div style="width: 100.00%; background-color: #f1c40f;"></div>	1	0	0
Total Votes Cast	1	100.00%	<div style="width: 100.00%; background-color: #f1c40f;"></div>	1	0	0
Contest Totals	114			94	20	0

REP REP COMM WOMAN Lawrence Township

Vote For 1

	TOTAL	VOTE %		Election Day	Absentee /Mail-in Ballots	Provisional
Write-In Totals	0			0	0	0
Not Assigned	0			0	0	0
Total Votes Cast	0			0	0	0
Contest Totals	114			94	20	0


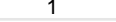




Lawrenceville Borough

Statistics

	TOTAL	Election Day	Absentee /Mail-in Ballots	Provisional
Registered Voters - Total	422			
Registered Voters - Democratic	65			
Registered Voters - Republican	299			
Registered Voters - Nonpartisan	58			
Ballots Cast - Total	54	45	9	0
Ballots Cast - Democratic	13	6	7	0
Ballots Cast - Republican	41	39	2	0
Ballots Cast - Nonpartisan	0	0	0	0
Ballots Cast - Blank	0	0	0	0
Voter Turnout - Total	12.80%			
Voter Turnout - Democratic	20.00%			
Voter Turnout - Republican	13.71%			
Voter Turnout - Nonpartisan	0.00%			






DEM GOVERNOR

Vote For 1

	TOTAL	VOTE %		Election Day	Absentee /Mail-in Ballots	Provisional
Josh Shapiro	12	92.31%		5	7	0
Write-In Totals	1	7.69%		1	0	0
Write-In: Katie Muth	0	0.00%		0	0	0
Write-In: Stacey Garrity	0	0.00%		0	0	0
Not Assigned	1	7.69%		1	0	0
Total Votes Cast	13	100.00%		6	7	0
Contest Totals	13			6	7	0

DEM LIEUTENANT GOVERNOR

Vote For 1

	TOTAL	VOTE %		Election Day	Absentee /Mail-in Ballots	Provisional
Austin Davis	12	92.31%		5	7	0
Write-In Totals	1	7.69%		1	0	0
Write-In: Jason Richey	0	0.00%		0	0	0
Not Assigned	1	7.69%		1	0	0
Total Votes Cast	13	100.00%		6	7	0
Contest Totals	13			6	7	0

Lawrenceville Borough

DEM REP IN CONGRESS 15TH DIS

Vote For 1

	TOTAL	VOTE %		Election Day	Absentee /Mail-in Ballots	Provisional
Ray Bilger	12	100.00%	<div style="width: 100%; height: 10px; background-color: #ffc107;"></div>	5	7	0
Write-In Totals	0	0.00%	<div style="width: 0%; height: 10px; background-color: #6c757d;"></div>	0	0	0
Write-In: Glenn GT Thompson	0	0.00%	<div style="width: 0%; height: 10px; background-color: #6c757d;"></div>	0	0	0
Not Assigned	0	0.00%	<div style="width: 0%; height: 10px; background-color: #6c757d;"></div>	0	0	0
Total Votes Cast	12	100.00%	<div style="width: 100%; height: 10px; background-color: #ffc107;"></div>	5	7	0
Contest Totals	13			6	7	0

DEM REP IN THE GEN ASSEM 68TH DIS

Vote For 1

	TOTAL	VOTE %		Election Day	Absentee /Mail-in Ballots	Provisional
Quentin Gee	12	92.31%	<div style="width: 92.31%; height: 10px; background-color: #ffc107;"></div>	5	7	0
Write-In Totals	1	7.69%	<div style="width: 7.69%; height: 10px; background-color: #6c757d;"></div>	1	0	0
Write-In: Clint Owlett	1	7.69%	<div style="width: 7.69%; height: 10px; background-color: #6c757d;"></div>	1	0	0
Not Assigned	0	0.00%	<div style="width: 0%; height: 10px; background-color: #6c757d;"></div>	0	0	0
Total Votes Cast	13	100.00%	<div style="width: 100%; height: 10px; background-color: #ffc107;"></div>	6	7	0
Contest Totals	13			6	7	0

DEM MEMBER DEM STATE COMM 59TH DIST

Vote For 1

	TOTAL	VOTE %		Election Day	Absentee /Mail-in Ballots	Provisional
Write-In Totals	5	100.00%	<div style="width: 100%; height: 10px; background-color: #ffc107;"></div>	2	3	0
Write-In: Jordan Omlar	2	40.00%	<div style="width: 40%; height: 10px; background-color: #ffc107;"></div>	0	2	0
Write-In: Lisa Gephart	1	20.00%	<div style="width: 20%; height: 10px; background-color: #ffc107;"></div>	0	1	0
Write-In: Brynn Hammarstrom	0	0.00%	<div style="width: 0%; height: 10px; background-color: #6c757d;"></div>	0	0	0
Not Assigned	2	40.00%	<div style="width: 40%; height: 10px; background-color: #6c757d;"></div>	2	0	0
Total Votes Cast	5	100.00%	<div style="width: 100%; height: 10px; background-color: #ffc107;"></div>	2	3	0
Contest Totals	13			6	7	0

DEM DEM COMM Lawrenceville Borough

Vote For 2

	TOTAL	VOTE %		Election Day	Absentee /Mail-in Ballots	Provisional
Write-In Totals	2	100.00%	<div style="width: 100%; height: 10px; background-color: #ffc107;"></div>	2	0	0
Not Assigned	2	100.00%	<div style="width: 100%; height: 10px; background-color: #ffc107;"></div>	2	0	0
Total Votes Cast	2	100.00%	<div style="width: 100%; height: 10px; background-color: #ffc107;"></div>	2	0	0
Contest Totals	26			12	14	0

Lawrenceville Borough

REP GOVERNOR

Vote For 1

	TOTAL	VOTE %		Election Day	Absentee /Mail-in Ballots	Provisional
Stacy Garrity	36	97.30%	<div style="width: 97.30%; background-color: #ffc107;"></div>	35	1	0
Write-In Totals	1	2.70%	<div style="width: 2.70%; background-color: #6c757d;"></div>	1	0	0
Write-In: Josh Shapiro	1	2.70%	<div style="width: 2.70%; background-color: #6c757d;"></div>	1	0	0
Write-In: Katie Muth	0	0.00%	<div style="width: 0.00%; background-color: #6c757d;"></div>	0	0	0
Write-In: Doug Mastriano	0	0.00%	<div style="width: 0.00%; background-color: #6c757d;"></div>	0	0	0
Not Assigned	0	0.00%	<div style="width: 0.00%; background-color: #6c757d;"></div>	0	0	0
Total Votes Cast	37	100.00%	<div style="width: 100.00%; background-color: #ffc107;"></div>	36	1	0
Contest Totals	41			39	2	0

REP LIEUTENANT GOVERNOR

Vote For 1

	TOTAL	VOTE %		Election Day	Absentee /Mail-in Ballots	Provisional
John Ventre	9	25.00%	<div style="width: 25.00%; background-color: #ffc107;"></div>	9	0	0
Jason Richey	27	75.00%	<div style="width: 75.00%; background-color: #ffc107;"></div>	26	1	0
Write-In Totals	0	0.00%	<div style="width: 0.00%; background-color: #6c757d;"></div>	0	0	0
Write-In: Austin Davis	0	0.00%	<div style="width: 0.00%; background-color: #6c757d;"></div>	0	0	0
Not Assigned	0	0.00%	<div style="width: 0.00%; background-color: #6c757d;"></div>	0	0	0
Total Votes Cast	36	100.00%	<div style="width: 100.00%; background-color: #ffc107;"></div>	35	1	0
Contest Totals	41			39	2	0

REP REP IN CONGRESS 15TH DIS

Vote For 1

	TOTAL	VOTE %		Election Day	Absentee /Mail-in Ballots	Provisional
Glenn GT Thompson	37	100.00%	<div style="width: 100.00%; background-color: #ffc107;"></div>	35	2	0
Write-In Totals	0	0.00%	<div style="width: 0.00%; background-color: #6c757d;"></div>	0	0	0
Write-In: Ray Bilger	0	0.00%	<div style="width: 0.00%; background-color: #6c757d;"></div>	0	0	0
Not Assigned	0	0.00%	<div style="width: 0.00%; background-color: #6c757d;"></div>	0	0	0
Total Votes Cast	37	100.00%	<div style="width: 100.00%; background-color: #ffc107;"></div>	35	2	0
Contest Totals	41			39	2	0

REP REP IN THE GEN ASSEM 68TH DIS

Vote For 1

	TOTAL	VOTE %		Election Day	Absentee /Mail-in Ballots	Provisional
Clint Owlett	34	94.44%	<div style="width: 94.44%; background-color: #ffc107;"></div>	32	2	0
Write-In Totals	2	5.56%	<div style="width: 5.56%; background-color: #6c757d;"></div>	2	0	0
Write-In: Quentin Gee	0	0.00%	<div style="width: 0.00%; background-color: #6c757d;"></div>	0	0	0
Not Assigned	2	5.56%	<div style="width: 5.56%; background-color: #6c757d;"></div>	2	0	0
Total Votes Cast	36	100.00%	<div style="width: 100.00%; background-color: #ffc107;"></div>	34	2	0
Contest Totals	41			39	2	0

Lawrenceville Borough

REP MEMBER OF THE REPUBLICAN STATE COMMITTEE

Vote For 2

	TOTAL	VOTE %		Election Day	Absentee /Mail-in Ballots	Provisional
Lauren Owlett	30	51.72%	<div style="width: 51.72%;"><div style="width: 51.72%;"></div></div>	28	2	0
Gary Wilson	28	48.28%	<div style="width: 48.28%;"><div style="width: 48.28%;"></div></div>	26	2	0
Write-In Totals	0	0.00%	<div style="width: 0.00%;"><div style="width: 0.00%;"></div></div>	0	0	0
Not Assigned	0	0.00%	<div style="width: 0.00%;"><div style="width: 0.00%;"></div></div>	0	0	0
Total Votes Cast	58	100.00%	<div style="width: 100.00%;"><div style="width: 100.00%;"></div></div>	54	4	0
Contest Totals	82			78	4	0

REP REP COMM MAN Lawrenceville Borough

Vote For 1

	TOTAL	VOTE %		Election Day	Absentee /Mail-in Ballots	Provisional
Write-In Totals	10	100.00%	<div style="width: 100.00%;"><div style="width: 100.00%;"></div></div>	9	1	0
Not Assigned	10	100.00%	<div style="width: 100.00%;"><div style="width: 100.00%;"></div></div>	9	1	0
Total Votes Cast	10	100.00%	<div style="width: 100.00%;"><div style="width: 100.00%;"></div></div>	9	1	0
Contest Totals	41			39	2	0

REP REP COMM WOMAN Lawrenceville Boro

Vote For 1

	TOTAL	VOTE %		Election Day	Absentee /Mail-in Ballots	Provisional
Write-In Totals	6	100.00%	<div style="width: 100.00%;"><div style="width: 100.00%;"></div></div>	5	1	0
Not Assigned	6	100.00%	<div style="width: 100.00%;"><div style="width: 100.00%;"></div></div>	5	1	0
Total Votes Cast	6	100.00%	<div style="width: 100.00%;"><div style="width: 100.00%;"></div></div>	5	1	0
Contest Totals	41			39	2	0

Liberty Township

Statistics

	TOTAL	Election Day	Absentee /Mail-in Ballots	Provisional
Registered Voters - Total	708			
Registered Voters - Democratic	100			
Registered Voters - Republican	537			
Registered Voters - Nonpartisan	71			
Ballots Cast - Total	158	125	33	0
Ballots Cast - Democratic	29	16	13	0
Ballots Cast - Republican	129	109	20	0
Ballots Cast - Nonpartisan	0	0	0	0
Ballots Cast - Blank	1	1	0	0
Voter Turnout - Total	22.32%			
Voter Turnout - Democratic	29.00%			
Voter Turnout - Republican	24.02%			
Voter Turnout - Nonpartisan	0.00%			

DEM GOVERNOR

Vote For 1

	TOTAL	VOTE %		Election Day	Absentee /Mail-in Ballots	Provisional
Josh Shapiro	27	96.43%	<div style="width: 96.43%;"></div>	14	13	0
Write-In Totals	1	3.57%	<div style="width: 3.57%;"></div>	1	0	0
Write-In: Stacey Garrity	1	3.57%	<div style="width: 3.57%;"></div>	1	0	0
Write-In: Katie Muth	0	0.00%	<div style="width: 0.00%;"></div>	0	0	0
Not Assigned	0	0.00%	<div style="width: 0.00%;"></div>	0	0	0
Total Votes Cast	28	100.00%	<div style="width: 100.00%;"></div>	15	13	0
Contest Totals	29			16	13	0

DEM LIEUTENANT GOVERNOR

Vote For 1

	TOTAL	VOTE %		Election Day	Absentee /Mail-in Ballots	Provisional
Austin Davis	23	95.83%	<div style="width: 95.83%;"></div>	12	11	0
Write-In Totals	1	4.17%	<div style="width: 4.17%;"></div>	1	0	0
Write-In: Jason Richey	1	4.17%	<div style="width: 4.17%;"></div>	1	0	0
Not Assigned	0	0.00%	<div style="width: 0.00%;"></div>	0	0	0
Total Votes Cast	24	100.00%	<div style="width: 100.00%;"></div>	13	11	0
Contest Totals	29			16	13	0

Liberty Township

DEM REP IN CONGRESS 15TH DIS

Vote For 1

	TOTAL	VOTE %		Election Day	Absentee /Mail-in Ballots	Provisional
Ray Bilger	23	100.00%	<div style="width: 100%; height: 10px; background-color: #ffc107;"></div>	12	11	0
Write-In Totals	0	0.00%	<div style="width: 0%; height: 10px; background-color: #6c757d;"></div>	0	0	0
Write-In: Glenn GT Thompson	0	0.00%	<div style="width: 0%; height: 10px; background-color: #6c757d;"></div>	0	0	0
Not Assigned	0	0.00%	<div style="width: 0%; height: 10px; background-color: #6c757d;"></div>	0	0	0
Total Votes Cast	23	100.00%	<div style="width: 100%; height: 10px; background-color: #ffc107;"></div>	12	11	0
Contest Totals	29			16	13	0

DEM REP IN THE GEN ASSEM 68TH DIS

Vote For 1

	TOTAL	VOTE %		Election Day	Absentee /Mail-in Ballots	Provisional
Quentin Gee	26	100.00%	<div style="width: 100%; height: 10px; background-color: #ffc107;"></div>	13	13	0
Write-In Totals	0	0.00%	<div style="width: 0%; height: 10px; background-color: #6c757d;"></div>	0	0	0
Write-In: Clint Owlett	0	0.00%	<div style="width: 0%; height: 10px; background-color: #6c757d;"></div>	0	0	0
Not Assigned	0	0.00%	<div style="width: 0%; height: 10px; background-color: #6c757d;"></div>	0	0	0
Total Votes Cast	26	100.00%	<div style="width: 100%; height: 10px; background-color: #ffc107;"></div>	13	13	0
Contest Totals	29			16	13	0

DEM MEMBER DEM STATE COMM 59TH DIST

Vote For 1

	TOTAL	VOTE %		Election Day	Absentee /Mail-in Ballots	Provisional
Write-In Totals	1	100.00%	<div style="width: 100%; height: 10px; background-color: #ffc107;"></div>	0	1	0
Write-In: Lisa Gephart	1	100.00%	<div style="width: 100%; height: 10px; background-color: #ffc107;"></div>	0	1	0
Write-In: Brynn Hammarstrom	0	0.00%	<div style="width: 0%; height: 10px; background-color: #6c757d;"></div>	0	0	0
Write-In: Jordan Omlar	0	0.00%	<div style="width: 0%; height: 10px; background-color: #6c757d;"></div>	0	0	0
Not Assigned	0	0.00%	<div style="width: 0%; height: 10px; background-color: #6c757d;"></div>	0	0	0
Total Votes Cast	1	100.00%	<div style="width: 100%; height: 10px; background-color: #ffc107;"></div>	0	1	0
Contest Totals	29			16	13	0

DEM DEM COMM Liberty Township

Vote For 2

	TOTAL	VOTE %		Election Day	Absentee /Mail-in Ballots	Provisional
Write-In Totals	1	100.00%	<div style="width: 100%; height: 10px; background-color: #ffc107;"></div>	1	0	0
Not Assigned	1	100.00%	<div style="width: 100%; height: 10px; background-color: #ffc107;"></div>	1	0	0
Total Votes Cast	1	100.00%	<div style="width: 100%; height: 10px; background-color: #ffc107;"></div>	1	0	0
Contest Totals	58			32	26	0

Liberty Township

REP GOVERNOR

Vote For 1

	TOTAL	VOTE %	Election Day	Absentee /Mail-in Ballots	Provisional
Stacy Garrity	122	96.83%	103	19	0
Write-In Totals	4	3.17%	4	0	0
Write-In: Josh Shapiro	0	0.00%	0	0	0
Write-In: Katie Muth	0	0.00%	0	0	0
Write-In: Doug Mastriano	0	0.00%	0	0	0
Not Assigned	4	3.17%	4	0	0
Total Votes Cast	126	100.00%	107	19	0
Contest Totals	129		109	20	0

REP LIEUTENANT GOVERNOR

Vote For 1

	TOTAL	VOTE %	Election Day	Absentee /Mail-in Ballots	Provisional
John Ventre	40	32.79%	35	5	0
Jason Richey	82	67.21%	68	14	0
Write-In Totals	0	0.00%	0	0	0
Write-In: Austin Davis	0	0.00%	0	0	0
Not Assigned	0	0.00%	0	0	0
Total Votes Cast	122	100.00%	103	19	0
Contest Totals	129		109	20	0

REP REP IN CONGRESS 15TH DIS

Vote For 1

	TOTAL	VOTE %	Election Day	Absentee /Mail-in Ballots	Provisional
Glenn GT Thompson	124	100.00%	104	20	0
Write-In Totals	0	0.00%	0	0	0
Write-In: Ray Bilger	0	0.00%	0	0	0
Not Assigned	0	0.00%	0	0	0
Total Votes Cast	124	100.00%	104	20	0
Contest Totals	129		109	20	0

REP REP IN THE GEN ASSEM 68TH DIS

Vote For 1

	TOTAL	VOTE %	Election Day	Absentee /Mail-in Ballots	Provisional
Clint Owlett	126	100.00%	108	18	0
Write-In Totals	0	0.00%	0	0	0
Write-In: Quentin Gee	0	0.00%	0	0	0
Not Assigned	0	0.00%	0	0	0
Total Votes Cast	126	100.00%	108	18	0
Contest Totals	129		109	20	0

Liberty Township

REP MEMBER OF THE REPUBLICAN STATE COMMITTEE

Vote For 2

	TOTAL	VOTE %		Election Day	Absentee /Mail-in Ballots	Provisional
Lauren Owlett	117	60.94%	<div style="width: 60.94%; background-color: #f1c40f;"></div>	99	18	0
Gary Wilson	75	39.06%	<div style="width: 39.06%; background-color: #f1c40f;"></div>	62	13	0
Write-In Totals	0	0.00%	<div style="width: 0%; background-color: #f1c40f;"></div>	0	0	0
Not Assigned	0	0.00%	<div style="width: 0%; background-color: #f1c40f;"></div>	0	0	0
Total Votes Cast	192	100.00%	<div style="width: 100%; background-color: #f1c40f;"></div>	161	31	0
Contest Totals	258			218	40	0

REP REP COMM MAN Liberty Township

Vote For 1

	TOTAL	VOTE %		Election Day	Absentee /Mail-in Ballots	Provisional
Donald O Norman	121	99.18%	<div style="width: 99.18%; background-color: #f1c40f;"></div>	104	17	0
Write-In Totals	1	0.82%	<div style="width: 0.82%; background-color: #f1c40f;"></div>	1	0	0
Not Assigned	1	0.82%	<div style="width: 0.82%; background-color: #f1c40f;"></div>	1	0	0
Total Votes Cast	122	100.00%	<div style="width: 100%; background-color: #f1c40f;"></div>	105	17	0
Contest Totals	129			109	20	0

REP REP COMM WOMAN Liberty Township

Vote For 1

	TOTAL	VOTE %		Election Day	Absentee /Mail-in Ballots	Provisional
Write-In Totals	6	100.00%	<div style="width: 100%; background-color: #f1c40f;"></div>	6	0	0
Not Assigned	6	100.00%	<div style="width: 100%; background-color: #f1c40f;"></div>	6	0	0
Total Votes Cast	6	100.00%	<div style="width: 100%; background-color: #f1c40f;"></div>	6	0	0
Contest Totals	129			109	20	0







Liberty Borough

Statistics

	TOTAL	Election Day	Absentee /Mail-in Ballots	Provisional
Registered Voters - Total	152			
Registered Voters - Democratic	25			
Registered Voters - Republican	109			
Registered Voters - Nonpartisan	18			
Ballots Cast - Total	50	45	5	0
Ballots Cast - Democratic	12	10	2	0
Ballots Cast - Republican	38	35	3	0
Ballots Cast - Nonpartisan	0	0	0	0
Ballots Cast - Blank	0	0	0	0
Voter Turnout - Total	32.89%			
Voter Turnout - Democratic	48.00%			
Voter Turnout - Republican	34.86%			
Voter Turnout - Nonpartisan	0.00%			






DEM GOVERNOR

Vote For 1

	TOTAL	VOTE %		Election Day	Absentee /Mail-in Ballots	Provisional
Josh Shapiro	10	83.33%		9	1	0
Write-In Totals	2	16.67%		1	1	0
Write-In: Stacey Garrity	2	16.67%		1	1	0
Write-In: Katie Muth	0	0.00%		0	0	0
Not Assigned	0	0.00%		0	0	0
Total Votes Cast	12	100.00%		10	2	0
Contest Totals	12			10	2	0

DEM LIEUTENANT GOVERNOR

Vote For 1

	TOTAL	VOTE %		Election Day	Absentee /Mail-in Ballots	Provisional
Austin Davis	10	90.91%		9	1	0
Write-In Totals	1	9.09%		0	1	0
Write-In: Jason Richey	1	9.09%		0	1	0
Not Assigned	0	0.00%		0	0	0
Total Votes Cast	11	100.00%		9	2	0
Contest Totals	12			10	2	0

Liberty Borough

DEM REP IN CONGRESS 15TH DIS

Vote For 1

	TOTAL	VOTE %		Election Day	Absentee /Mail-in Ballots	Provisional
Ray Bilger	10	90.91%	<div style="width: 90.91%;"><div style="width: 90.91%;"></div></div>	9	1	0
Write-In Totals	1	9.09%	<div style="width: 9.09%;"><div style="width: 9.09%;"></div></div>	0	1	0
Write-In: Glenn GT Thompson	0	0.00%	<div style="width: 0.00%;"><div style="width: 0.00%;"></div></div>	0	0	0
Not Assigned	1	9.09%	<div style="width: 9.09%;"><div style="width: 9.09%;"></div></div>	0	1	0
Total Votes Cast	11	100.00%	<div style="width: 100.00%;"><div style="width: 100.00%;"></div></div>	9	2	0
Contest Totals	12			10	2	0

DEM REP IN THE GEN ASSEM 68TH DIS

Vote For 1

	TOTAL	VOTE %		Election Day	Absentee /Mail-in Ballots	Provisional
Quentin Gee	9	81.82%	<div style="width: 81.82%;"><div style="width: 81.82%;"></div></div>	8	1	0
Write-In Totals	2	18.18%	<div style="width: 18.18%;"><div style="width: 18.18%;"></div></div>	1	1	0
Write-In: Clint Owlett	2	18.18%	<div style="width: 18.18%;"><div style="width: 18.18%;"></div></div>	1	1	0
Not Assigned	0	0.00%	<div style="width: 0.00%;"><div style="width: 0.00%;"></div></div>	0	0	0
Total Votes Cast	11	100.00%	<div style="width: 100.00%;"><div style="width: 100.00%;"></div></div>	9	2	0
Contest Totals	12			10	2	0

DEM MEMBER DEM STATE COMM 59TH DIST

Vote For 1

	TOTAL	VOTE %		Election Day	Absentee /Mail-in Ballots	Provisional
Write-In Totals	2	100.00%	<div style="width: 100.00%;"><div style="width: 100.00%;"></div></div>	1	1	0
Write-In: Brynn Hammarstrom	0	0.00%	<div style="width: 0.00%;"><div style="width: 0.00%;"></div></div>	0	0	0
Write-In: Lisa Gephart	0	0.00%	<div style="width: 0.00%;"><div style="width: 0.00%;"></div></div>	0	0	0
Write-In: Jordan Omlar	0	0.00%	<div style="width: 0.00%;"><div style="width: 0.00%;"></div></div>	0	0	0
Not Assigned	2	100.00%	<div style="width: 100.00%;"><div style="width: 100.00%;"></div></div>	1	1	0
Total Votes Cast	2	100.00%	<div style="width: 100.00%;"><div style="width: 100.00%;"></div></div>	1	1	0
Contest Totals	12			10	2	0

DEM DEM COMM Liberty Borough

Vote For 2

	TOTAL	VOTE %		Election Day	Absentee /Mail-in Ballots	Provisional
Write-In Totals	5	100.00%	<div style="width: 100.00%;"><div style="width: 100.00%;"></div></div>	5	0	0
Not Assigned	5	100.00%	<div style="width: 100.00%;"><div style="width: 100.00%;"></div></div>	5	0	0
Total Votes Cast	5	100.00%	<div style="width: 100.00%;"><div style="width: 100.00%;"></div></div>	5	0	0
Contest Totals	24			20	4	0

Liberty Borough

REP GOVERNOR

Vote For 1

	TOTAL	VOTE %	Election Day	Absentee /Mail-in Ballots	Provisional
Stacy Garrity	35	97.22%	32	3	0
Write-In Totals	1	2.78%	1	0	0
Write-In: Doug Mastriano	1	2.78%	1	0	0
Write-In: Josh Shapiro	0	0.00%	0	0	0
Write-In: Katie Muth	0	0.00%	0	0	0
Not Assigned	0	0.00%	0	0	0
Total Votes Cast	36	100.00%	33	3	0
Contest Totals	38		35	3	0

REP LIEUTENANT GOVERNOR

Vote For 1

	TOTAL	VOTE %	Election Day	Absentee /Mail-in Ballots	Provisional
John Ventre	6	17.14%	5	1	0
Jason Richey	29	82.86%	27	2	0
Write-In Totals	0	0.00%	0	0	0
Write-In: Austin Davis	0	0.00%	0	0	0
Not Assigned	0	0.00%	0	0	0
Total Votes Cast	35	100.00%	32	3	0
Contest Totals	38		35	3	0

REP REP IN CONGRESS 15TH DIS

Vote For 1

	TOTAL	VOTE %	Election Day	Absentee /Mail-in Ballots	Provisional
Glenn GT Thompson	36	100.00%	33	3	0
Write-In Totals	0	0.00%	0	0	0
Write-In: Ray Bilger	0	0.00%	0	0	0
Not Assigned	0	0.00%	0	0	0
Total Votes Cast	36	100.00%	33	3	0
Contest Totals	38		35	3	0

REP REP IN THE GEN ASSEM 68TH DIS

Vote For 1

	TOTAL	VOTE %	Election Day	Absentee /Mail-in Ballots	Provisional
Clint Owlett	37	100.00%	34	3	0
Write-In Totals	0	0.00%	0	0	0
Write-In: Quentin Gee	0	0.00%	0	0	0
Not Assigned	0	0.00%	0	0	0
Total Votes Cast	37	100.00%	34	3	0
Contest Totals	38		35	3	0

Liberty Borough

REP MEMBER OF THE REPUBLICAN STATE COMMITTEE

Vote For 2

	TOTAL	VOTE %		Election Day	Absentee /Mail-in Ballots	Provisional
Lauren Owlett	36	55.38%	<div style="width: 55.38%; background-color: #FFD700;"></div>	33	3	0
Gary Wilson	29	44.62%	<div style="width: 44.62%; background-color: #A9A9A9;"></div>	26	3	0
Write-In Totals	0	0.00%	<div style="width: 0%; background-color: #A9A9A9;"></div>	0	0	0
Not Assigned	0	0.00%	<div style="width: 0%; background-color: #A9A9A9;"></div>	0	0	0
Total Votes Cast	65	100.00%	<div style="width: 100%; background-color: #FFD700;"></div>	59	6	0
Contest Totals	76			70	6	0

REP REP COMM MAN Liberty Borough

Vote For 1

	TOTAL	VOTE %		Election Day	Absentee /Mail-in Ballots	Provisional
Write-In Totals	0			0	0	0
Not Assigned	0			0	0	0
Total Votes Cast	0			0	0	0
Contest Totals	38			35	3	0

REP REP COMM WOMAN Liberty Borough

Vote For 1

	TOTAL	VOTE %		Election Day	Absentee /Mail-in Ballots	Provisional
Write-In Totals	0			0	0	0
Not Assigned	0			0	0	0
Total Votes Cast	0			0	0	0
Contest Totals	38			35	3	0

Mansfield Borough

Statistics

	TOTAL	Election Day	Absentee /Mail-in Ballots	Provisional
Registered Voters - Total	1,291			
Registered Voters - Democratic	435			
Registered Voters - Republican	627			
Registered Voters - Nonpartisan	229			
Ballots Cast - Total	228	168	60	0
Ballots Cast - Democratic	125	81	44	0
Ballots Cast - Republican	103	87	16	0
Ballots Cast - Nonpartisan	0	0	0	0
Ballots Cast - Blank	0	0	0	0
Voter Turnout - Total	17.66%			
Voter Turnout - Democratic	28.74%			
Voter Turnout - Republican	16.43%			
Voter Turnout - Nonpartisan	0.00%			

DEM GOVERNOR

Vote For 1

	TOTAL	VOTE %		Election Day	Absentee /Mail-in Ballots	Provisional
Josh Shapiro	120	97.56%	<div style="width: 97.56%; background-color: #f0e68c;"></div>	76	44	0
Write-In Totals	3	2.44%	<div style="width: 2.44%; background-color: #d3d3d3;"></div>	3	0	0
Write-In: Katie Muth	3	2.44%	<div style="width: 2.44%; background-color: #d3d3d3;"></div>	3	0	0
Write-In: Stacey Garrity	0	0.00%	<div style="width: 0.00%; background-color: #d3d3d3;"></div>	0	0	0
Not Assigned	0	0.00%	<div style="width: 0.00%; background-color: #d3d3d3;"></div>	0	0	0
Total Votes Cast	123	100.00%	<div style="width: 100.00%; background-color: #f0e68c;"></div>	79	44	0
Contest Totals	125			81	44	0

DEM LIEUTENANT GOVERNOR

Vote For 1

	TOTAL	VOTE %		Election Day	Absentee /Mail-in Ballots	Provisional
Austin Davis	124	100.00%	<div style="width: 100.00%; background-color: #f0e68c;"></div>	80	44	0
Write-In Totals	0	0.00%	<div style="width: 0.00%; background-color: #d3d3d3;"></div>	0	0	0
Write-In: Jason Richey	0	0.00%	<div style="width: 0.00%; background-color: #d3d3d3;"></div>	0	0	0
Not Assigned	0	0.00%	<div style="width: 0.00%; background-color: #d3d3d3;"></div>	0	0	0
Total Votes Cast	124	100.00%	<div style="width: 100.00%; background-color: #f0e68c;"></div>	80	44	0
Contest Totals	125			81	44	0

Mansfield Borough

DEM REP IN CONGRESS 15TH DIS

Vote For 1

	TOTAL	VOTE %		Election Day	Absentee /Mail-in Ballots	Provisional
Ray Bilger	122	100.00%	<div style="width: 100%; height: 10px; background-color: #ffc107;"></div>	80	42	0
Write-In Totals	0	0.00%	<div style="width: 0%; height: 10px; background-color: #6c757d;"></div>	0	0	0
Write-In: Glenn GT Thompson	0	0.00%	<div style="width: 0%; height: 10px; background-color: #6c757d;"></div>	0	0	0
Not Assigned	0	0.00%	<div style="width: 0%; height: 10px; background-color: #6c757d;"></div>	0	0	0
Total Votes Cast	122	100.00%	<div style="width: 100%; height: 10px; background-color: #ffc107;"></div>	80	42	0
Contest Totals	125			81	44	0

DEM REP IN THE GEN ASSEM 68TH DIS

Vote For 1

	TOTAL	VOTE %		Election Day	Absentee /Mail-in Ballots	Provisional
Quentin Gee	123	100.00%	<div style="width: 100%; height: 10px; background-color: #ffc107;"></div>	80	43	0
Write-In Totals	0	0.00%	<div style="width: 0%; height: 10px; background-color: #6c757d;"></div>	0	0	0
Write-In: Clint Owlett	0	0.00%	<div style="width: 0%; height: 10px; background-color: #6c757d;"></div>	0	0	0
Not Assigned	0	0.00%	<div style="width: 0%; height: 10px; background-color: #6c757d;"></div>	0	0	0
Total Votes Cast	123	100.00%	<div style="width: 100%; height: 10px; background-color: #ffc107;"></div>	80	43	0
Contest Totals	125			81	44	0

DEM MEMBER DEM STATE COMM 59TH DIST

Vote For 1

	TOTAL	VOTE %		Election Day	Absentee /Mail-in Ballots	Provisional
Write-In Totals	26	100.00%	<div style="width: 100%; height: 10px; background-color: #ffc107;"></div>	22	4	0
Write-In: Brynn Hammarstrom	10	38.46%	<div style="width: 38.46%; height: 10px; background-color: #ffc107;"></div>	10	0	0
Write-In: Lisa Gephart	3	11.54%	<div style="width: 11.54%; height: 10px; background-color: #ffc107;"></div>	2	1	0
Write-In: Jordan Omlar	2	7.69%	<div style="width: 7.69%; height: 10px; background-color: #ffc107;"></div>	0	2	0
Not Assigned	11	42.31%	<div style="width: 42.31%; height: 10px; background-color: #6c757d;"></div>	10	1	0
Total Votes Cast	26	100.00%	<div style="width: 100%; height: 10px; background-color: #ffc107;"></div>	22	4	0
Contest Totals	125			81	44	0

DEM DEM COMM Mansfield Borough

Vote For 2

	TOTAL	VOTE %		Election Day	Absentee /Mail-in Ballots	Provisional
Write-In Totals	35	100.00%	<div style="width: 100%; height: 10px; background-color: #ffc107;"></div>	27	8	0
Write-In: Bob Wooley	12	34.29%	<div style="width: 34.29%; height: 10px; background-color: #ffc107;"></div>	12	0	0
Not Assigned	23	65.71%	<div style="width: 65.71%; height: 10px; background-color: #6c757d;"></div>	15	8	0
Total Votes Cast	35	100.00%	<div style="width: 100%; height: 10px; background-color: #ffc107;"></div>	27	8	0
Contest Totals	250			162	88	0

Mansfield Borough

REP GOVERNOR

Vote For 1

	TOTAL	VOTE %	Election Day	Absentee /Mail-in Ballots	Provisional
Stacy Garrity	95	95.96%	84	11	0
Write-In Totals	4	4.04%	1	3	0
Write-In: Josh Shapiro	3	3.03%	1	2	0
Write-In: Doug Mastriano	1	1.01%	0	1	0
Write-In: Katie Muth	0	0.00%	0	0	0
Not Assigned	0	0.00%	0	0	0
Total Votes Cast	99	100.00%	85	14	0
Contest Totals	103		87	16	0

REP LIEUTENANT GOVERNOR

Vote For 1

	TOTAL	VOTE %	Election Day	Absentee /Mail-in Ballots	Provisional
John Ventre	22	23.40%	19	3	0
Jason Richey	70	74.47%	60	10	0
Write-In Totals	2	2.13%	1	1	0
Write-In: Austin Davis	2	2.13%	1	1	0
Not Assigned	0	0.00%	0	0	0
Total Votes Cast	94	100.00%	80	14	0
Contest Totals	103		87	16	0

REP REP IN CONGRESS 15TH DIS

Vote For 1

	TOTAL	VOTE %	Election Day	Absentee /Mail-in Ballots	Provisional
Glenn GT Thompson	95	98.96%	80	15	0
Write-In Totals	1	1.04%	1	0	0
Write-In: Ray Bilger	0	0.00%	0	0	0
Not Assigned	1	1.04%	1	0	0
Total Votes Cast	96	100.00%	81	15	0
Contest Totals	103		87	16	0

REP REP IN THE GEN ASSEM 68TH DIS

Vote For 1

	TOTAL	VOTE %	Election Day	Absentee /Mail-in Ballots	Provisional
Clint Owlett	96	96.97%	82	14	0
Write-In Totals	3	3.03%	2	1	0
Write-In: Quentin Gee	0	0.00%	0	0	0
Not Assigned	3	3.03%	2	1	0
Total Votes Cast	99	100.00%	84	15	0
Contest Totals	103		87	16	0

Mansfield Borough

REP MEMBER OF THE REPUBLICAN STATE COMMITTEE

Vote For 2

	TOTAL	VOTE %		Election Day	Absentee /Mail-in Ballots	Provisional
Lauren Owlett	79	49.69%	<div style="width: 49.69%;"><div style="width: 49.69%;"></div></div>	70	9	0
Gary Wilson	78	49.06%	<div style="width: 49.06%;"><div style="width: 49.06%;"></div></div>	66	12	0
Write-In Totals	2	1.26%	<div style="width: 1.26%;"><div style="width: 1.26%;"></div></div>	0	2	0
Not Assigned	2	1.26%	<div style="width: 1.26%;"><div style="width: 1.26%;"></div></div>	0	2	0
Total Votes Cast	159	100.00%	<div style="width: 100.00%;"><div style="width: 100.00%;"></div></div>	136	23	0
Contest Totals	206			174	32	0

REP REP COMM MAN Mansfield Borough

Vote For 1

	TOTAL	VOTE %		Election Day	Absentee /Mail-in Ballots	Provisional
Write-In Totals	2	100.00%	<div style="width: 100.00%;"><div style="width: 100.00%;"></div></div>	2	0	0
Not Assigned	2	100.00%	<div style="width: 100.00%;"><div style="width: 100.00%;"></div></div>	2	0	0
Total Votes Cast	2	100.00%	<div style="width: 100.00%;"><div style="width: 100.00%;"></div></div>	2	0	0
Contest Totals	103			87	16	0

REP REP COMM WOMAN Mansfield Borough

Vote For 1

	TOTAL	VOTE %		Election Day	Absentee /Mail-in Ballots	Provisional
Write-In Totals	5	100.00%	<div style="width: 100.00%;"><div style="width: 100.00%;"></div></div>	5	0	0
Not Assigned	5	100.00%	<div style="width: 100.00%;"><div style="width: 100.00%;"></div></div>	5	0	0
Total Votes Cast	5	100.00%	<div style="width: 100.00%;"><div style="width: 100.00%;"></div></div>	5	0	0
Contest Totals	103			87	16	0

Middlebury Township

Statistics

	TOTAL	Election Day	Absentee /Mail-in Ballots	Provisional
Registered Voters - Total	900			
Registered Voters - Democratic	108			
Registered Voters - Republican	695			
Registered Voters - Nonpartisan	97			
Ballots Cast - Total	206	167	39	0
Ballots Cast - Democratic	37	21	16	0
Ballots Cast - Republican	169	146	23	0
Ballots Cast - Nonpartisan	0	0	0	0
Ballots Cast - Blank	0	0	0	0
Voter Turnout - Total	22.89%			
Voter Turnout - Democratic	34.26%			
Voter Turnout - Republican	24.32%			
Voter Turnout - Nonpartisan	0.00%			

DEM GOVERNOR

Vote For 1

	TOTAL	VOTE %		Election Day	Absentee /Mail-in Ballots	Provisional
Josh Shapiro	35	94.59%	<div style="width: 94.59%; background-color: #ffc107;"></div>	19	16	0
Write-In Totals	2	5.41%	<div style="width: 5.41%; background-color: #6c757d;"></div>	2	0	0
Write-In: Katie Muth	1	2.70%	<div style="width: 2.70%; background-color: #6c757d;"></div>	1	0	0
Write-In: Stacey Garrity	1	2.70%	<div style="width: 2.70%; background-color: #6c757d;"></div>	1	0	0
Not Assigned	0	0.00%	<div style="width: 0.00%; background-color: #6c757d;"></div>	0	0	0
Total Votes Cast	37	100.00%	<div style="width: 100.00%; background-color: #ffc107;"></div>	21	16	0
Contest Totals	37			21	16	0

DEM LIEUTENANT GOVERNOR

Vote For 1

	TOTAL	VOTE %		Election Day	Absentee /Mail-in Ballots	Provisional
Austin Davis	36	97.30%	<div style="width: 97.30%; background-color: #ffc107;"></div>	20	16	0
Write-In Totals	1	2.70%	<div style="width: 2.70%; background-color: #6c757d;"></div>	1	0	0
Write-In: Jason Richey	0	0.00%	<div style="width: 0.00%; background-color: #6c757d;"></div>	0	0	0
Not Assigned	1	2.70%	<div style="width: 2.70%; background-color: #6c757d;"></div>	1	0	0
Total Votes Cast	37	100.00%	<div style="width: 100.00%; background-color: #ffc107;"></div>	21	16	0
Contest Totals	37			21	16	0

Middlebury Township

DEM REP IN CONGRESS 15TH DIS

Vote For 1

	TOTAL	VOTE %		Election Day	Absentee /Mail-in Ballots	Provisional
Ray Bilger	35	100.00%	<div style="width: 100%; height: 10px; background-color: #ffc107;"></div>	19	16	0
Write-In Totals	0	0.00%	<div style="width: 0%; height: 10px; background-color: #6c757d;"></div>	0	0	0
Write-In: Glenn GT Thompson	0	0.00%	<div style="width: 0%; height: 10px; background-color: #6c757d;"></div>	0	0	0
Not Assigned	0	0.00%	<div style="width: 0%; height: 10px; background-color: #6c757d;"></div>	0	0	0
Total Votes Cast	35	100.00%	<div style="width: 100%; height: 10px; background-color: #ffc107;"></div>	19	16	0
Contest Totals	37			21	16	0

DEM REP IN THE GEN ASSEM 68TH DIS

Vote For 1

	TOTAL	VOTE %		Election Day	Absentee /Mail-in Ballots	Provisional
Quentin Gee	36	100.00%	<div style="width: 100%; height: 10px; background-color: #ffc107;"></div>	20	16	0
Write-In Totals	0	0.00%	<div style="width: 0%; height: 10px; background-color: #6c757d;"></div>	0	0	0
Write-In: Clint Owlett	0	0.00%	<div style="width: 0%; height: 10px; background-color: #6c757d;"></div>	0	0	0
Not Assigned	0	0.00%	<div style="width: 0%; height: 10px; background-color: #6c757d;"></div>	0	0	0
Total Votes Cast	36	100.00%	<div style="width: 100%; height: 10px; background-color: #ffc107;"></div>	20	16	0
Contest Totals	37			21	16	0

DEM MEMBER DEM STATE COMM 59TH DIST

Vote For 1

	TOTAL	VOTE %		Election Day	Absentee /Mail-in Ballots	Provisional
Write-In Totals	5	100.00%	<div style="width: 100%; height: 10px; background-color: #ffc107;"></div>	4	1	0
Write-In: Lisa Gephart	1	20.00%	<div style="width: 20%; height: 10px; background-color: #ffc107;"></div>	0	1	0
Write-In: Brynn Hammarstrom	0	0.00%	<div style="width: 0%; height: 10px; background-color: #6c757d;"></div>	0	0	0
Write-In: Jordan Omlar	0	0.00%	<div style="width: 0%; height: 10px; background-color: #6c757d;"></div>	0	0	0
Not Assigned	4	80.00%	<div style="width: 80%; height: 10px; background-color: #ffc107;"></div>	4	0	0
Total Votes Cast	5	100.00%	<div style="width: 100%; height: 10px; background-color: #ffc107;"></div>	4	1	0
Contest Totals	37			21	16	0

DEM DEM COMM Middlebury Township

Vote For 2

	TOTAL	VOTE %		Election Day	Absentee /Mail-in Ballots	Provisional
Write-In Totals	10	100.00%	<div style="width: 100%; height: 10px; background-color: #ffc107;"></div>	8	2	0
Not Assigned	10	100.00%	<div style="width: 100%; height: 10px; background-color: #ffc107;"></div>	8	2	0
Total Votes Cast	10	100.00%	<div style="width: 100%; height: 10px; background-color: #ffc107;"></div>	8	2	0
Contest Totals	74			42	32	0

Middlebury Township

REP GOVERNOR

Vote For 1

	TOTAL	VOTE %	Election Day	Absentee /Mail-in Ballots	Provisional
Stacy Garrity	153	93.29%	133	20	0
Write-In Totals	11	6.71%	9	2	0
Write-In: Doug Mastriano	2	1.22%	0	2	0
Write-In: Josh Shapiro	0	0.00%	0	0	0
Write-In: Katie Muth	0	0.00%	0	0	0
Not Assigned	9	5.49%	9	0	0
Total Votes Cast	164	100.00%	142	22	0
Contest Totals	169		146	23	0

REP LIEUTENANT GOVERNOR

Vote For 1

	TOTAL	VOTE %	Election Day	Absentee /Mail-in Ballots	Provisional
John Ventre	42	27.63%	37	5	0
Jason Richey	109	71.71%	95	14	0
Write-In Totals	1	0.66%	1	0	0
Write-In: Austin Davis	0	0.00%	0	0	0
Not Assigned	1	0.66%	1	0	0
Total Votes Cast	152	100.00%	133	19	0
Contest Totals	169		146	23	0

REP REP IN CONGRESS 15TH DIS

Vote For 1

	TOTAL	VOTE %	Election Day	Absentee /Mail-in Ballots	Provisional
Glenn GT Thompson	158	98.75%	136	22	0
Write-In Totals	2	1.25%	2	0	0
Write-In: Ray Bilger	0	0.00%	0	0	0
Not Assigned	2	1.25%	2	0	0
Total Votes Cast	160	100.00%	138	22	0
Contest Totals	169		146	23	0

REP REP IN THE GEN ASSEM 68TH DIS

Vote For 1

	TOTAL	VOTE %	Election Day	Absentee /Mail-in Ballots	Provisional
Clint Owlett	158	98.14%	136	22	0
Write-In Totals	3	1.86%	3	0	0
Write-In: Quentin Gee	1	0.62%	1	0	0
Not Assigned	2	1.24%	2	0	0
Total Votes Cast	161	100.00%	139	22	0
Contest Totals	169		146	23	0

Middlebury Township

REP MEMBER OF THE REPUBLICAN STATE COMMITTEE

Vote For 2

	TOTAL	VOTE %		Election Day	Absentee /Mail-in Ballots	Provisional
Lauren Owlett	135	50.19%	<div style="width: 50.19%;"><div style="width: 50.19%;"></div></div>	118	17	0
Gary Wilson	132	49.07%	<div style="width: 49.07%;"><div style="width: 49.07%;"></div></div>	112	20	0
Write-In Totals	2	0.74%	<div style="width: 0.74%;"><div style="width: 0.74%;"></div></div>	2	0	0
Not Assigned	2	0.74%	<div style="width: 0.74%;"><div style="width: 0.74%;"></div></div>	2	0	0
Total Votes Cast	269	100.00%	<div style="width: 100.00%;"><div style="width: 100.00%;"></div></div>	232	37	0
Contest Totals	338			292	46	0

REP REP COMM MAN Middlebury Township

Vote For 1

	TOTAL	VOTE %		Election Day	Absentee /Mail-in Ballots	Provisional
Write-In Totals	7	100.00%	<div style="width: 100.00%;"><div style="width: 100.00%;"></div></div>	6	1	0
Not Assigned	7	100.00%	<div style="width: 100.00%;"><div style="width: 100.00%;"></div></div>	6	1	0
Total Votes Cast	7	100.00%	<div style="width: 100.00%;"><div style="width: 100.00%;"></div></div>	6	1	0
Contest Totals	169			146	23	0

REP REP COMM WOMAN Middlebury Township

Vote For 1

	TOTAL	VOTE %		Election Day	Absentee /Mail-in Ballots	Provisional
Joy Childs	149	98.03%	<div style="width: 98.03%;"><div style="width: 98.03%;"></div></div>	129	20	0
Write-In Totals	3	1.97%	<div style="width: 1.97%;"><div style="width: 1.97%;"></div></div>	3	0	0
Not Assigned	3	1.97%	<div style="width: 1.97%;"><div style="width: 1.97%;"></div></div>	3	0	0
Total Votes Cast	152	100.00%	<div style="width: 100.00%;"><div style="width: 100.00%;"></div></div>	132	20	0
Contest Totals	169			146	23	0

Morris Township

Statistics

	TOTAL	Election Day	Absentee /Mail-in Ballots	Provisional
Registered Voters - Total	404			
Registered Voters - Democratic	58			
Registered Voters - Republican	314			
Registered Voters - Nonpartisan	32			
Ballots Cast - Total	93	73	20	0
Ballots Cast - Democratic	22	10	12	0
Ballots Cast - Republican	71	63	8	0
Ballots Cast - Nonpartisan	0	0	0	0
Ballots Cast - Blank	1	1	0	0
Voter Turnout - Total	23.02%			
Voter Turnout - Democratic	37.93%			
Voter Turnout - Republican	22.61%			
Voter Turnout - Nonpartisan	0.00%			

DEM GOVERNOR

Vote For 1

	TOTAL	VOTE %		Election Day	Absentee /Mail-in Ballots	Provisional
Josh Shapiro	20	95.24%	<div style="width: 95.24%; background-color: #f0e68c;"></div>	8	12	0
Write-In Totals	1	4.76%	<div style="width: 4.76%; background-color: #d3d3d3;"></div>	1	0	0
Write-In: Stacey Garrity	1	4.76%	<div style="width: 4.76%; background-color: #d3d3d3;"></div>	1	0	0
Write-In: Katie Muth	0	0.00%	<div style="width: 0.00%; background-color: #d3d3d3;"></div>	0	0	0
Not Assigned	0	0.00%	<div style="width: 0.00%; background-color: #d3d3d3;"></div>	0	0	0
Total Votes Cast	21	100.00%	<div style="width: 100.00%; background-color: #f0e68c;"></div>	9	12	0
Contest Totals	22			10	12	0

DEM LIEUTENANT GOVERNOR

Vote For 1

	TOTAL	VOTE %		Election Day	Absentee /Mail-in Ballots	Provisional
Austin Davis	20	100.00%	<div style="width: 100.00%; background-color: #f0e68c;"></div>	8	12	0
Write-In Totals	0	0.00%	<div style="width: 0.00%; background-color: #d3d3d3;"></div>	0	0	0
Write-In: Jason Richey	0	0.00%	<div style="width: 0.00%; background-color: #d3d3d3;"></div>	0	0	0
Not Assigned	0	0.00%	<div style="width: 0.00%; background-color: #d3d3d3;"></div>	0	0	0
Total Votes Cast	20	100.00%	<div style="width: 100.00%; background-color: #f0e68c;"></div>	8	12	0
Contest Totals	22			10	12	0

Morris Township

DEM REP IN CONGRESS 15TH DIS

Vote For 1

	TOTAL	VOTE %		Election Day	Absentee /Mail-in Ballots	Provisional
Ray Bilger	18	100.00%	<div style="width: 100%; height: 10px; background-color: #ffc107;"></div>	8	10	0
Write-In Totals	0	0.00%	<div style="width: 0%; height: 10px; background-color: #6c757d;"></div>	0	0	0
Write-In: Glenn GT Thompson	0	0.00%	<div style="width: 0%; height: 10px; background-color: #6c757d;"></div>	0	0	0
Not Assigned	0	0.00%	<div style="width: 0%; height: 10px; background-color: #6c757d;"></div>	0	0	0
Total Votes Cast	18	100.00%	<div style="width: 100%; height: 10px; background-color: #ffc107;"></div>	8	10	0
Contest Totals	22			10	12	0

DEM REP IN THE GEN ASSEM 68TH DIS

Vote For 1

	TOTAL	VOTE %		Election Day	Absentee /Mail-in Ballots	Provisional
Quentin Gee	19	95.00%	<div style="width: 95%; height: 10px; background-color: #ffc107;"></div>	8	11	0
Write-In Totals	1	5.00%	<div style="width: 5%; height: 10px; background-color: #6c757d;"></div>	1	0	0
Write-In: Clint Owlett	1	5.00%	<div style="width: 5%; height: 10px; background-color: #6c757d;"></div>	1	0	0
Not Assigned	0	0.00%	<div style="width: 0%; height: 10px; background-color: #6c757d;"></div>	0	0	0
Total Votes Cast	20	100.00%	<div style="width: 100%; height: 10px; background-color: #ffc107;"></div>	9	11	0
Contest Totals	22			10	12	0

DEM MEMBER DEM STATE COMM 59TH DIST

Vote For 1

	TOTAL	VOTE %		Election Day	Absentee /Mail-in Ballots	Provisional
Write-In Totals	2	100.00%	<div style="width: 100%; height: 10px; background-color: #ffc107;"></div>	0	2	0
Write-In: Lisa Gephart	1	50.00%	<div style="width: 50%; height: 10px; background-color: #ffc107;"></div>	0	1	0
Write-In: Brynn Hammarstrom	0	0.00%	<div style="width: 0%; height: 10px; background-color: #6c757d;"></div>	0	0	0
Write-In: Jordan Omlar	0	0.00%	<div style="width: 0%; height: 10px; background-color: #6c757d;"></div>	0	0	0
Not Assigned	1	50.00%	<div style="width: 50%; height: 10px; background-color: #6c757d;"></div>	0	1	0
Total Votes Cast	2	100.00%	<div style="width: 100%; height: 10px; background-color: #ffc107;"></div>	0	2	0
Contest Totals	22			10	12	0

DEM DEM COMM Morris Township

Vote For 2

	TOTAL	VOTE %		Election Day	Absentee /Mail-in Ballots	Provisional
Write-In Totals	7	100.00%	<div style="width: 100%; height: 10px; background-color: #ffc107;"></div>	1	6	0
Not Assigned	7	100.00%	<div style="width: 100%; height: 10px; background-color: #ffc107;"></div>	1	6	0
Total Votes Cast	7	100.00%	<div style="width: 100%; height: 10px; background-color: #ffc107;"></div>	1	6	0
Contest Totals	44			20	24	0

Morris Township

REP GOVERNOR

Vote For 1

	TOTAL	VOTE %	Election Day	Absentee /Mail-in Ballots	Provisional
Stacy Garrity	61	96.83%	54	7	0
Write-In Totals	2	3.17%	2	0	0
Write-In: Doug Mastriano	2	3.17%	2	0	0
Write-In: Josh Shapiro	0	0.00%	0	0	0
Write-In: Katie Muth	0	0.00%	0	0	0
Not Assigned	0	0.00%	0	0	0
Total Votes Cast	63	100.00%	56	7	0
Contest Totals	71		63	8	0

REP LIEUTENANT GOVERNOR

Vote For 1

	TOTAL	VOTE %	Election Day	Absentee /Mail-in Ballots	Provisional
John Ventre	20	32.26%	18	2	0
Jason Richey	42	67.74%	38	4	0
Write-In Totals	0	0.00%	0	0	0
Write-In: Austin Davis	0	0.00%	0	0	0
Not Assigned	0	0.00%	0	0	0
Total Votes Cast	62	100.00%	56	6	0
Contest Totals	71		63	8	0

REP REP IN CONGRESS 15TH DIS

Vote For 1

	TOTAL	VOTE %	Election Day	Absentee /Mail-in Ballots	Provisional
Glenn GT Thompson	65	100.00%	59	6	0
Write-In Totals	0	0.00%	0	0	0
Write-In: Ray Bilger	0	0.00%	0	0	0
Not Assigned	0	0.00%	0	0	0
Total Votes Cast	65	100.00%	59	6	0
Contest Totals	71		63	8	0

REP REP IN THE GEN ASSEM 68TH DIS

Vote For 1

	TOTAL	VOTE %	Election Day	Absentee /Mail-in Ballots	Provisional
Clint Owlett	69	100.00%	61	8	0
Write-In Totals	0	0.00%	0	0	0
Write-In: Quentin Gee	0	0.00%	0	0	0
Not Assigned	0	0.00%	0	0	0
Total Votes Cast	69	100.00%	61	8	0
Contest Totals	71		63	8	0

Morris Township

REP MEMBER OF THE REPUBLICAN STATE COMMITTEE

Vote For 2

	TOTAL	VOTE %		Election Day	Absentee /Mail-in Ballots	Provisional
Lauren Owlett	66	58.41%	<div style="width: 58.41%; background-color: #f0e68c;"></div>	58	8	0
Gary Wilson	47	41.59%	<div style="width: 41.59%; background-color: #d3d3d3;"></div>	42	5	0
Write-In Totals	0	0.00%	<div style="width: 0%; background-color: #d3d3d3;"></div>	0	0	0
Not Assigned	0	0.00%	<div style="width: 0%; background-color: #d3d3d3;"></div>	0	0	0
Total Votes Cast	113	100.00%	<div style="width: 100%; background-color: #f0e68c;"></div>	100	13	0
Contest Totals	142			126	16	0

REP REP COMM MAN Morris Township

Vote For 1

	TOTAL	VOTE %		Election Day	Absentee /Mail-in Ballots	Provisional
Write-In Totals	3	100.00%	<div style="width: 100%; background-color: #f0e68c;"></div>	3	0	0
Not Assigned	3	100.00%	<div style="width: 100%; background-color: #f0e68c;"></div>	3	0	0
Total Votes Cast	3	100.00%	<div style="width: 100%; background-color: #f0e68c;"></div>	3	0	0
Contest Totals	71			63	8	0

REP REP COMM WOMAN Morris Township

Vote For 1

	TOTAL	VOTE %		Election Day	Absentee /Mail-in Ballots	Provisional
Lauren Owlett	68	100.00%	<div style="width: 100%; background-color: #f0e68c;"></div>	60	8	0
Write-In Totals	0	0.00%	<div style="width: 0%; background-color: #d3d3d3;"></div>	0	0	0
Not Assigned	0	0.00%	<div style="width: 0%; background-color: #d3d3d3;"></div>	0	0	0
Total Votes Cast	68	100.00%	<div style="width: 100%; background-color: #f0e68c;"></div>	60	8	0
Contest Totals	71			63	8	0

Nelson Township

Statistics

	TOTAL	Election Day	Absentee /Mail-in Ballots	Provisional
Registered Voters - Total	347			
Registered Voters - Democratic	54			
Registered Voters - Republican	244			
Registered Voters - Nonpartisan	49			
Ballots Cast - Total	32	27	5	0
Ballots Cast - Democratic	11	7	4	0
Ballots Cast - Republican	21	20	1	0
Ballots Cast - Nonpartisan	0	0	0	0
Ballots Cast - Blank	0	0	0	0
Voter Turnout - Total	9.22%			
Voter Turnout - Democratic	20.37%			
Voter Turnout - Republican	8.61%			
Voter Turnout - Nonpartisan	0.00%			

DEM GOVERNOR

Vote For 1

	TOTAL	VOTE %		Election Day	Absentee /Mail-in Ballots	Provisional
Josh Shapiro	10	100.00%	<div style="width: 100%; height: 10px; background-color: #ffc107;"></div>	6	4	0
Write-In Totals	0	0.00%	<div style="width: 0%; height: 10px; background-color: #6c757d;"></div>	0	0	0
Write-In: Katie Muth	0	0.00%	<div style="width: 0%; height: 10px; background-color: #6c757d;"></div>	0	0	0
Write-In: Stacey Garrity	0	0.00%	<div style="width: 0%; height: 10px; background-color: #6c757d;"></div>	0	0	0
Not Assigned	0	0.00%	<div style="width: 0%; height: 10px; background-color: #6c757d;"></div>	0	0	0
Total Votes Cast	10	100.00%	<div style="width: 100%; height: 10px; background-color: #ffc107;"></div>	6	4	0
Contest Totals	11			7	4	0

DEM LIEUTENANT GOVERNOR

Vote For 1

	TOTAL	VOTE %		Election Day	Absentee /Mail-in Ballots	Provisional
Austin Davis	11	100.00%	<div style="width: 100%; height: 10px; background-color: #ffc107;"></div>	7	4	0
Write-In Totals	0	0.00%	<div style="width: 0%; height: 10px; background-color: #6c757d;"></div>	0	0	0
Write-In: Jason Richey	0	0.00%	<div style="width: 0%; height: 10px; background-color: #6c757d;"></div>	0	0	0
Not Assigned	0	0.00%	<div style="width: 0%; height: 10px; background-color: #6c757d;"></div>	0	0	0
Total Votes Cast	11	100.00%	<div style="width: 100%; height: 10px; background-color: #ffc107;"></div>	7	4	0
Contest Totals	11			7	4	0

Nelson Township

DEM REP IN CONGRESS 15TH DIS

Vote For 1

	TOTAL	VOTE %	Election Day	Absentee /Mail-in Ballots	Provisional
Ray Bilger	11	100.00%	7	4	0
Write-In Totals	0	0.00%	0	0	0
Write-In: Glenn GT Thompson	0	0.00%	0	0	0
Not Assigned	0	0.00%	0	0	0
Total Votes Cast	11	100.00%	7	4	0
Contest Totals	11		7	4	0

DEM REP IN THE GEN ASSEM 68TH DIS

Vote For 1

	TOTAL	VOTE %	Election Day	Absentee /Mail-in Ballots	Provisional
Quentin Gee	11	100.00%	7	4	0
Write-In Totals	0	0.00%	0	0	0
Write-In: Clint Owlett	0	0.00%	0	0	0
Not Assigned	0	0.00%	0	0	0
Total Votes Cast	11	100.00%	7	4	0
Contest Totals	11		7	4	0

DEM MEMBER DEM STATE COMM 59TH DIST

Vote For 1

	TOTAL	VOTE %	Election Day	Absentee /Mail-in Ballots	Provisional
Write-In Totals	0		0	0	0
Write-In: Brynn Hammarstrom	0		0	0	0
Write-In: Lisa Gephart	0		0	0	0
Write-In: Jordan Omlar	0		0	0	0
Not Assigned	0		0	0	0
Total Votes Cast	0		0	0	0
Contest Totals	11		7	4	0

DEM DEM COMM Nelson Township

Vote For 2

	TOTAL	VOTE %	Election Day	Absentee /Mail-in Ballots	Provisional
Write-In Totals	0		0	0	0
Not Assigned	0		0	0	0
Total Votes Cast	0		0	0	0
Contest Totals	22		14	8	0

Nelson Township

REP GOVERNOR

Vote For 1

	TOTAL	VOTE %		Election Day	Absentee /Mail-in Ballots	Provisional
Stacy Garrity	21	100.00%	<div style="width: 100%; height: 10px; background-color: #ffc107;"></div>	20	1	0
Write-In Totals	0	0.00%	<div style="width: 0%; height: 10px; background-color: #6c757d;"></div>	0	0	0
Write-In: Josh Shapiro	0	0.00%	<div style="width: 0%; height: 10px; background-color: #6c757d;"></div>	0	0	0
Write-In: Katie Muth	0	0.00%	<div style="width: 0%; height: 10px; background-color: #6c757d;"></div>	0	0	0
Write-In: Doug Mastriano	0	0.00%	<div style="width: 0%; height: 10px; background-color: #6c757d;"></div>	0	0	0
Not Assigned	0	0.00%	<div style="width: 0%; height: 10px; background-color: #6c757d;"></div>	0	0	0
Total Votes Cast	21	100.00%	<div style="width: 100%; height: 10px; background-color: #ffc107;"></div>	20	1	0
Contest Totals	21			20	1	0

REP LIEUTENANT GOVERNOR

Vote For 1

	TOTAL	VOTE %		Election Day	Absentee /Mail-in Ballots	Provisional
John Ventre	8	40.00%	<div style="width: 40%; height: 10px; background-color: #ffc107;"></div>	8	0	0
Jason Richey	12	60.00%	<div style="width: 60%; height: 10px; background-color: #ffc107;"></div>	11	1	0
Write-In Totals	0	0.00%	<div style="width: 0%; height: 10px; background-color: #6c757d;"></div>	0	0	0
Write-In: Austin Davis	0	0.00%	<div style="width: 0%; height: 10px; background-color: #6c757d;"></div>	0	0	0
Not Assigned	0	0.00%	<div style="width: 0%; height: 10px; background-color: #6c757d;"></div>	0	0	0
Total Votes Cast	20	100.00%	<div style="width: 100%; height: 10px; background-color: #ffc107;"></div>	19	1	0
Contest Totals	21			20	1	0

REP REP IN CONGRESS 15TH DIS

Vote For 1

	TOTAL	VOTE %		Election Day	Absentee /Mail-in Ballots	Provisional
Glenn GT Thompson	21	100.00%	<div style="width: 100%; height: 10px; background-color: #ffc107;"></div>	20	1	0
Write-In Totals	0	0.00%	<div style="width: 0%; height: 10px; background-color: #6c757d;"></div>	0	0	0
Write-In: Ray Bilger	0	0.00%	<div style="width: 0%; height: 10px; background-color: #6c757d;"></div>	0	0	0
Not Assigned	0	0.00%	<div style="width: 0%; height: 10px; background-color: #6c757d;"></div>	0	0	0
Total Votes Cast	21	100.00%	<div style="width: 100%; height: 10px; background-color: #ffc107;"></div>	20	1	0
Contest Totals	21			20	1	0

REP REP IN THE GEN ASSEM 68TH DIS

Vote For 1

	TOTAL	VOTE %		Election Day	Absentee /Mail-in Ballots	Provisional
Clint Owlett	20	95.24%	<div style="width: 95.24%; height: 10px; background-color: #ffc107;"></div>	19	1	0
Write-In Totals	1	4.76%	<div style="width: 4.76%; height: 10px; background-color: #6c757d;"></div>	1	0	0
Write-In: Quentin Gee	1	4.76%	<div style="width: 4.76%; height: 10px; background-color: #6c757d;"></div>	1	0	0
Not Assigned	0	0.00%	<div style="width: 0%; height: 10px; background-color: #6c757d;"></div>	0	0	0
Total Votes Cast	21	100.00%	<div style="width: 100%; height: 10px; background-color: #ffc107;"></div>	20	1	0
Contest Totals	21			20	1	0

Nelson Township

REP MEMBER OF THE REPUBLICAN STATE COMMITTEE

Vote For 2

	TOTAL	VOTE %		Election Day	Absentee /Mail-in Ballots	Provisional
Lauren Owlett	17	53.12%	<div style="width: 53.12%;"><div style="width: 53.12%;"></div></div>	16	1	0
Gary Wilson	13	40.62%	<div style="width: 40.62%;"><div style="width: 40.62%;"></div></div>	13	0	0
Write-In Totals	2	6.25%	<div style="width: 6.25%;"><div style="width: 6.25%;"></div></div>	2	0	0
Not Assigned	2	6.25%	<div style="width: 6.25%;"><div style="width: 6.25%;"></div></div>	2	0	0
Total Votes Cast	32	100.00%	<div style="width: 100.00%;"><div style="width: 100.00%;"></div></div>	31	1	0
Contest Totals	42			40	2	0

REP REP COMM MAN Nelson Township

Vote For 1

	TOTAL	VOTE %		Election Day	Absentee /Mail-in Ballots	Provisional
Write-In Totals	1	100.00%	<div style="width: 100.00%;"><div style="width: 100.00%;"></div></div>	1	0	0
Not Assigned	1	100.00%	<div style="width: 100.00%;"><div style="width: 100.00%;"></div></div>	1	0	0
Total Votes Cast	1	100.00%	<div style="width: 100.00%;"><div style="width: 100.00%;"></div></div>	1	0	0
Contest Totals	21			20	1	0

REP REP COMM WOMAN Nelson Township

Vote For 1

	TOTAL	VOTE %		Election Day	Absentee /Mail-in Ballots	Provisional
Write-In Totals	1	100.00%	<div style="width: 100.00%;"><div style="width: 100.00%;"></div></div>	1	0	0
Not Assigned	1	100.00%	<div style="width: 100.00%;"><div style="width: 100.00%;"></div></div>	1	0	0
Total Votes Cast	1	100.00%	<div style="width: 100.00%;"><div style="width: 100.00%;"></div></div>	1	0	0
Contest Totals	21			20	1	0

Osceola Township

Statistics

	TOTAL	Election Day	Absentee /Mail-in Ballots	Provisional
Registered Voters - Total	370			
Registered Voters - Democratic	66			
Registered Voters - Republican	254			
Registered Voters - Nonpartisan	50			
Ballots Cast - Total	40	37	3	0
Ballots Cast - Democratic	10	9	1	0
Ballots Cast - Republican	30	28	2	0
Ballots Cast - Nonpartisan	0	0	0	0
Ballots Cast - Blank	1	1	0	0
Voter Turnout - Total	10.81%			
Voter Turnout - Democratic	15.15%			
Voter Turnout - Republican	11.81%			
Voter Turnout - Nonpartisan	0.00%			

DEM GOVERNOR

Vote For 1

	TOTAL	VOTE %		Election Day	Absentee /Mail-in Ballots	Provisional
Josh Shapiro	9	100.00%	<div style="width: 100%; height: 10px; background-color: #f0e68c;"></div>	8	1	0
Write-In Totals	0	0.00%	<div style="width: 0%; height: 10px; background-color: #d3d3d3;"></div>	0	0	0
Write-In: Katie Muth	0	0.00%	<div style="width: 0%; height: 10px; background-color: #d3d3d3;"></div>	0	0	0
Write-In: Stacey Garrity	0	0.00%	<div style="width: 0%; height: 10px; background-color: #d3d3d3;"></div>	0	0	0
Not Assigned	0	0.00%	<div style="width: 0%; height: 10px; background-color: #d3d3d3;"></div>	0	0	0
Total Votes Cast	9	100.00%	<div style="width: 100%; height: 10px; background-color: #f0e68c;"></div>	8	1	0
Contest Totals	10			9	1	0

DEM LIEUTENANT GOVERNOR

Vote For 1

	TOTAL	VOTE %		Election Day	Absentee /Mail-in Ballots	Provisional
Austin Davis	9	100.00%	<div style="width: 100%; height: 10px; background-color: #f0e68c;"></div>	8	1	0
Write-In Totals	0	0.00%	<div style="width: 0%; height: 10px; background-color: #d3d3d3;"></div>	0	0	0
Write-In: Jason Richey	0	0.00%	<div style="width: 0%; height: 10px; background-color: #d3d3d3;"></div>	0	0	0
Not Assigned	0	0.00%	<div style="width: 0%; height: 10px; background-color: #d3d3d3;"></div>	0	0	0
Total Votes Cast	9	100.00%	<div style="width: 100%; height: 10px; background-color: #f0e68c;"></div>	8	1	0
Contest Totals	10			9	1	0

Osceola Township

DEM REP IN CONGRESS 15TH DIS

Vote For 1

	TOTAL	VOTE %	Election Day	Absentee /Mail-in Ballots	Provisional
Ray Bilger	9	100.00%	8	1	0
Write-In Totals	0	0.00%	0	0	0
Write-In: Glenn GT Thompson	0	0.00%	0	0	0
Not Assigned	0	0.00%	0	0	0
Total Votes Cast	9	100.00%	8	1	0
Contest Totals	10		9	1	0

DEM REP IN THE GEN ASSEM 68TH DIS

Vote For 1

	TOTAL	VOTE %	Election Day	Absentee /Mail-in Ballots	Provisional
Quentin Gee	9	100.00%	8	1	0
Write-In Totals	0	0.00%	0	0	0
Write-In: Clint Owlett	0	0.00%	0	0	0
Not Assigned	0	0.00%	0	0	0
Total Votes Cast	9	100.00%	8	1	0
Contest Totals	10		9	1	0

DEM MEMBER DEM STATE COMM 59TH DIST

Vote For 1

	TOTAL	VOTE %	Election Day	Absentee /Mail-in Ballots	Provisional
Write-In Totals	0		0	0	0
Write-In: Brynn Hammarstrom	0		0	0	0
Write-In: Lisa Gephart	0		0	0	0
Write-In: Jordan Omlar	0		0	0	0
Not Assigned	0		0	0	0
Total Votes Cast	0		0	0	0
Contest Totals	10		9	1	0

DEM DEM COMM Osceola Township

Vote For 2

	TOTAL	VOTE %	Election Day	Absentee /Mail-in Ballots	Provisional
Write-In Totals	1	100.00%	1	0	0
Not Assigned	1	100.00%	1	0	0
Total Votes Cast	1	100.00%	1	0	0
Contest Totals	20		18	2	0

Osceola Township

REP GOVERNOR

Vote For 1

	TOTAL	VOTE %	Election Day	Absentee /Mail-in Ballots	Provisional
Stacy Garrity	29	96.67%	27	2	0
Write-In Totals	1	3.33%	1	0	0
Write-In: Josh Shapiro	0	0.00%	0	0	0
Write-In: Katie Muth	0	0.00%	0	0	0
Write-In: Doug Mastriano	0	0.00%	0	0	0
Not Assigned	1	3.33%	1	0	0
Total Votes Cast	30	100.00%	28	2	0
Contest Totals	30		28	2	0

REP LIEUTENANT GOVERNOR

Vote For 1

	TOTAL	VOTE %	Election Day	Absentee /Mail-in Ballots	Provisional
John Ventre	7	25.00%	6	1	0
Jason Richey	21	75.00%	20	1	0
Write-In Totals	0	0.00%	0	0	0
Write-In: Austin Davis	0	0.00%	0	0	0
Not Assigned	0	0.00%	0	0	0
Total Votes Cast	28	100.00%	26	2	0
Contest Totals	30		28	2	0

REP REP IN CONGRESS 15TH DIS

Vote For 1

	TOTAL	VOTE %	Election Day	Absentee /Mail-in Ballots	Provisional
Glenn GT Thompson	30	100.00%	28	2	0
Write-In Totals	0	0.00%	0	0	0
Write-In: Ray Bilger	0	0.00%	0	0	0
Not Assigned	0	0.00%	0	0	0
Total Votes Cast	30	100.00%	28	2	0
Contest Totals	30		28	2	0

REP REP IN THE GEN ASSEM 68TH DIS

Vote For 1

	TOTAL	VOTE %	Election Day	Absentee /Mail-in Ballots	Provisional
Clint Owlett	29	96.67%	27	2	0
Write-In Totals	1	3.33%	1	0	0
Write-In: Quentin Gee	0	0.00%	0	0	0
Not Assigned	1	3.33%	1	0	0
Total Votes Cast	30	100.00%	28	2	0
Contest Totals	30		28	2	0

Osceola Township

REP MEMBER OF THE REPUBLICAN STATE COMMITTEE

Vote For 2

	TOTAL	VOTE %		Election Day	Absentee /Mail-in Ballots	Provisional
Lauren Owlett	23	53.49%	<div style="width: 53.49%; background-color: #FFD700;"></div>	21	2	0
Gary Wilson	20	46.51%	<div style="width: 46.51%; background-color: #FFD700;"></div>	18	2	0
Write-In Totals	0	0.00%	<div style="width: 0.00%; background-color: #FFD700;"></div>	0	0	0
Not Assigned	0	0.00%	<div style="width: 0.00%; background-color: #FFD700;"></div>	0	0	0
Total Votes Cast	43	100.00%	<div style="width: 100.00%; background-color: #FFD700;"></div>	39	4	0
Contest Totals	60			56	4	0

REP REP COMM MAN Osceola Township

Vote For 1

	TOTAL	VOTE %		Election Day	Absentee /Mail-in Ballots	Provisional
Write-In Totals	1	100.00%	<div style="width: 100.00%; background-color: #FFD700;"></div>	1	0	0
Not Assigned	1	100.00%	<div style="width: 100.00%; background-color: #FFD700;"></div>	1	0	0
Total Votes Cast	1	100.00%	<div style="width: 100.00%; background-color: #FFD700;"></div>	1	0	0
Contest Totals	30			28	2	0

REP REP COMM WOMAN Osceola Township

Vote For 1

	TOTAL	VOTE %		Election Day	Absentee /Mail-in Ballots	Provisional
Write-In Totals	0			0	0	0
Not Assigned	0			0	0	0
Total Votes Cast	0			0	0	0
Contest Totals	30			28	2	0

Putnam Township

Statistics

	TOTAL	Election Day	Absentee /Mail-in Ballots	Provisional
Registered Voters - Total	255			
Registered Voters - Democratic	56			
Registered Voters - Republican	169			
Registered Voters - Nonpartisan	30			
Ballots Cast - Total	51	47	4	0
Ballots Cast - Democratic	16	13	3	0
Ballots Cast - Republican	35	34	1	0
Ballots Cast - Nonpartisan	0	0	0	0
Ballots Cast - Blank	0	0	0	0
Voter Turnout - Total	20.00%			
Voter Turnout - Democratic	28.57%			
Voter Turnout - Republican	20.71%			
Voter Turnout - Nonpartisan	0.00%			

DEM GOVERNOR

Vote For 1

	TOTAL	VOTE %		Election Day	Absentee /Mail-in Ballots	Provisional
Josh Shapiro	15	100.00%	<div style="width: 100%; height: 10px; background-color: #f0e68c;"></div>	12	3	0
Write-In Totals	0	0.00%	<div style="width: 0%; height: 10px; background-color: #d3d3d3;"></div>	0	0	0
Write-In: Katie Muth	0	0.00%	<div style="width: 0%; height: 10px; background-color: #d3d3d3;"></div>	0	0	0
Write-In: Stacey Garrity	0	0.00%	<div style="width: 0%; height: 10px; background-color: #d3d3d3;"></div>	0	0	0
Not Assigned	0	0.00%	<div style="width: 0%; height: 10px; background-color: #d3d3d3;"></div>	0	0	0
Total Votes Cast	15	100.00%	<div style="width: 100%; height: 10px; background-color: #f0e68c;"></div>	12	3	0
Contest Totals	16			13	3	0

DEM LIEUTENANT GOVERNOR

Vote For 1

	TOTAL	VOTE %		Election Day	Absentee /Mail-in Ballots	Provisional
Austin Davis	16	100.00%	<div style="width: 100%; height: 10px; background-color: #f0e68c;"></div>	13	3	0
Write-In Totals	0	0.00%	<div style="width: 0%; height: 10px; background-color: #d3d3d3;"></div>	0	0	0
Write-In: Jason Richey	0	0.00%	<div style="width: 0%; height: 10px; background-color: #d3d3d3;"></div>	0	0	0
Not Assigned	0	0.00%	<div style="width: 0%; height: 10px; background-color: #d3d3d3;"></div>	0	0	0
Total Votes Cast	16	100.00%	<div style="width: 100%; height: 10px; background-color: #f0e68c;"></div>	13	3	0
Contest Totals	16			13	3	0

Putnam Township

DEM REP IN CONGRESS 15TH DIS

Vote For 1

	TOTAL	VOTE %		Election Day	Absentee /Mail-in Ballots	Provisional
Ray Bilger	15	100.00%	<div style="width: 100%; height: 10px; background-color: #ffc107;"></div>	12	3	0
Write-In Totals	0	0.00%	<div style="width: 0%; height: 10px; background-color: #6c757d;"></div>	0	0	0
Write-In: Glenn GT Thompson	0	0.00%	<div style="width: 0%; height: 10px; background-color: #6c757d;"></div>	0	0	0
Not Assigned	0	0.00%	<div style="width: 0%; height: 10px; background-color: #6c757d;"></div>	0	0	0
Total Votes Cast	15	100.00%	<div style="width: 100%; height: 10px; background-color: #ffc107;"></div>	12	3	0
Contest Totals	16			13	3	0

DEM REP IN THE GEN ASSEM 68TH DIS

Vote For 1

	TOTAL	VOTE %		Election Day	Absentee /Mail-in Ballots	Provisional
Quentin Gee	16	100.00%	<div style="width: 100%; height: 10px; background-color: #ffc107;"></div>	13	3	0
Write-In Totals	0	0.00%	<div style="width: 0%; height: 10px; background-color: #6c757d;"></div>	0	0	0
Write-In: Clint Owlett	0	0.00%	<div style="width: 0%; height: 10px; background-color: #6c757d;"></div>	0	0	0
Not Assigned	0	0.00%	<div style="width: 0%; height: 10px; background-color: #6c757d;"></div>	0	0	0
Total Votes Cast	16	100.00%	<div style="width: 100%; height: 10px; background-color: #ffc107;"></div>	13	3	0
Contest Totals	16			13	3	0

DEM MEMBER DEM STATE COMM 59TH DIST

Vote For 1

	TOTAL	VOTE %		Election Day	Absentee /Mail-in Ballots	Provisional
Write-In Totals	1	100.00%	<div style="width: 100%; height: 10px; background-color: #ffc107;"></div>	1	0	0
Write-In: Brynn Hammarstrom	1	100.00%	<div style="width: 100%; height: 10px; background-color: #ffc107;"></div>	1	0	0
Write-In: Lisa Gephart	0	0.00%	<div style="width: 0%; height: 10px; background-color: #6c757d;"></div>	0	0	0
Write-In: Jordan Omlar	0	0.00%	<div style="width: 0%; height: 10px; background-color: #6c757d;"></div>	0	0	0
Not Assigned	0	0.00%	<div style="width: 0%; height: 10px; background-color: #6c757d;"></div>	0	0	0
Total Votes Cast	1	100.00%	<div style="width: 100%; height: 10px; background-color: #ffc107;"></div>	1	0	0
Contest Totals	16			13	3	0

DEM DEM COMM Putnam Township

Vote For 2

	TOTAL	VOTE %		Election Day	Absentee /Mail-in Ballots	Provisional
Write-In Totals	2	100.00%	<div style="width: 100%; height: 10px; background-color: #ffc107;"></div>	2	0	0
Not Assigned	2	100.00%	<div style="width: 100%; height: 10px; background-color: #ffc107;"></div>	2	0	0
Total Votes Cast	2	100.00%	<div style="width: 100%; height: 10px; background-color: #ffc107;"></div>	2	0	0
Contest Totals	32			26	6	0

Putnam Township

REP GOVERNOR

Vote For 1

	TOTAL	VOTE %	Election Day	Absentee /Mail-in Ballots	Provisional
Stacy Garrity	31	91.18%	30	1	0
Write-In Totals	3	8.82%	3	0	0
Write-In: Doug Mastriano	3	8.82%	3	0	0
Write-In: Josh Shapiro	0	0.00%	0	0	0
Write-In: Katie Muth	0	0.00%	0	0	0
Not Assigned	0	0.00%	0	0	0
Total Votes Cast	34	100.00%	33	1	0
Contest Totals	35		34	1	0

REP LIEUTENANT GOVERNOR

Vote For 1

	TOTAL	VOTE %	Election Day	Absentee /Mail-in Ballots	Provisional
John Ventre	11	39.29%	11	0	0
Jason Richey	17	60.71%	16	1	0
Write-In Totals	0	0.00%	0	0	0
Write-In: Austin Davis	0	0.00%	0	0	0
Not Assigned	0	0.00%	0	0	0
Total Votes Cast	28	100.00%	27	1	0
Contest Totals	35		34	1	0

REP REP IN CONGRESS 15TH DIS

Vote For 1

	TOTAL	VOTE %	Election Day	Absentee /Mail-in Ballots	Provisional
Glenn GT Thompson	34	97.14%	33	1	0
Write-In Totals	1	2.86%	1	0	0
Write-In: Ray Bilger	0	0.00%	0	0	0
Not Assigned	1	2.86%	1	0	0
Total Votes Cast	35	100.00%	34	1	0
Contest Totals	35		34	1	0

REP REP IN THE GEN ASSEM 68TH DIS

Vote For 1

	TOTAL	VOTE %	Election Day	Absentee /Mail-in Ballots	Provisional
Clint Owlett	34	97.14%	33	1	0
Write-In Totals	1	2.86%	1	0	0
Write-In: Quentin Gee	1	2.86%	1	0	0
Not Assigned	0	0.00%	0	0	0
Total Votes Cast	35	100.00%	34	1	0
Contest Totals	35		34	1	0

Putnam Township

REP MEMBER OF THE REPUBLICAN STATE COMMITTEE

Vote For 2

	TOTAL	VOTE %		Election Day	Absentee /Mail-in Ballots	Provisional
Lauren Owlett	27	54.00%	<div style="width: 54%;"><div style="width: 54%;"></div></div>	26	1	0
Gary Wilson	23	46.00%	<div style="width: 46%;"><div style="width: 46%;"></div></div>	22	1	0
Write-In Totals	0	0.00%	<div style="width: 0%;"><div style="width: 0%;"></div></div>	0	0	0
Not Assigned	0	0.00%	<div style="width: 0%;"><div style="width: 0%;"></div></div>	0	0	0
Total Votes Cast	50	100.00%	<div style="width: 100%;"><div style="width: 100%;"></div></div>	48	2	0
Contest Totals	70			68	2	0

REP REP COMM MAN Putnam Township

Vote For 1

	TOTAL	VOTE %		Election Day	Absentee /Mail-in Ballots	Provisional
Write-In Totals	0			0	0	0
Not Assigned	0			0	0	0
Total Votes Cast	0			0	0	0
Contest Totals	35			34	1	0

REP REP COMM WOMAN Putnam Township

Vote For 1

	TOTAL	VOTE %		Election Day	Absentee /Mail-in Ballots	Provisional
Write-In Totals	0			0	0	0
Not Assigned	0			0	0	0
Total Votes Cast	0			0	0	0
Contest Totals	35			34	1	0

Richmond Township

Statistics

	TOTAL	Election Day	Absentee /Mail-in Ballots	Provisional
Registered Voters - Total	1,548			
Registered Voters - Democratic	237			
Registered Voters - Republican	1,120			
Registered Voters - Nonpartisan	191			
Ballots Cast - Total	284	204	80	0
Ballots Cast - Democratic	64	34	30	0
Ballots Cast - Republican	220	170	50	0
Ballots Cast - Nonpartisan	0	0	0	0
Ballots Cast - Blank	0	0	0	0
Voter Turnout - Total	18.35%			
Voter Turnout - Democratic	27.00%			
Voter Turnout - Republican	19.64%			
Voter Turnout - Nonpartisan	0.00%			

DEM GOVERNOR

Vote For 1

	TOTAL	VOTE %		Election Day	Absentee /Mail-in Ballots	Provisional
Josh Shapiro	61	96.83%	<div style="width: 96.83%; background-color: #f0e68c;"></div>	33	28	0
Write-In Totals	2	3.17%	<div style="width: 3.17%; background-color: #cccccc;"></div>	1	1	0
Write-In: Katie Muth	0	0.00%	<div style="width: 0.00%; background-color: #cccccc;"></div>	0	0	0
Write-In: Stacey Garrity	0	0.00%	<div style="width: 0.00%; background-color: #cccccc;"></div>	0	0	0
Not Assigned	2	3.17%	<div style="width: 3.17%; background-color: #cccccc;"></div>	1	1	0
Total Votes Cast	63	100.00%	<div style="width: 100.00%; background-color: #f0e68c;"></div>	34	29	0
Contest Totals	64			34	30	0

DEM LIEUTENANT GOVERNOR

Vote For 1

	TOTAL	VOTE %		Election Day	Absentee /Mail-in Ballots	Provisional
Austin Davis	62	98.41%	<div style="width: 98.41%; background-color: #f0e68c;"></div>	32	30	0
Write-In Totals	1	1.59%	<div style="width: 1.59%; background-color: #cccccc;"></div>	1	0	0
Write-In: Jason Richey	0	0.00%	<div style="width: 0.00%; background-color: #cccccc;"></div>	0	0	0
Not Assigned	1	1.59%	<div style="width: 1.59%; background-color: #cccccc;"></div>	1	0	0
Total Votes Cast	63	100.00%	<div style="width: 100.00%; background-color: #f0e68c;"></div>	33	30	0
Contest Totals	64			34	30	0

Richmond Township

DEM REP IN CONGRESS 15TH DIS

Vote For 1

	TOTAL	VOTE %	Election Day	Absentee /Mail-in Ballots	Provisional
Ray Bilger	63	98.44%	33	30	0
Write-In Totals	1	1.56%	1	0	0
Write-In: Glenn GT Thompson	1	1.56%	1	0	0
Not Assigned	0	0.00%	0	0	0
Total Votes Cast	64	100.00%	34	30	0
Contest Totals	64		34	30	0

DEM REP IN THE GEN ASSEM 68TH DIS

Vote For 1

	TOTAL	VOTE %	Election Day	Absentee /Mail-in Ballots	Provisional
Quentin Gee	62	98.41%	33	29	0
Write-In Totals	1	1.59%	0	1	0
Write-In: Clint Owlett	1	1.59%	0	1	0
Not Assigned	0	0.00%	0	0	0
Total Votes Cast	63	100.00%	33	30	0
Contest Totals	64		34	30	0

DEM MEMBER DEM STATE COMM 59TH DIST

Vote For 1

	TOTAL	VOTE %	Election Day	Absentee /Mail-in Ballots	Provisional
Write-In Totals	10	100.00%	5	5	0
Write-In: Lisa Gephart	2	20.00%	0	2	0
Write-In: Jordan Omlar	2	20.00%	0	2	0
Write-In: Brynn Hammarstrom	0	0.00%	0	0	0
Not Assigned	6	60.00%	5	1	0
Total Votes Cast	10	100.00%	5	5	0
Contest Totals	64		34	30	0

DEM DEM COMM Richmond Township

Vote For 2

	TOTAL	VOTE %	Election Day	Absentee /Mail-in Ballots	Provisional
Write-In Totals	8	100.00%	6	2	0
Not Assigned	8	100.00%	6	2	0
Total Votes Cast	8	100.00%	6	2	0
Contest Totals	128		68	60	0

Richmond Township

REP GOVERNOR

Vote For 1

	TOTAL	VOTE %	Election Day	Absentee /Mail-in Ballots	Provisional
Stacy Garrity	196	94.23%	151	45	0
Write-In Totals	12	5.77%	9	3	0
Write-In: Doug Mastriano	6	2.88%	5	1	0
Write-In: Josh Shapiro	5	2.40%	3	2	0
Write-In: Katie Muth	1	0.48%	1	0	0
Not Assigned	0	0.00%	0	0	0
Total Votes Cast	208	100.00%	160	48	0
Contest Totals	220		170	50	0

REP LIEUTENANT GOVERNOR

Vote For 1

	TOTAL	VOTE %	Election Day	Absentee /Mail-in Ballots	Provisional
John Ventre	57	28.64%	45	12	0
Jason Richey	137	68.84%	105	32	0
Write-In Totals	5	2.51%	3	2	0
Write-In: Austin Davis	3	1.51%	1	2	0
Not Assigned	2	1.00%	2	0	0
Total Votes Cast	199	100.00%	153	46	0
Contest Totals	220		170	50	0

REP REP IN CONGRESS 15TH DIS

Vote For 1

	TOTAL	VOTE %	Election Day	Absentee /Mail-in Ballots	Provisional
Glenn GT Thompson	205	97.62%	159	46	0
Write-In Totals	5	2.38%	3	2	0
Write-In: Ray Bilger	3	1.43%	1	2	0
Not Assigned	2	0.95%	2	0	0
Total Votes Cast	210	100.00%	162	48	0
Contest Totals	220		170	50	0

REP REP IN THE GEN ASSEM 68TH DIS

Vote For 1

	TOTAL	VOTE %	Election Day	Absentee /Mail-in Ballots	Provisional
Clint Owlett	206	95.81%	156	50	0
Write-In Totals	9	4.19%	9	0	0
Write-In: Quentin Gee	2	0.93%	2	0	0
Not Assigned	7	3.26%	7	0	0
Total Votes Cast	215	100.00%	165	50	0
Contest Totals	220		170	50	0

Richmond Township

REP MEMBER OF THE REPUBLICAN STATE COMMITTEE

Vote For 2

	TOTAL	VOTE %		Election Day	Absentee /Mail-in Ballots	Provisional
Lauren Owlett	160	48.93%	<div style="width: 48.93%; background-color: #ffc107;"></div>	121	39	0
Gary Wilson	163	49.85%	<div style="width: 49.85%; background-color: #ffc107;"></div>	124	39	0
Write-In Totals	4	1.22%	<div style="width: 1.22%; background-color: #ffc107;"></div>	4	0	0
Not Assigned	4	1.22%	<div style="width: 1.22%; background-color: #ffc107;"></div>	4	0	0
Total Votes Cast	327	100.00%	<div style="width: 100.00%; background-color: #ffc107;"></div>	249	78	0
Contest Totals	440			340	100	0

REP REP COMM MAN Richmond Township

Vote For 1

	TOTAL	VOTE %		Election Day	Absentee /Mail-in Ballots	Provisional
Charles Caswell	202	99.02%	<div style="width: 99.02%; background-color: #ffc107;"></div>	157	45	0
Write-In Totals	2	0.98%	<div style="width: 0.98%; background-color: #ffc107;"></div>	2	0	0
Not Assigned	2	0.98%	<div style="width: 0.98%; background-color: #ffc107;"></div>	2	0	0
Total Votes Cast	204	100.00%	<div style="width: 100.00%; background-color: #ffc107;"></div>	159	45	0
Contest Totals	220			170	50	0

REP REP COMM WOMAN Richmond Township

Vote For 1

	TOTAL	VOTE %		Election Day	Absentee /Mail-in Ballots	Provisional
Vanessa A. Caswell	198	99.50%	<div style="width: 99.50%; background-color: #ffc107;"></div>	154	44	0
Write-In Totals	1	0.50%	<div style="width: 0.50%; background-color: #ffc107;"></div>	1	0	0
Not Assigned	1	0.50%	<div style="width: 0.50%; background-color: #ffc107;"></div>	1	0	0
Total Votes Cast	199	100.00%	<div style="width: 100.00%; background-color: #ffc107;"></div>	155	44	0
Contest Totals	220			170	50	0

Roseville Borough

Statistics

	TOTAL	Election Day	Absentee /Mail-in Ballots	Provisional
Registered Voters - Total	106			
Registered Voters - Democratic	18			
Registered Voters - Republican	65			
Registered Voters - Nonpartisan	23			
Ballots Cast - Total	22	20	2	0
Ballots Cast - Democratic	8	6	2	0
Ballots Cast - Republican	14	14	0	0
Ballots Cast - Nonpartisan	0	0	0	0
Ballots Cast - Blank	0	0	0	0
Voter Turnout - Total	20.75%			
Voter Turnout - Democratic	44.44%			
Voter Turnout - Republican	21.54%			
Voter Turnout - Nonpartisan	0.00%			

DEM GOVERNOR

Vote For 1

	TOTAL	VOTE %		Election Day	Absentee /Mail-in Ballots	Provisional
Josh Shapiro	8	100.00%	<div style="width: 100%; height: 10px; background-color: #f0e68c;"></div>	6	2	0
Write-In Totals	0	0.00%	<div style="width: 0%; height: 10px; background-color: #d3d3d3;"></div>	0	0	0
Write-In: Katie Muth	0	0.00%	<div style="width: 0%; height: 10px; background-color: #d3d3d3;"></div>	0	0	0
Write-In: Stacey Garrity	0	0.00%	<div style="width: 0%; height: 10px; background-color: #d3d3d3;"></div>	0	0	0
Not Assigned	0	0.00%	<div style="width: 0%; height: 10px; background-color: #d3d3d3;"></div>	0	0	0
Total Votes Cast	8	100.00%	<div style="width: 100%; height: 10px; background-color: #f0e68c;"></div>	6	2	0
Contest Totals	8			6	2	0

DEM LIEUTENANT GOVERNOR

Vote For 1

	TOTAL	VOTE %		Election Day	Absentee /Mail-in Ballots	Provisional
Austin Davis	8	100.00%	<div style="width: 100%; height: 10px; background-color: #f0e68c;"></div>	6	2	0
Write-In Totals	0	0.00%	<div style="width: 0%; height: 10px; background-color: #d3d3d3;"></div>	0	0	0
Write-In: Jason Richey	0	0.00%	<div style="width: 0%; height: 10px; background-color: #d3d3d3;"></div>	0	0	0
Not Assigned	0	0.00%	<div style="width: 0%; height: 10px; background-color: #d3d3d3;"></div>	0	0	0
Total Votes Cast	8	100.00%	<div style="width: 100%; height: 10px; background-color: #f0e68c;"></div>	6	2	0
Contest Totals	8			6	2	0

Roseville Borough

DEM REP IN CONGRESS 15TH DIS

Vote For 1

	TOTAL	VOTE %	Election Day	Absentee /Mail-in Ballots	Provisional
Ray Bilger	8	100.00%	6	2	0
Write-In Totals	0	0.00%	0	0	0
Write-In: Glenn GT Thompson	0	0.00%	0	0	0
Not Assigned	0	0.00%	0	0	0
Total Votes Cast	8	100.00%	6	2	0
Contest Totals	8		6	2	0

DEM REP IN THE GEN ASSEM 68TH DIS

Vote For 1

	TOTAL	VOTE %	Election Day	Absentee /Mail-in Ballots	Provisional
Quentin Gee	7	100.00%	5	2	0
Write-In Totals	0	0.00%	0	0	0
Write-In: Clint Owlett	0	0.00%	0	0	0
Not Assigned	0	0.00%	0	0	0
Total Votes Cast	7	100.00%	5	2	0
Contest Totals	8		6	2	0

DEM MEMBER DEM STATE COMM 59TH DIST

Vote For 1

	TOTAL	VOTE %	Election Day	Absentee /Mail-in Ballots	Provisional
Write-In Totals	0		0	0	0
Write-In: Brynn Hammarstrom	0		0	0	0
Write-In: Lisa Gephart	0		0	0	0
Write-In: Jordan Omlar	0		0	0	0
Not Assigned	0		0	0	0
Total Votes Cast	0		0	0	0
Contest Totals	8		6	2	0

DEM DEM COMM Roseville Borough

Vote For 2

	TOTAL	VOTE %	Election Day	Absentee /Mail-in Ballots	Provisional
Write-In Totals	0		0	0	0
Not Assigned	0		0	0	0
Total Votes Cast	0		0	0	0
Contest Totals	16		12	4	0

Roseville Borough

REP GOVERNOR

Vote For 1

	TOTAL	VOTE %		Election Day	Absentee /Mail-in Ballots	Provisional
Stacy Garrity	13	100.00%	<div style="width: 100%; height: 10px; background-color: #ffc107;"></div>	13	0	0
Write-In Totals	0	0.00%	<div style="width: 0%; height: 10px; background-color: #6c757d;"></div>	0	0	0
Write-In: Josh Shapiro	0	0.00%	<div style="width: 0%; height: 10px; background-color: #6c757d;"></div>	0	0	0
Write-In: Katie Muth	0	0.00%	<div style="width: 0%; height: 10px; background-color: #6c757d;"></div>	0	0	0
Write-In: Doug Mastriano	0	0.00%	<div style="width: 0%; height: 10px; background-color: #6c757d;"></div>	0	0	0
Not Assigned	0	0.00%	<div style="width: 0%; height: 10px; background-color: #6c757d;"></div>	0	0	0
Total Votes Cast	13	100.00%	<div style="width: 100%; height: 10px; background-color: #ffc107;"></div>	13	0	0
Contest Totals	14			14	0	0

REP LIEUTENANT GOVERNOR

Vote For 1

	TOTAL	VOTE %		Election Day	Absentee /Mail-in Ballots	Provisional
John Ventre	5	38.46%	<div style="width: 38.46%; height: 10px; background-color: #ffc107;"></div>	5	0	0
Jason Richey	8	61.54%	<div style="width: 61.54%; height: 10px; background-color: #ffc107;"></div>	8	0	0
Write-In Totals	0	0.00%	<div style="width: 0%; height: 10px; background-color: #6c757d;"></div>	0	0	0
Write-In: Austin Davis	0	0.00%	<div style="width: 0%; height: 10px; background-color: #6c757d;"></div>	0	0	0
Not Assigned	0	0.00%	<div style="width: 0%; height: 10px; background-color: #6c757d;"></div>	0	0	0
Total Votes Cast	13	100.00%	<div style="width: 100%; height: 10px; background-color: #ffc107;"></div>	13	0	0
Contest Totals	14			14	0	0

REP REP IN CONGRESS 15TH DIS

Vote For 1

	TOTAL	VOTE %		Election Day	Absentee /Mail-in Ballots	Provisional
Glenn GT Thompson	11	100.00%	<div style="width: 100%; height: 10px; background-color: #ffc107;"></div>	11	0	0
Write-In Totals	0	0.00%	<div style="width: 0%; height: 10px; background-color: #6c757d;"></div>	0	0	0
Write-In: Ray Bilger	0	0.00%	<div style="width: 0%; height: 10px; background-color: #6c757d;"></div>	0	0	0
Not Assigned	0	0.00%	<div style="width: 0%; height: 10px; background-color: #6c757d;"></div>	0	0	0
Total Votes Cast	11	100.00%	<div style="width: 100%; height: 10px; background-color: #ffc107;"></div>	11	0	0
Contest Totals	14			14	0	0

REP REP IN THE GEN ASSEM 68TH DIS

Vote For 1

	TOTAL	VOTE %		Election Day	Absentee /Mail-in Ballots	Provisional
Clint Owlett	14	100.00%	<div style="width: 100%; height: 10px; background-color: #ffc107;"></div>	14	0	0
Write-In Totals	0	0.00%	<div style="width: 0%; height: 10px; background-color: #6c757d;"></div>	0	0	0
Write-In: Quentin Gee	0	0.00%	<div style="width: 0%; height: 10px; background-color: #6c757d;"></div>	0	0	0
Not Assigned	0	0.00%	<div style="width: 0%; height: 10px; background-color: #6c757d;"></div>	0	0	0
Total Votes Cast	14	100.00%	<div style="width: 100%; height: 10px; background-color: #ffc107;"></div>	14	0	0
Contest Totals	14			14	0	0

Roseville Borough

REP MEMBER OF THE REPUBLICAN STATE COMMITTEE

Vote For 2

	TOTAL	VOTE %		Election Day	Absentee /Mail-in Ballots	Provisional
Lauren Owlett	11	50.00%	<div style="width: 50%;"><div style="width: 50%; background-color: #FFD700;"></div></div>	11	0	0
Gary Wilson	11	50.00%	<div style="width: 50%;"><div style="width: 50%; background-color: #FFD700;"></div></div>	11	0	0
Write-In Totals	0	0.00%	<div style="width: 0%;"><div style="width: 0%; background-color: #FFD700;"></div></div>	0	0	0
Not Assigned	0	0.00%	<div style="width: 0%;"><div style="width: 0%; background-color: #FFD700;"></div></div>	0	0	0
Total Votes Cast	22	100.00%	<div style="width: 100%;"><div style="width: 100%; background-color: #FFD700;"></div></div>	22	0	0
Contest Totals	28			28	0	0

REP REP COMM MAN Roseville Borough

Vote For 1

	TOTAL	VOTE %		Election Day	Absentee /Mail-in Ballots	Provisional
Write-In Totals	0			0	0	0
Not Assigned	0			0	0	0
Total Votes Cast	0			0	0	0
Contest Totals	14			14	0	0

REP REP COMM WOMAN Roseville Borough

Vote For 1

	TOTAL	VOTE %		Election Day	Absentee /Mail-in Ballots	Provisional
Write-In Totals	0			0	0	0
Not Assigned	0			0	0	0
Total Votes Cast	0			0	0	0
Contest Totals	14			14	0	0

Rutland Township

Statistics

	TOTAL	Election Day	Absentee /Mail-in Ballots	Provisional
Registered Voters - Total	557			
Registered Voters - Democratic	91			
Registered Voters - Republican	398			
Registered Voters - Nonpartisan	68			
Ballots Cast - Total	89	71	18	0
Ballots Cast - Democratic	20	13	7	0
Ballots Cast - Republican	69	58	11	0
Ballots Cast - Nonpartisan	0	0	0	0
Ballots Cast - Blank	0	0	0	0
Voter Turnout - Total	15.98%			
Voter Turnout - Democratic	21.98%			
Voter Turnout - Republican	17.34%			
Voter Turnout - Nonpartisan	0.00%			

DEM GOVERNOR

Vote For 1

	TOTAL	VOTE %		Election Day	Absentee /Mail-in Ballots	Provisional
Josh Shapiro	19	95.00%	<div style="width: 95%; background-color: #ffc107;"></div>	12	7	0
Write-In Totals	1	5.00%	<div style="width: 5%; background-color: #6c757d;"></div>	1	0	0
Write-In: Katie Muth	0	0.00%	<div style="width: 0%; background-color: #6c757d;"></div>	0	0	0
Write-In: Stacey Garrity	0	0.00%	<div style="width: 0%; background-color: #6c757d;"></div>	0	0	0
Not Assigned	1	5.00%	<div style="width: 5%; background-color: #6c757d;"></div>	1	0	0
Total Votes Cast	20	100.00%	<div style="width: 100%; background-color: #ffc107;"></div>	13	7	0
Contest Totals	20			13	7	0

DEM LIEUTENANT GOVERNOR

Vote For 1

	TOTAL	VOTE %		Election Day	Absentee /Mail-in Ballots	Provisional
Austin Davis	18	94.74%	<div style="width: 94.74%; background-color: #ffc107;"></div>	11	7	0
Write-In Totals	1	5.26%	<div style="width: 5.26%; background-color: #6c757d;"></div>	1	0	0
Write-In: Jason Richey	0	0.00%	<div style="width: 0%; background-color: #6c757d;"></div>	0	0	0
Not Assigned	1	5.26%	<div style="width: 5.26%; background-color: #6c757d;"></div>	1	0	0
Total Votes Cast	19	100.00%	<div style="width: 100%; background-color: #ffc107;"></div>	12	7	0
Contest Totals	20			13	7	0

Rutland Township

DEM REP IN CONGRESS 15TH DIS

Vote For 1

	TOTAL	VOTE %	Election Day	Absentee /Mail-in Ballots	Provisional
Ray Bilger	18	94.74%	11	7	0
Write-In Totals	1	5.26%	1	0	0
Write-In: Glenn GT Thompson	0	0.00%	0	0	0
Not Assigned	1	5.26%	1	0	0
Total Votes Cast	19	100.00%	12	7	0
Contest Totals	20		13	7	0

DEM REP IN THE GEN ASSEM 68TH DIS

Vote For 1

	TOTAL	VOTE %	Election Day	Absentee /Mail-in Ballots	Provisional
Quentin Gee	19	95.00%	12	7	0
Write-In Totals	1	5.00%	1	0	0
Write-In: Clint Owlett	0	0.00%	0	0	0
Not Assigned	1	5.00%	1	0	0
Total Votes Cast	20	100.00%	13	7	0
Contest Totals	20		13	7	0

DEM MEMBER DEM STATE COMM 59TH DIST

Vote For 1

	TOTAL	VOTE %	Election Day	Absentee /Mail-in Ballots	Provisional
Write-In Totals	5	100.00%	3	2	0
Write-In: Brynn Hammarstrom	1	20.00%	0	1	0
Write-In: Lisa Gephart	1	20.00%	0	1	0
Write-In: Jordan Omlar	0	0.00%	0	0	0
Not Assigned	3	60.00%	3	0	0
Total Votes Cast	5	100.00%	3	2	0
Contest Totals	20		13	7	0

DEM DEM COMM Rutland Township

Vote For 2

	TOTAL	VOTE %	Election Day	Absentee /Mail-in Ballots	Provisional
Write-In Totals	5	100.00%	3	2	0
Not Assigned	5	100.00%	3	2	0
Total Votes Cast	5	100.00%	3	2	0
Contest Totals	40		26	14	0

Rutland Township

REP GOVERNOR

Vote For 1

	TOTAL	VOTE %	Election Day	Absentee /Mail-in Ballots	Provisional
Stacy Garrity	64	96.97%	54	10	0
Write-In Totals	2	3.03%	1	1	0
Write-In: Josh Shapiro	1	1.52%	0	1	0
Write-In: Katie Muth	0	0.00%	0	0	0
Write-In: Doug Mastriano	0	0.00%	0	0	0
Not Assigned	1	1.52%	1	0	0
Total Votes Cast	66	100.00%	55	11	0
Contest Totals	69		58	11	0

REP LIEUTENANT GOVERNOR

Vote For 1

	TOTAL	VOTE %	Election Day	Absentee /Mail-in Ballots	Provisional
John Ventre	20	30.30%	17	3	0
Jason Richey	45	68.18%	38	7	0
Write-In Totals	1	1.52%	0	1	0
Write-In: Austin Davis	1	1.52%	0	1	0
Not Assigned	0	0.00%	0	0	0
Total Votes Cast	66	100.00%	55	11	0
Contest Totals	69		58	11	0

REP REP IN CONGRESS 15TH DIS

Vote For 1

	TOTAL	VOTE %	Election Day	Absentee /Mail-in Ballots	Provisional
Glenn GT Thompson	64	100.00%	54	10	0
Write-In Totals	0	0.00%	0	0	0
Write-In: Ray Bilger	0	0.00%	0	0	0
Not Assigned	0	0.00%	0	0	0
Total Votes Cast	64	100.00%	54	10	0
Contest Totals	69		58	11	0

REP REP IN THE GEN ASSEM 68TH DIS

Vote For 1

	TOTAL	VOTE %	Election Day	Absentee /Mail-in Ballots	Provisional
Clint Owlett	64	96.97%	54	10	0
Write-In Totals	2	3.03%	2	0	0
Write-In: Quentin Gee	0	0.00%	0	0	0
Not Assigned	2	3.03%	2	0	0
Total Votes Cast	66	100.00%	56	10	0
Contest Totals	69		58	11	0

Rutland Township

REP MEMBER OF THE REPUBLICAN STATE COMMITTEE

Vote For 2

	TOTAL	VOTE %		Election Day	Absentee /Mail-in Ballots	Provisional
Lauren Owlett	59	55.14%	<div style="width: 55.14%;"><div style="width: 55.14%;"></div></div>	51	8	0
Gary Wilson	47	43.93%	<div style="width: 43.93%;"><div style="width: 43.93%;"></div></div>	39	8	0
Write-In Totals	1	0.93%	<div style="width: 0.93%;"><div style="width: 0.93%;"></div></div>	1	0	0
Not Assigned	1	0.93%	<div style="width: 0.93%;"><div style="width: 0.93%;"></div></div>	1	0	0
Total Votes Cast	107	100.00%	<div style="width: 100.00%;"><div style="width: 100.00%;"></div></div>	91	16	0
Contest Totals	138			116	22	0

REP REP COMM MAN Rutland Township

Vote For 1

	TOTAL	VOTE %		Election Day	Absentee /Mail-in Ballots	Provisional
Write-In Totals	2	100.00%	<div style="width: 100.00%;"><div style="width: 100.00%;"></div></div>	2	0	0
Not Assigned	2	100.00%	<div style="width: 100.00%;"><div style="width: 100.00%;"></div></div>	2	0	0
Total Votes Cast	2	100.00%	<div style="width: 100.00%;"><div style="width: 100.00%;"></div></div>	2	0	0
Contest Totals	69			58	11	0

REP REP COMM WOMAN Rutland Township

Vote For 1

	TOTAL	VOTE %		Election Day	Absentee /Mail-in Ballots	Provisional
Write-In Totals	2	100.00%	<div style="width: 100.00%;"><div style="width: 100.00%;"></div></div>	2	0	0
Not Assigned	2	100.00%	<div style="width: 100.00%;"><div style="width: 100.00%;"></div></div>	2	0	0
Total Votes Cast	2	100.00%	<div style="width: 100.00%;"><div style="width: 100.00%;"></div></div>	2	0	0
Contest Totals	69			58	11	0

Shippen Township

Statistics

	TOTAL	Election Day	Absentee /Mail-in Ballots	Provisional
Registered Voters - Total	291			
Registered Voters - Democratic	27			
Registered Voters - Republican	228			
Registered Voters - Nonpartisan	36			
Ballots Cast - Total	52	38	14	0
Ballots Cast - Democratic	8	3	5	0
Ballots Cast - Republican	44	35	9	0
Ballots Cast - Nonpartisan	0	0	0	0
Ballots Cast - Blank	0	0	0	0
Voter Turnout - Total	17.87%			
Voter Turnout - Democratic	29.63%			
Voter Turnout - Republican	19.30%			
Voter Turnout - Nonpartisan	0.00%			

DEM GOVERNOR

Vote For 1

	TOTAL	VOTE %		Election Day	Absentee /Mail-in Ballots	Provisional
Josh Shapiro	7	100.00%	<div style="width: 100%; height: 10px; background-color: #ffc107;"></div>	2	5	0
Write-In Totals	0	0.00%	<div style="width: 0%; height: 10px; background-color: #6c757d;"></div>	0	0	0
Write-In: Katie Muth	0	0.00%	<div style="width: 0%; height: 10px; background-color: #6c757d;"></div>	0	0	0
Write-In: Stacey Garrity	0	0.00%	<div style="width: 0%; height: 10px; background-color: #6c757d;"></div>	0	0	0
Not Assigned	0	0.00%	<div style="width: 0%; height: 10px; background-color: #6c757d;"></div>	0	0	0
Total Votes Cast	7	100.00%	<div style="width: 100%; height: 10px; background-color: #ffc107;"></div>	2	5	0
Contest Totals	8			3	5	0

DEM LIEUTENANT GOVERNOR

Vote For 1

	TOTAL	VOTE %		Election Day	Absentee /Mail-in Ballots	Provisional
Austin Davis	5	100.00%	<div style="width: 100%; height: 10px; background-color: #ffc107;"></div>	1	4	0
Write-In Totals	0	0.00%	<div style="width: 0%; height: 10px; background-color: #6c757d;"></div>	0	0	0
Write-In: Jason Richey	0	0.00%	<div style="width: 0%; height: 10px; background-color: #6c757d;"></div>	0	0	0
Not Assigned	0	0.00%	<div style="width: 0%; height: 10px; background-color: #6c757d;"></div>	0	0	0
Total Votes Cast	5	100.00%	<div style="width: 100%; height: 10px; background-color: #ffc107;"></div>	1	4	0
Contest Totals	8			3	5	0

Shippen Township

DEM REP IN CONGRESS 15TH DIS

Vote For 1

	TOTAL	VOTE %		Election Day	Absentee /Mail-in Ballots	Provisional
Ray Bilger	6	100.00%	<div style="width: 100%; background-color: #ffc107;"></div>	2	4	0
Write-In Totals	0	0.00%	<div style="width: 0%; background-color: #6c757d;"></div>	0	0	0
Write-In: Glenn GT Thompson	0	0.00%	<div style="width: 0%; background-color: #6c757d;"></div>	0	0	0
Not Assigned	0	0.00%	<div style="width: 0%; background-color: #6c757d;"></div>	0	0	0
Total Votes Cast	6	100.00%	<div style="width: 100%; background-color: #ffc107;"></div>	2	4	0
Contest Totals	8			3	5	0

DEM REP IN THE GEN ASSEM 68TH DIS

Vote For 1

	TOTAL	VOTE %		Election Day	Absentee /Mail-in Ballots	Provisional
Quentin Gee	6	100.00%	<div style="width: 100%; background-color: #ffc107;"></div>	2	4	0
Write-In Totals	0	0.00%	<div style="width: 0%; background-color: #6c757d;"></div>	0	0	0
Write-In: Clint Owlett	0	0.00%	<div style="width: 0%; background-color: #6c757d;"></div>	0	0	0
Not Assigned	0	0.00%	<div style="width: 0%; background-color: #6c757d;"></div>	0	0	0
Total Votes Cast	6	100.00%	<div style="width: 100%; background-color: #ffc107;"></div>	2	4	0
Contest Totals	8			3	5	0

DEM MEMBER DEM STATE COMM 59TH DIST

Vote For 1

	TOTAL	VOTE %		Election Day	Absentee /Mail-in Ballots	Provisional
Write-In Totals	2	100.00%	<div style="width: 100%; background-color: #ffc107;"></div>	0	2	0
Write-In: Brynn Hammarstrom	1	50.00%	<div style="width: 50%; background-color: #ffc107;"></div>	0	1	0
Write-In: Lisa Gephart	0	0.00%	<div style="width: 0%; background-color: #6c757d;"></div>	0	0	0
Write-In: Jordan Omlar	0	0.00%	<div style="width: 0%; background-color: #6c757d;"></div>	0	0	0
Not Assigned	1	50.00%	<div style="width: 50%; background-color: #ffc107;"></div>	0	1	0
Total Votes Cast	2	100.00%	<div style="width: 100%; background-color: #ffc107;"></div>	0	2	0
Contest Totals	8			3	5	0

DEM DEM COMM Shippen Township

Vote For 2

	TOTAL	VOTE %		Election Day	Absentee /Mail-in Ballots	Provisional
Write-In Totals	4	100.00%	<div style="width: 100%; background-color: #ffc107;"></div>	0	4	0
Not Assigned	4	100.00%	<div style="width: 100%; background-color: #ffc107;"></div>	0	4	0
Total Votes Cast	4	100.00%	<div style="width: 100%; background-color: #ffc107;"></div>	0	4	0
Contest Totals	16			6	10	0

Shippen Township

REP GOVERNOR

Vote For 1

	TOTAL	VOTE %	Election Day	Absentee /Mail-in Ballots	Provisional
Stacy Garrity	39	92.86%	30	9	0
Write-In Totals	3	7.14%	3	0	0
Write-In: Doug Mastriano	3	7.14%	3	0	0
Write-In: Josh Shapiro	0	0.00%	0	0	0
Write-In: Katie Muth	0	0.00%	0	0	0
Not Assigned	0	0.00%	0	0	0
Total Votes Cast	42	100.00%	33	9	0
Contest Totals	44		35	9	0

REP LIEUTENANT GOVERNOR

Vote For 1

	TOTAL	VOTE %	Election Day	Absentee /Mail-in Ballots	Provisional
John Ventre	6	14.29%	5	1	0
Jason Richey	36	85.71%	29	7	0
Write-In Totals	0	0.00%	0	0	0
Write-In: Austin Davis	0	0.00%	0	0	0
Not Assigned	0	0.00%	0	0	0
Total Votes Cast	42	100.00%	34	8	0
Contest Totals	44		35	9	0

REP REP IN CONGRESS 15TH DIS

Vote For 1

	TOTAL	VOTE %	Election Day	Absentee /Mail-in Ballots	Provisional
Glenn GT Thompson	41	100.00%	32	9	0
Write-In Totals	0	0.00%	0	0	0
Write-In: Ray Bilger	0	0.00%	0	0	0
Not Assigned	0	0.00%	0	0	0
Total Votes Cast	41	100.00%	32	9	0
Contest Totals	44		35	9	0

REP REP IN THE GEN ASSEM 68TH DIS

Vote For 1

	TOTAL	VOTE %	Election Day	Absentee /Mail-in Ballots	Provisional
Clint Owlett	40	97.56%	31	9	0
Write-In Totals	1	2.44%	1	0	0
Write-In: Quentin Gee	0	0.00%	0	0	0
Not Assigned	1	2.44%	1	0	0
Total Votes Cast	41	100.00%	32	9	0
Contest Totals	44		35	9	0

Shippen Township

REP MEMBER OF THE REPUBLICAN STATE COMMITTEE

Vote For 2

	TOTAL	VOTE %		Election Day	Absentee /Mail-in Ballots	Provisional
Lauren Owlett	36	51.43%	<div style="width: 51.43%;"><div style="width: 51.43%;"></div></div>	27	9	0
Gary Wilson	34	48.57%	<div style="width: 48.57%;"><div style="width: 48.57%;"></div></div>	28	6	0
Write-In Totals	0	0.00%	<div style="width: 0.00%;"><div style="width: 0.00%;"></div></div>	0	0	0
Not Assigned	0	0.00%	<div style="width: 0.00%;"><div style="width: 0.00%;"></div></div>	0	0	0
Total Votes Cast	70	100.00%	<div style="width: 100.00%;"><div style="width: 100.00%;"></div></div>	55	15	0
Contest Totals	88			70	18	0

REP REP COMM MAN Shippen Township

Vote For 1

	TOTAL	VOTE %		Election Day	Absentee /Mail-in Ballots	Provisional
William V. West	37	100.00%	<div style="width: 100.00%;"><div style="width: 100.00%;"></div></div>	31	6	0
Write-In Totals	0	0.00%	<div style="width: 0.00%;"><div style="width: 0.00%;"></div></div>	0	0	0
Not Assigned	0	0.00%	<div style="width: 0.00%;"><div style="width: 0.00%;"></div></div>	0	0	0
Total Votes Cast	37	100.00%	<div style="width: 100.00%;"><div style="width: 100.00%;"></div></div>	31	6	0
Contest Totals	44			35	9	0

REP REP COMM WOMAN Shippen Township

Vote For 1

	TOTAL	VOTE %		Election Day	Absentee /Mail-in Ballots	Provisional
Write-In Totals	2	100.00%	<div style="width: 100.00%;"><div style="width: 100.00%;"></div></div>	1	1	0
Not Assigned	2	100.00%	<div style="width: 100.00%;"><div style="width: 100.00%;"></div></div>	1	1	0
Total Votes Cast	2	100.00%	<div style="width: 100.00%;"><div style="width: 100.00%;"></div></div>	1	1	0
Contest Totals	44			35	9	0

Sullivan Township

Statistics

	TOTAL	Election Day	Absentee /Mail-in Ballots	Provisional
Registered Voters - Total	1,014			
Registered Voters - Democratic	142			
Registered Voters - Republican	757			
Registered Voters - Nonpartisan	115			
Ballots Cast - Total	171	127	44	0
Ballots Cast - Democratic	30	14	16	0
Ballots Cast - Republican	141	113	28	0
Ballots Cast - Nonpartisan	0	0	0	0
Ballots Cast - Blank	0	0	0	0
Voter Turnout - Total	16.86%			
Voter Turnout - Democratic	21.13%			
Voter Turnout - Republican	18.63%			
Voter Turnout - Nonpartisan	0.00%			

DEM GOVERNOR

Vote For 1

	TOTAL	VOTE %	Election Day	Absentee /Mail-in Ballots	Provisional
Josh Shapiro	27	93.10%	11	16	0
Write-In Totals	2	6.90%	2	0	0
Write-In: Stacey Garrity	2	6.90%	2	0	0
Write-In: Katie Muth	0	0.00%	0	0	0
Not Assigned	0	0.00%	0	0	0
Total Votes Cast	29	100.00%	13	16	0
Contest Totals	30		14	16	0

DEM LIEUTENANT GOVERNOR

Vote For 1

	TOTAL	VOTE %	Election Day	Absentee /Mail-in Ballots	Provisional
Austin Davis	27	96.43%	11	16	0
Write-In Totals	1	3.57%	1	0	0
Write-In: Jason Richey	0	0.00%	0	0	0
Not Assigned	1	3.57%	1	0	0
Total Votes Cast	28	100.00%	12	16	0
Contest Totals	30		14	16	0

Sullivan Township

DEM REP IN CONGRESS 15TH DIS

Vote For 1

	TOTAL	VOTE %	Election Day	Absentee /Mail-in Ballots	Provisional
Ray Bilger	27	93.10%	11	16	0
Write-In Totals	2	6.90%	2	0	0
Write-In: Glenn GT Thompson	1	3.45%	1	0	0
Not Assigned	1	3.45%	1	0	0
Total Votes Cast	29	100.00%	13	16	0
Contest Totals	30		14	16	0

DEM REP IN THE GEN ASSEM 68TH DIS

Vote For 1

	TOTAL	VOTE %	Election Day	Absentee /Mail-in Ballots	Provisional
Quentin Gee	27	93.10%	11	16	0
Write-In Totals	2	6.90%	2	0	0
Write-In: Clint Owlett	1	3.45%	1	0	0
Not Assigned	1	3.45%	1	0	0
Total Votes Cast	29	100.00%	13	16	0
Contest Totals	30		14	16	0

DEM MEMBER DEM STATE COMM 59TH DIST

Vote For 1

	TOTAL	VOTE %	Election Day	Absentee /Mail-in Ballots	Provisional
Write-In Totals	4	100.00%	4	0	0
Write-In: Brynn Hammarstrom	0	0.00%	0	0	0
Write-In: Lisa Gephart	0	0.00%	0	0	0
Write-In: Jordan Omlar	0	0.00%	0	0	0
Not Assigned	4	100.00%	4	0	0
Total Votes Cast	4	100.00%	4	0	0
Contest Totals	30		14	16	0

DEM DEMCOMM Sullivan Township

Vote For 2

	TOTAL	VOTE %	Election Day	Absentee /Mail-in Ballots	Provisional
Write-In Totals	7	100.00%	7	0	0
Not Assigned	7	100.00%	7	0	0
Total Votes Cast	7	100.00%	7	0	0
Contest Totals	60		28	32	0

Sullivan Township

REP GOVERNOR

Vote For 1

	TOTAL	VOTE %	Election Day	Absentee /Mail-in Ballots	Provisional
Stacy Garrity	137	97.16%	112	25	0
Write-In Totals	4	2.84%	1	3	0
Write-In: Josh Shapiro	1	0.71%	0	1	0
Write-In: Katie Muth	0	0.00%	0	0	0
Write-In: Doug Mastriano	0	0.00%	0	0	0
Not Assigned	3	2.13%	1	2	0
Total Votes Cast	141	100.00%	113	28	0
Contest Totals	141		113	28	0

REP LIEUTENANT GOVERNOR

Vote For 1

	TOTAL	VOTE %	Election Day	Absentee /Mail-in Ballots	Provisional
John Ventre	37	28.46%	34	3	0
Jason Richey	91	70.00%	70	21	0
Write-In Totals	2	1.54%	0	2	0
Write-In: Austin Davis	1	0.77%	0	1	0
Not Assigned	1	0.77%	0	1	0
Total Votes Cast	130	100.00%	104	26	0
Contest Totals	141		113	28	0

REP REP IN CONGRESS 15TH DIS

Vote For 1

	TOTAL	VOTE %	Election Day	Absentee /Mail-in Ballots	Provisional
Glenn GT Thompson	132	97.78%	108	24	0
Write-In Totals	3	2.22%	1	2	0
Write-In: Ray Bilger	1	0.74%	1	0	0
Not Assigned	2	1.48%	0	2	0
Total Votes Cast	135	100.00%	109	26	0
Contest Totals	141		113	28	0

REP REP IN THE GEN ASSEM 68TH DIS

Vote For 1

	TOTAL	VOTE %	Election Day	Absentee /Mail-in Ballots	Provisional
Clint Owlett	137	99.28%	109	28	0
Write-In Totals	1	0.72%	1	0	0
Write-In: Quentin Gee	1	0.72%	1	0	0
Not Assigned	0	0.00%	0	0	0
Total Votes Cast	138	100.00%	110	28	0
Contest Totals	141		113	28	0

Sullivan Township

REP MEMBER OF THE REPUBLICAN STATE COMMITTEE

Vote For 2

	TOTAL	VOTE %		Election Day	Absentee /Mail-in Ballots	Provisional
Lauren Owlett	121	52.16%	<div style="width: 52.16%;"><div style="width: 52.16%;"></div></div>	96	25	0
Gary Wilson	111	47.84%	<div style="width: 47.84%;"><div style="width: 47.84%;"></div></div>	89	22	0
Write-In Totals	0	0.00%	<div style="width: 0.00%;"><div style="width: 0.00%;"></div></div>	0	0	0
Not Assigned	0	0.00%	<div style="width: 0.00%;"><div style="width: 0.00%;"></div></div>	0	0	0
Total Votes Cast	232	100.00%	<div style="width: 100.00%;"><div style="width: 100.00%;"></div></div>	185	47	0
Contest Totals	282			226	56	0

REP REP COMM MAN Sullivan Township

Vote For 1

	TOTAL	VOTE %		Election Day	Absentee /Mail-in Ballots	Provisional
Write-In Totals	3	100.00%	<div style="width: 100.00%;"><div style="width: 100.00%;"></div></div>	1	2	0
Not Assigned	3	100.00%	<div style="width: 100.00%;"><div style="width: 100.00%;"></div></div>	1	2	0
Total Votes Cast	3	100.00%	<div style="width: 100.00%;"><div style="width: 100.00%;"></div></div>	1	2	0
Contest Totals	141			113	28	0

REP REP COMM WOMAN Sullivan Township

Vote For 1

	TOTAL	VOTE %		Election Day	Absentee /Mail-in Ballots	Provisional
Write-In Totals	3	100.00%	<div style="width: 100.00%;"><div style="width: 100.00%;"></div></div>	1	2	0
Not Assigned	3	100.00%	<div style="width: 100.00%;"><div style="width: 100.00%;"></div></div>	1	2	0
Total Votes Cast	3	100.00%	<div style="width: 100.00%;"><div style="width: 100.00%;"></div></div>	1	2	0
Contest Totals	141			113	28	0

Tioga Township

Statistics

	TOTAL	Election Day	Absentee /Mail-in Ballots	Provisional
Registered Voters - Total	672			
Registered Voters - Democratic	108			
Registered Voters - Republican	461			
Registered Voters - Nonpartisan	103			
Ballots Cast - Total	106	85	21	0
Ballots Cast - Democratic	33	22	11	0
Ballots Cast - Republican	73	63	10	0
Ballots Cast - Nonpartisan	0	0	0	0
Ballots Cast - Blank	0	0	0	0
Voter Turnout - Total	15.77%			
Voter Turnout - Democratic	30.56%			
Voter Turnout - Republican	15.84%			
Voter Turnout - Nonpartisan	0.00%			

DEM GOVERNOR

Vote For 1

	TOTAL	VOTE %		Election Day	Absentee /Mail-in Ballots	Provisional
Josh Shapiro	33	100.00%	<div style="width: 100%; height: 10px; background-color: #ffc107;"></div>	22	11	0
Write-In Totals	0	0.00%	<div style="width: 0%; height: 10px; background-color: #6c757d;"></div>	0	0	0
Write-In: Katie Muth	0	0.00%	<div style="width: 0%; height: 10px; background-color: #6c757d;"></div>	0	0	0
Write-In: Stacey Garrity	0	0.00%	<div style="width: 0%; height: 10px; background-color: #6c757d;"></div>	0	0	0
Not Assigned	0	0.00%	<div style="width: 0%; height: 10px; background-color: #6c757d;"></div>	0	0	0
Total Votes Cast	33	100.00%	<div style="width: 100%; height: 10px; background-color: #ffc107;"></div>	22	11	0
Contest Totals	33			22	11	0

DEM LIEUTENANT GOVERNOR

Vote For 1

	TOTAL	VOTE %		Election Day	Absentee /Mail-in Ballots	Provisional
Austin Davis	33	100.00%	<div style="width: 100%; height: 10px; background-color: #ffc107;"></div>	22	11	0
Write-In Totals	0	0.00%	<div style="width: 0%; height: 10px; background-color: #6c757d;"></div>	0	0	0
Write-In: Jason Richey	0	0.00%	<div style="width: 0%; height: 10px; background-color: #6c757d;"></div>	0	0	0
Not Assigned	0	0.00%	<div style="width: 0%; height: 10px; background-color: #6c757d;"></div>	0	0	0
Total Votes Cast	33	100.00%	<div style="width: 100%; height: 10px; background-color: #ffc107;"></div>	22	11	0
Contest Totals	33			22	11	0

Tioga Township

DEM REP IN CONGRESS 15TH DIS

Vote For 1

	TOTAL	VOTE %		Election Day	Absentee /Mail-in Ballots	Provisional
Ray Bilger	32	100.00%	<div style="width: 100%;"></div>	21	11	0
Write-In Totals	0	0.00%	<div style="width: 0%;"></div>	0	0	0
Write-In: Glenn GT Thompson	0	0.00%	<div style="width: 0%;"></div>	0	0	0
Not Assigned	0	0.00%	<div style="width: 0%;"></div>	0	0	0
Total Votes Cast	32	100.00%	<div style="width: 100%;"></div>	21	11	0
Contest Totals	33			22	11	0

DEM REP IN THE GEN ASSEM 68TH DIS

Vote For 1

	TOTAL	VOTE %		Election Day	Absentee /Mail-in Ballots	Provisional
Quentin Gee	32	96.97%	<div style="width: 96.97%;"></div>	21	11	0
Write-In Totals	1	3.03%	<div style="width: 3.03%;"></div>	1	0	0
Write-In: Clint Owlett	1	3.03%	<div style="width: 3.03%;"></div>	1	0	0
Not Assigned	0	0.00%	<div style="width: 0%;"></div>	0	0	0
Total Votes Cast	33	100.00%	<div style="width: 100%;"></div>	22	11	0
Contest Totals	33			22	11	0

DEM MEMBER DEM STATE COMM 59TH DIST

Vote For 1

	TOTAL	VOTE %		Election Day	Absentee /Mail-in Ballots	Provisional
Write-In Totals	1	100.00%	<div style="width: 100%;"></div>	1	0	0
Write-In: Brynn Hammarstrom	0	0.00%	<div style="width: 0%;"></div>	0	0	0
Write-In: Lisa Gephart	0	0.00%	<div style="width: 0%;"></div>	0	0	0
Write-In: Jordan Omlar	0	0.00%	<div style="width: 0%;"></div>	0	0	0
Not Assigned	1	100.00%	<div style="width: 100%;"></div>	1	0	0
Total Votes Cast	1	100.00%	<div style="width: 100%;"></div>	1	0	0
Contest Totals	33			22	11	0

DEM DEM COMM Tioga Township

Vote For 2

	TOTAL	VOTE %		Election Day	Absentee /Mail-in Ballots	Provisional
Laura Abel	33	97.06%	<div style="width: 97.06%;"></div>	22	11	0
Write-In Totals	1	2.94%	<div style="width: 2.94%;"></div>	0	1	0
Not Assigned	1	2.94%	<div style="width: 2.94%;"></div>	0	1	0
Total Votes Cast	34	100.00%	<div style="width: 100%;"></div>	22	12	0
Contest Totals	66			44	22	0

Tioga Township

REP GOVERNOR

Vote For 1

	TOTAL	VOTE %	Election Day	Absentee /Mail-in Ballots	Provisional
Stacy Garrity	67	97.10%	58	9	0
Write-In Totals	2	2.90%	2	0	0
Write-In: Josh Shapiro	1	1.45%	1	0	0
Write-In: Katie Muth	1	1.45%	1	0	0
Write-In: Doug Mastriano	0	0.00%	0	0	0
Not Assigned	0	0.00%	0	0	0
Total Votes Cast	69	100.00%	60	9	0
Contest Totals	73		63	10	0

REP LIEUTENANT GOVERNOR

Vote For 1

	TOTAL	VOTE %	Election Day	Absentee /Mail-in Ballots	Provisional
John Ventre	20	29.41%	20	0	0
Jason Richey	48	70.59%	39	9	0
Write-In Totals	0	0.00%	0	0	0
Write-In: Austin Davis	0	0.00%	0	0	0
Not Assigned	0	0.00%	0	0	0
Total Votes Cast	68	100.00%	59	9	0
Contest Totals	73		63	10	0

REP REP IN CONGRESS 15TH DIS

Vote For 1

	TOTAL	VOTE %	Election Day	Absentee /Mail-in Ballots	Provisional
Glenn GT Thompson	71	100.00%	61	10	0
Write-In Totals	0	0.00%	0	0	0
Write-In: Ray Bilger	0	0.00%	0	0	0
Not Assigned	0	0.00%	0	0	0
Total Votes Cast	71	100.00%	61	10	0
Contest Totals	73		63	10	0

REP REP IN THE GEN ASSEM 68TH DIS

Vote For 1

	TOTAL	VOTE %	Election Day	Absentee /Mail-in Ballots	Provisional
Clint Owlett	70	95.89%	61	9	0
Write-In Totals	3	4.11%	2	1	0
Write-In: Quentin Gee	2	2.74%	1	1	0
Not Assigned	1	1.37%	1	0	0
Total Votes Cast	73	100.00%	63	10	0
Contest Totals	73		63	10	0

Tioga Township

REP MEMBER OF THE REPUBLICAN STATE COMMITTEE

Vote For 2

	TOTAL	VOTE %		Election Day	Absentee /Mail-in Ballots	Provisional
Lauren Owlett	48	44.44%	<div style="width: 44.44%;"><div style="width: 44.44%;"></div></div>	40	8	0
Gary Wilson	60	55.56%	<div style="width: 55.56%;"><div style="width: 55.56%;"></div></div>	51	9	0
Write-In Totals	0	0.00%	<div style="width: 0.00%;"><div style="width: 0.00%;"></div></div>	0	0	0
Not Assigned	0	0.00%	<div style="width: 0.00%;"><div style="width: 0.00%;"></div></div>	0	0	0
Total Votes Cast	108	100.00%	<div style="width: 100.00%;"><div style="width: 100.00%;"></div></div>	91	17	0
Contest Totals	146			126	20	0

REP REP COMM MAN Tioga Township

Vote For 1

	TOTAL	VOTE %		Election Day	Absentee /Mail-in Ballots	Provisional
Write-In Totals	2	100.00%	<div style="width: 100.00%;"><div style="width: 100.00%;"></div></div>	2	0	0
Not Assigned	2	100.00%	<div style="width: 100.00%;"><div style="width: 100.00%;"></div></div>	2	0	0
Total Votes Cast	2	100.00%	<div style="width: 100.00%;"><div style="width: 100.00%;"></div></div>	2	0	0
Contest Totals	73			63	10	0

REP REP COMM WOMAN Tioga Township

Vote For 1

	TOTAL	VOTE %		Election Day	Absentee /Mail-in Ballots	Provisional
Write-In Totals	2	100.00%	<div style="width: 100.00%;"><div style="width: 100.00%;"></div></div>	2	0	0
Not Assigned	2	100.00%	<div style="width: 100.00%;"><div style="width: 100.00%;"></div></div>	2	0	0
Total Votes Cast	2	100.00%	<div style="width: 100.00%;"><div style="width: 100.00%;"></div></div>	2	0	0
Contest Totals	73			63	10	0

Tioga Borough

Statistics

	TOTAL	Election Day	Absentee /Mail-in Ballots	Provisional
Registered Voters - Total	365			
Registered Voters - Democratic	62			
Registered Voters - Republican	225			
Registered Voters - Nonpartisan	78			
Ballots Cast - Total	44	29	15	0
Ballots Cast - Democratic	13	7	6	0
Ballots Cast - Republican	31	22	9	0
Ballots Cast - Nonpartisan	0	0	0	0
Ballots Cast - Blank	0	0	0	0
Voter Turnout - Total	12.05%			
Voter Turnout - Democratic	20.97%			
Voter Turnout - Republican	13.78%			
Voter Turnout - Nonpartisan	0.00%			

DEM GOVERNOR

Vote For 1

	TOTAL	VOTE %		Election Day	Absentee /Mail-in Ballots	Provisional
Josh Shapiro	13	100.00%	<div style="width: 100%; height: 10px; background-color: #ffc107;"></div>	7	6	0
Write-In Totals	0	0.00%	<div style="width: 0%; height: 10px; background-color: #6c757d;"></div>	0	0	0
Write-In: Katie Muth	0	0.00%	<div style="width: 0%; height: 10px; background-color: #6c757d;"></div>	0	0	0
Write-In: Stacey Garrity	0	0.00%	<div style="width: 0%; height: 10px; background-color: #6c757d;"></div>	0	0	0
Not Assigned	0	0.00%	<div style="width: 0%; height: 10px; background-color: #6c757d;"></div>	0	0	0
Total Votes Cast	13	100.00%	<div style="width: 100%; height: 10px; background-color: #ffc107;"></div>	7	6	0
Contest Totals	13			7	6	0

DEM LIEUTENANT GOVERNOR

Vote For 1

	TOTAL	VOTE %		Election Day	Absentee /Mail-in Ballots	Provisional
Austin Davis	13	100.00%	<div style="width: 100%; height: 10px; background-color: #ffc107;"></div>	7	6	0
Write-In Totals	0	0.00%	<div style="width: 0%; height: 10px; background-color: #6c757d;"></div>	0	0	0
Write-In: Jason Richey	0	0.00%	<div style="width: 0%; height: 10px; background-color: #6c757d;"></div>	0	0	0
Not Assigned	0	0.00%	<div style="width: 0%; height: 10px; background-color: #6c757d;"></div>	0	0	0
Total Votes Cast	13	100.00%	<div style="width: 100%; height: 10px; background-color: #ffc107;"></div>	7	6	0
Contest Totals	13			7	6	0

Tioga Borough

DEM REP IN CONGRESS 15TH DIS

Vote For 1

	TOTAL	VOTE %		Election Day	Absentee /Mail-in Ballots	Provisional
Ray Bilger	12	100.00%	<div style="width: 100%; height: 10px; background-color: #ffc107;"></div>	7	5	0
Write-In Totals	0	0.00%	<div style="width: 0%; height: 10px; background-color: #6c757d;"></div>	0	0	0
Write-In: Glenn GT Thompson	0	0.00%	<div style="width: 0%; height: 10px; background-color: #6c757d;"></div>	0	0	0
Not Assigned	0	0.00%	<div style="width: 0%; height: 10px; background-color: #6c757d;"></div>	0	0	0
Total Votes Cast	12	100.00%	<div style="width: 100%; height: 10px; background-color: #ffc107;"></div>	7	5	0
Contest Totals	13			7	6	0

DEM REP IN THE GEN ASSEM 68TH DIS

Vote For 1

	TOTAL	VOTE %		Election Day	Absentee /Mail-in Ballots	Provisional
Quentin Gee	12	100.00%	<div style="width: 100%; height: 10px; background-color: #ffc107;"></div>	6	6	0
Write-In Totals	0	0.00%	<div style="width: 0%; height: 10px; background-color: #6c757d;"></div>	0	0	0
Write-In: Clint Owlett	0	0.00%	<div style="width: 0%; height: 10px; background-color: #6c757d;"></div>	0	0	0
Not Assigned	0	0.00%	<div style="width: 0%; height: 10px; background-color: #6c757d;"></div>	0	0	0
Total Votes Cast	12	100.00%	<div style="width: 100%; height: 10px; background-color: #ffc107;"></div>	6	6	0
Contest Totals	13			7	6	0

DEM MEMBER DEM STATE COMM 59TH DIST

Vote For 1

	TOTAL	VOTE %		Election Day	Absentee /Mail-in Ballots	Provisional
Write-In Totals	1	100.00%	<div style="width: 100%; height: 10px; background-color: #ffc107;"></div>	0	1	0
Write-In: Brynn Hammarstrom	0	0.00%	<div style="width: 0%; height: 10px; background-color: #6c757d;"></div>	0	0	0
Write-In: Lisa Gephart	0	0.00%	<div style="width: 0%; height: 10px; background-color: #6c757d;"></div>	0	0	0
Write-In: Jordan Omlar	0	0.00%	<div style="width: 0%; height: 10px; background-color: #6c757d;"></div>	0	0	0
Not Assigned	1	100.00%	<div style="width: 100%; height: 10px; background-color: #ffc107;"></div>	0	1	0
Total Votes Cast	1	100.00%	<div style="width: 100%; height: 10px; background-color: #ffc107;"></div>	0	1	0
Contest Totals	13			7	6	0

DEM DEM COMM Tioga Borough

Vote For 2

	TOTAL	VOTE %		Election Day	Absentee /Mail-in Ballots	Provisional
Write-In Totals	2	100.00%	<div style="width: 100%; height: 10px; background-color: #ffc107;"></div>	0	2	0
Not Assigned	2	100.00%	<div style="width: 100%; height: 10px; background-color: #ffc107;"></div>	0	2	0
Total Votes Cast	2	100.00%	<div style="width: 100%; height: 10px; background-color: #ffc107;"></div>	0	2	0
Contest Totals	26			14	12	0

Tioga Borough

REP GOVERNOR

Vote For 1

	TOTAL	VOTE %		Election Day	Absentee /Mail-in Ballots	Provisional
Stacy Garrity	31	100.00%	<div style="width: 100%; height: 10px; background-color: #ffc107;"></div>	22	9	0
Write-In Totals	0	0.00%	<div style="width: 0%; height: 10px; background-color: #6c757d;"></div>	0	0	0
Write-In: Josh Shapiro	0	0.00%	<div style="width: 0%; height: 10px; background-color: #6c757d;"></div>	0	0	0
Write-In: Katie Muth	0	0.00%	<div style="width: 0%; height: 10px; background-color: #6c757d;"></div>	0	0	0
Write-In: Doug Mastriano	0	0.00%	<div style="width: 0%; height: 10px; background-color: #6c757d;"></div>	0	0	0
Not Assigned	0	0.00%	<div style="width: 0%; height: 10px; background-color: #6c757d;"></div>	0	0	0
Total Votes Cast	31	100.00%	<div style="width: 100%; height: 10px; background-color: #ffc107;"></div>	22	9	0
Contest Totals	31			22	9	0

REP LIEUTENANT GOVERNOR

Vote For 1

	TOTAL	VOTE %		Election Day	Absentee /Mail-in Ballots	Provisional
John Ventre	8	27.59%	<div style="width: 27.59%; height: 10px; background-color: #ffc107;"></div>	6	2	0
Jason Richey	21	72.41%	<div style="width: 72.41%; height: 10px; background-color: #ffc107;"></div>	15	6	0
Write-In Totals	0	0.00%	<div style="width: 0%; height: 10px; background-color: #6c757d;"></div>	0	0	0
Write-In: Austin Davis	0	0.00%	<div style="width: 0%; height: 10px; background-color: #6c757d;"></div>	0	0	0
Not Assigned	0	0.00%	<div style="width: 0%; height: 10px; background-color: #6c757d;"></div>	0	0	0
Total Votes Cast	29	100.00%	<div style="width: 100%; height: 10px; background-color: #ffc107;"></div>	21	8	0
Contest Totals	31			22	9	0

REP REP IN CONGRESS 15TH DIS

Vote For 1

	TOTAL	VOTE %		Election Day	Absentee /Mail-in Ballots	Provisional
Glenn GT Thompson	30	100.00%	<div style="width: 100%; height: 10px; background-color: #ffc107;"></div>	21	9	0
Write-In Totals	0	0.00%	<div style="width: 0%; height: 10px; background-color: #6c757d;"></div>	0	0	0
Write-In: Ray Bilger	0	0.00%	<div style="width: 0%; height: 10px; background-color: #6c757d;"></div>	0	0	0
Not Assigned	0	0.00%	<div style="width: 0%; height: 10px; background-color: #6c757d;"></div>	0	0	0
Total Votes Cast	30	100.00%	<div style="width: 100%; height: 10px; background-color: #ffc107;"></div>	21	9	0
Contest Totals	31			22	9	0

REP REP IN THE GEN ASSEM 68TH DIS

Vote For 1

	TOTAL	VOTE %		Election Day	Absentee /Mail-in Ballots	Provisional
Clint Owlett	31	100.00%	<div style="width: 100%; height: 10px; background-color: #ffc107;"></div>	22	9	0
Write-In Totals	0	0.00%	<div style="width: 0%; height: 10px; background-color: #6c757d;"></div>	0	0	0
Write-In: Quentin Gee	0	0.00%	<div style="width: 0%; height: 10px; background-color: #6c757d;"></div>	0	0	0
Not Assigned	0	0.00%	<div style="width: 0%; height: 10px; background-color: #6c757d;"></div>	0	0	0
Total Votes Cast	31	100.00%	<div style="width: 100%; height: 10px; background-color: #ffc107;"></div>	22	9	0
Contest Totals	31			22	9	0

Tioga Borough

REP MEMBER OF THE REPUBLICAN STATE COMMITTEE

Vote For 2

	TOTAL	VOTE %	Election Day	Absentee /Mail-in Ballots	Provisional
Lauren Owlett	22	48.89%	14	8	0
Gary Wilson	23	51.11%	15	8	0
Write-In Totals	0	0.00%	0	0	0
Not Assigned	0	0.00%	0	0	0
Total Votes Cast	45	100.00%	29	16	0
Contest Totals	62		44	18	0

REP REP COMM MAN Tioga Borough

Vote For 1

	TOTAL	VOTE %	Election Day	Absentee /Mail-in Ballots	Provisional
Write-In Totals	0		0	0	0
Not Assigned	0		0	0	0
Total Votes Cast	0		0	0	0
Contest Totals	31		22	9	0

REP REP COMM WOMAN Tioga Borough

Vote For 1

	TOTAL	VOTE %	Election Day	Absentee /Mail-in Ballots	Provisional
Write-In Totals	0		0	0	0
Not Assigned	0		0	0	0
Total Votes Cast	0		0	0	0
Contest Totals	31		22	9	0

Union Township

Statistics

	TOTAL	Election Day	Absentee /Mail-in Ballots	Provisional
Registered Voters - Total	630			
Registered Voters - Democratic	86			
Registered Voters - Republican	479			
Registered Voters - Nonpartisan	65			
Ballots Cast - Total	88	73	15	0
Ballots Cast - Democratic	25	18	7	0
Ballots Cast - Republican	63	55	8	0
Ballots Cast - Nonpartisan	0	0	0	0
Ballots Cast - Blank	0	0	0	0
Voter Turnout - Total	13.97%			
Voter Turnout - Democratic	29.07%			
Voter Turnout - Republican	13.15%			
Voter Turnout - Nonpartisan	0.00%			

DEM GOVERNOR

Vote For 1

	TOTAL	VOTE %		Election Day	Absentee /Mail-in Ballots	Provisional
Josh Shapiro	24	96.00%	<div style="width: 96%; background-color: #ffc107;"></div>	17	7	0
Write-In Totals	1	4.00%	<div style="width: 4%; background-color: #6c757d;"></div>	1	0	0
Write-In: Stacey Garrity	1	4.00%	<div style="width: 4%; background-color: #6c757d;"></div>	1	0	0
Write-In: Katie Muth	0	0.00%	<div style="width: 0%; background-color: #6c757d;"></div>	0	0	0
Not Assigned	0	0.00%	<div style="width: 0%; background-color: #6c757d;"></div>	0	0	0
Total Votes Cast	25	100.00%	<div style="width: 100%; background-color: #ffc107;"></div>	18	7	0
Contest Totals	25			18	7	0

DEM LIEUTENANT GOVERNOR

Vote For 1

	TOTAL	VOTE %		Election Day	Absentee /Mail-in Ballots	Provisional
Austin Davis	22	100.00%	<div style="width: 100%; background-color: #ffc107;"></div>	15	7	0
Write-In Totals	0	0.00%	<div style="width: 0%; background-color: #6c757d;"></div>	0	0	0
Write-In: Jason Richey	0	0.00%	<div style="width: 0%; background-color: #6c757d;"></div>	0	0	0
Not Assigned	0	0.00%	<div style="width: 0%; background-color: #6c757d;"></div>	0	0	0
Total Votes Cast	22	100.00%	<div style="width: 100%; background-color: #ffc107;"></div>	15	7	0
Contest Totals	25			18	7	0

Union Township

DEM REP IN CONGRESS 15TH DIS

Vote For 1

	TOTAL	VOTE %		Election Day	Absentee /Mail-in Ballots	Provisional
Ray Bilger	20	100.00%	<div style="width: 100%; height: 10px; background-color: #ffc107;"></div>	14	6	0
Write-In Totals	0	0.00%	<div style="width: 0%; height: 10px; background-color: #6c757d;"></div>	0	0	0
Write-In: Glenn GT Thompson	0	0.00%	<div style="width: 0%; height: 10px; background-color: #6c757d;"></div>	0	0	0
Not Assigned	0	0.00%	<div style="width: 0%; height: 10px; background-color: #6c757d;"></div>	0	0	0
Total Votes Cast	20	100.00%	<div style="width: 100%; height: 10px; background-color: #ffc107;"></div>	14	6	0
Contest Totals	25			18	7	0

DEM REP IN THE GEN ASSEM 68TH DIS

Vote For 1

	TOTAL	VOTE %		Election Day	Absentee /Mail-in Ballots	Provisional
Quentin Gee	24	100.00%	<div style="width: 100%; height: 10px; background-color: #ffc107;"></div>	17	7	0
Write-In Totals	0	0.00%	<div style="width: 0%; height: 10px; background-color: #6c757d;"></div>	0	0	0
Write-In: Clint Owlett	0	0.00%	<div style="width: 0%; height: 10px; background-color: #6c757d;"></div>	0	0	0
Not Assigned	0	0.00%	<div style="width: 0%; height: 10px; background-color: #6c757d;"></div>	0	0	0
Total Votes Cast	24	100.00%	<div style="width: 100%; height: 10px; background-color: #ffc107;"></div>	17	7	0
Contest Totals	25			18	7	0

DEM MEMBER DEM STATE COMM 59TH DIST

Vote For 1

	TOTAL	VOTE %		Election Day	Absentee /Mail-in Ballots	Provisional
Write-In Totals	2	100.00%	<div style="width: 100%; height: 10px; background-color: #ffc107;"></div>	2	0	0
Write-In: Brynn Hammarstrom	0	0.00%	<div style="width: 0%; height: 10px; background-color: #6c757d;"></div>	0	0	0
Write-In: Lisa Gephart	0	0.00%	<div style="width: 0%; height: 10px; background-color: #6c757d;"></div>	0	0	0
Write-In: Jordan Omlar	0	0.00%	<div style="width: 0%; height: 10px; background-color: #6c757d;"></div>	0	0	0
Not Assigned	2	100.00%	<div style="width: 100%; height: 10px; background-color: #ffc107;"></div>	2	0	0
Total Votes Cast	2	100.00%	<div style="width: 100%; height: 10px; background-color: #ffc107;"></div>	2	0	0
Contest Totals	25			18	7	0

DEM DEM COMM Union Township

Vote For 2

	TOTAL	VOTE %		Election Day	Absentee /Mail-in Ballots	Provisional
Theodore R Smith Jr	24	92.31%	<div style="width: 92.31%; height: 10px; background-color: #ffc107;"></div>	17	7	0
Write-In Totals	2	7.69%	<div style="width: 7.69%; height: 10px; background-color: #6c757d;"></div>	1	1	0
Not Assigned	2	7.69%	<div style="width: 7.69%; height: 10px; background-color: #6c757d;"></div>	1	1	0
Total Votes Cast	26	100.00%	<div style="width: 100%; height: 10px; background-color: #ffc107;"></div>	18	8	0
Contest Totals	50			36	14	0

Union Township

REP GOVERNOR

Vote For 1

	TOTAL	VOTE %		Election Day	Absentee /Mail-in Ballots	Provisional
Stacy Garrity	61	100.00%	<div style="width: 100%; height: 10px; background-color: #ffc107;"></div>	54	7	0
Write-In Totals	0	0.00%	<div style="width: 0%; height: 10px; background-color: #6c757d;"></div>	0	0	0
Write-In: Josh Shapiro	0	0.00%	<div style="width: 0%; height: 10px; background-color: #6c757d;"></div>	0	0	0
Write-In: Katie Muth	0	0.00%	<div style="width: 0%; height: 10px; background-color: #6c757d;"></div>	0	0	0
Write-In: Doug Mastriano	0	0.00%	<div style="width: 0%; height: 10px; background-color: #6c757d;"></div>	0	0	0
Not Assigned	0	0.00%	<div style="width: 0%; height: 10px; background-color: #6c757d;"></div>	0	0	0
Total Votes Cast	61	100.00%	<div style="width: 100%; height: 10px; background-color: #ffc107;"></div>	54	7	0
Contest Totals	63			55	8	0

REP LIEUTENANT GOVERNOR

Vote For 1

	TOTAL	VOTE %		Election Day	Absentee /Mail-in Ballots	Provisional
John Ventre	15	25.42%	<div style="width: 25.42%; height: 10px; background-color: #ffc107;"></div>	12	3	0
Jason Richey	44	74.58%	<div style="width: 74.58%; height: 10px; background-color: #ffc107;"></div>	40	4	0
Write-In Totals	0	0.00%	<div style="width: 0%; height: 10px; background-color: #6c757d;"></div>	0	0	0
Write-In: Austin Davis	0	0.00%	<div style="width: 0%; height: 10px; background-color: #6c757d;"></div>	0	0	0
Not Assigned	0	0.00%	<div style="width: 0%; height: 10px; background-color: #6c757d;"></div>	0	0	0
Total Votes Cast	59	100.00%	<div style="width: 100%; height: 10px; background-color: #ffc107;"></div>	52	7	0
Contest Totals	63			55	8	0

REP REP IN CONGRESS 15TH DIS

Vote For 1

	TOTAL	VOTE %		Election Day	Absentee /Mail-in Ballots	Provisional
Glenn GT Thompson	59	100.00%	<div style="width: 100%; height: 10px; background-color: #ffc107;"></div>	52	7	0
Write-In Totals	0	0.00%	<div style="width: 0%; height: 10px; background-color: #6c757d;"></div>	0	0	0
Write-In: Ray Bilger	0	0.00%	<div style="width: 0%; height: 10px; background-color: #6c757d;"></div>	0	0	0
Not Assigned	0	0.00%	<div style="width: 0%; height: 10px; background-color: #6c757d;"></div>	0	0	0
Total Votes Cast	59	100.00%	<div style="width: 100%; height: 10px; background-color: #ffc107;"></div>	52	7	0
Contest Totals	63			55	8	0

REP REP IN THE GEN ASSEM 68TH DIS

Vote For 1

	TOTAL	VOTE %		Election Day	Absentee /Mail-in Ballots	Provisional
Clint Owlett	58	100.00%	<div style="width: 100%; height: 10px; background-color: #ffc107;"></div>	51	7	0
Write-In Totals	0	0.00%	<div style="width: 0%; height: 10px; background-color: #6c757d;"></div>	0	0	0
Write-In: Quentin Gee	0	0.00%	<div style="width: 0%; height: 10px; background-color: #6c757d;"></div>	0	0	0
Not Assigned	0	0.00%	<div style="width: 0%; height: 10px; background-color: #6c757d;"></div>	0	0	0
Total Votes Cast	58	100.00%	<div style="width: 100%; height: 10px; background-color: #ffc107;"></div>	51	7	0
Contest Totals	63			55	8	0

Union Township

REP MEMBER OF THE REPUBLICAN STATE COMMITTEE

Vote For 2

	TOTAL	VOTE %		Election Day	Absentee /Mail-in Ballots	Provisional
Lauren Owlett	55	66.27%	<div style="width: 66.27%; background-color: #f0e68c;"></div>	47	8	0
Gary Wilson	27	32.53%	<div style="width: 32.53%; background-color: #f0e68c;"></div>	23	4	0
Write-In Totals	1	1.20%	<div style="width: 1.20%; background-color: #f0e68c;"></div>	0	1	0
Not Assigned	1	1.20%	<div style="width: 1.20%; background-color: #f0e68c;"></div>	0	1	0
Total Votes Cast	83	100.00%	<div style="width: 100%; background-color: #f0e68c;"></div>	70	13	0
Contest Totals	126			110	16	0

REP REP COMM MAN Union Township

Vote For 1

	TOTAL	VOTE %		Election Day	Absentee /Mail-in Ballots	Provisional
Write-In Totals	3	100.00%	<div style="width: 100%; background-color: #f0e68c;"></div>	1	2	0
Not Assigned	3	100.00%	<div style="width: 100%; background-color: #f0e68c;"></div>	1	2	0
Total Votes Cast	3	100.00%	<div style="width: 100%; background-color: #f0e68c;"></div>	1	2	0
Contest Totals	63			55	8	0

REP REP COMM WOMAN Union Township

Vote For 1

	TOTAL	VOTE %		Election Day	Absentee /Mail-in Ballots	Provisional
Write-In Totals	1	100.00%	<div style="width: 100%; background-color: #f0e68c;"></div>	0	1	0
Not Assigned	1	100.00%	<div style="width: 100%; background-color: #f0e68c;"></div>	0	1	0
Total Votes Cast	1	100.00%	<div style="width: 100%; background-color: #f0e68c;"></div>	0	1	0
Contest Totals	63			55	8	0

Ward Township

Statistics

	TOTAL	Election Day	Absentee /Mail-in Ballots	Provisional
Registered Voters - Total	162			
Registered Voters - Democratic	17			
Registered Voters - Republican	108			
Registered Voters - Nonpartisan	37			
Ballots Cast - Total	31	28	3	0
Ballots Cast - Democratic	5	3	2	0
Ballots Cast - Republican	26	25	1	0
Ballots Cast - Nonpartisan	0	0	0	0
Ballots Cast - Blank	0	0	0	0
Voter Turnout - Total	19.14%			
Voter Turnout - Democratic	29.41%			
Voter Turnout - Republican	24.07%			
Voter Turnout - Nonpartisan	0.00%			

DEM GOVERNOR

Vote For 1

	TOTAL	VOTE %		Election Day	Absentee /Mail-in Ballots	Provisional
Josh Shapiro	5	100.00%	<div style="width: 100%; height: 10px; background-color: #ffc107;"></div>	3	2	0
Write-In Totals	0	0.00%	<div style="width: 0%; height: 10px; background-color: #6c757d;"></div>	0	0	0
Write-In: Katie Muth	0	0.00%	<div style="width: 0%; height: 10px; background-color: #6c757d;"></div>	0	0	0
Write-In: Stacey Garrity	0	0.00%	<div style="width: 0%; height: 10px; background-color: #6c757d;"></div>	0	0	0
Not Assigned	0	0.00%	<div style="width: 0%; height: 10px; background-color: #6c757d;"></div>	0	0	0
Total Votes Cast	5	100.00%	<div style="width: 100%; height: 10px; background-color: #ffc107;"></div>	3	2	0
Contest Totals	5			3	2	0

DEM LIEUTENANT GOVERNOR

Vote For 1

	TOTAL	VOTE %		Election Day	Absentee /Mail-in Ballots	Provisional
Austin Davis	5	100.00%	<div style="width: 100%; height: 10px; background-color: #ffc107;"></div>	3	2	0
Write-In Totals	0	0.00%	<div style="width: 0%; height: 10px; background-color: #6c757d;"></div>	0	0	0
Write-In: Jason Richey	0	0.00%	<div style="width: 0%; height: 10px; background-color: #6c757d;"></div>	0	0	0
Not Assigned	0	0.00%	<div style="width: 0%; height: 10px; background-color: #6c757d;"></div>	0	0	0
Total Votes Cast	5	100.00%	<div style="width: 100%; height: 10px; background-color: #ffc107;"></div>	3	2	0
Contest Totals	5			3	2	0

Ward Township

DEM REP IN CONGRESS 15TH DIS

Vote For 1

	TOTAL	VOTE %		Election Day	Absentee /Mail-in Ballots	Provisional
Ray Bilger	5	100.00%	<div style="width: 100%; height: 10px; background-color: #f0e68c;"></div>	3	2	0
Write-In Totals	0	0.00%	<div style="width: 0%; height: 10px; background-color: #d3d3d3;"></div>	0	0	0
Write-In: Glenn GT Thompson	0	0.00%	<div style="width: 0%; height: 10px; background-color: #d3d3d3;"></div>	0	0	0
Not Assigned	0	0.00%	<div style="width: 0%; height: 10px; background-color: #d3d3d3;"></div>	0	0	0
Total Votes Cast	5	100.00%	<div style="width: 100%; height: 10px; background-color: #f0e68c;"></div>	3	2	0
Contest Totals	5			3	2	0

DEM REP IN THE GEN ASSEM 68TH DIS

Vote For 1

	TOTAL	VOTE %		Election Day	Absentee /Mail-in Ballots	Provisional
Quentin Gee	5	100.00%	<div style="width: 100%; height: 10px; background-color: #f0e68c;"></div>	3	2	0
Write-In Totals	0	0.00%	<div style="width: 0%; height: 10px; background-color: #d3d3d3;"></div>	0	0	0
Write-In: Clint Owlett	0	0.00%	<div style="width: 0%; height: 10px; background-color: #d3d3d3;"></div>	0	0	0
Not Assigned	0	0.00%	<div style="width: 0%; height: 10px; background-color: #d3d3d3;"></div>	0	0	0
Total Votes Cast	5	100.00%	<div style="width: 100%; height: 10px; background-color: #f0e68c;"></div>	3	2	0
Contest Totals	5			3	2	0

DEM MEMBER DEM STATE COMM 59TH DIST

Vote For 1

	TOTAL	VOTE %		Election Day	Absentee /Mail-in Ballots	Provisional
Write-In Totals	0			0	0	0
Write-In: Brynn Hammarstrom	0			0	0	0
Write-In: Lisa Gephart	0			0	0	0
Write-In: Jordan Omlar	0			0	0	0
Not Assigned	0			0	0	0
Total Votes Cast	0			0	0	0
Contest Totals	5			3	2	0

DEM DEM COMM Ward Township

Vote For 2

	TOTAL	VOTE %		Election Day	Absentee /Mail-in Ballots	Provisional
Write-In Totals	0			0	0	0
Not Assigned	0			0	0	0
Total Votes Cast	0			0	0	0
Contest Totals	10			6	4	0

Ward Township

REP GOVERNOR

Vote For 1

	TOTAL	VOTE %	Election Day	Absentee /Mail-in Ballots	Provisional
Stacy Garrity	25	96.15%	24	1	0
Write-In Totals	1	3.85%	1	0	0
Write-In: Josh Shapiro	0	0.00%	0	0	0
Write-In: Katie Muth	0	0.00%	0	0	0
Write-In: Doug Mastriano	0	0.00%	0	0	0
Not Assigned	1	3.85%	1	0	0
Total Votes Cast	26	100.00%	25	1	0
Contest Totals	26		25	1	0

REP LIEUTENANT GOVERNOR

Vote For 1

	TOTAL	VOTE %	Election Day	Absentee /Mail-in Ballots	Provisional
John Ventre	7	28.00%	6	1	0
Jason Richey	18	72.00%	18	0	0
Write-In Totals	0	0.00%	0	0	0
Write-In: Austin Davis	0	0.00%	0	0	0
Not Assigned	0	0.00%	0	0	0
Total Votes Cast	25	100.00%	24	1	0
Contest Totals	26		25	1	0

REP REP IN CONGRESS 15TH DIS

Vote For 1

	TOTAL	VOTE %	Election Day	Absentee /Mail-in Ballots	Provisional
Glenn GT Thompson	24	100.00%	23	1	0
Write-In Totals	0	0.00%	0	0	0
Write-In: Ray Bilger	0	0.00%	0	0	0
Not Assigned	0	0.00%	0	0	0
Total Votes Cast	24	100.00%	23	1	0
Contest Totals	26		25	1	0

REP REP IN THE GEN ASSEM 68TH DIS

Vote For 1

	TOTAL	VOTE %	Election Day	Absentee /Mail-in Ballots	Provisional
Clint Owlett	26	100.00%	25	1	0
Write-In Totals	0	0.00%	0	0	0
Write-In: Quentin Gee	0	0.00%	0	0	0
Not Assigned	0	0.00%	0	0	0
Total Votes Cast	26	100.00%	25	1	0
Contest Totals	26		25	1	0

Ward Township

REP MEMBER OF THE REPUBLICAN STATE COMMITTEE

Vote For 2

	TOTAL	VOTE %	Election Day	Absentee /Mail-in Ballots	Provisional
Lauren Owlett	24	58.54%	23	1	0
Gary Wilson	17	41.46%	16	1	0
Write-In Totals	0	0.00%	0	0	0
Not Assigned	0	0.00%	0	0	0
Total Votes Cast	41	100.00%	39	2	0
Contest Totals	52		50	2	0

REP REP COMM MAN Ward Township

Vote For 1

	TOTAL	VOTE %	Election Day	Absentee /Mail-in Ballots	Provisional
Write-In Totals	8	100.00%	8	0	0
Not Assigned	8	100.00%	8	0	0
Total Votes Cast	8	100.00%	8	0	0
Contest Totals	26		25	1	0

REP REP COMM WOMAN Ward Township

Vote For 1

	TOTAL	VOTE %	Election Day	Absentee /Mail-in Ballots	Provisional
Write-In Totals	8	100.00%	8	0	0
Not Assigned	8	100.00%	8	0	0
Total Votes Cast	8	100.00%	8	0	0
Contest Totals	26		25	1	0

Wellsboro Boro Ward 1

Statistics

	TOTAL	Election Day	Absentee /Mail-in Ballots	Provisional
Registered Voters - Total	1,159			
Registered Voters - Democratic	289			
Registered Voters - Republican	680			
Registered Voters - Nonpartisan	190			
Ballots Cast - Total	200	147	53	0
Ballots Cast - Democratic	64	41	23	0
Ballots Cast - Republican	136	106	30	0
Ballots Cast - Nonpartisan	0	0	0	0
Ballots Cast - Blank	0	0	0	0
Voter Turnout - Total	17.26%			
Voter Turnout - Democratic	22.15%			
Voter Turnout - Republican	20.00%			
Voter Turnout - Nonpartisan	0.00%			

DEM GOVERNOR

Vote For 1

	TOTAL	VOTE %	Election Day	Absentee /Mail-in Ballots	Provisional
Josh Shapiro	59	95.16%	38	21	0
Write-In Totals	3	4.84%	2	1	0
Write-In: Stacey Garrity	2	3.23%	1	1	0
Write-In: Katie Muth	1	1.61%	1	0	0
Not Assigned	0	0.00%	0	0	0
Total Votes Cast	62	100.00%	40	22	0
Contest Totals	64		41	23	0

DEM LIEUTENANT GOVERNOR

Vote For 1

	TOTAL	VOTE %	Election Day	Absentee /Mail-in Ballots	Provisional
Austin Davis	62	100.00%	39	23	0
Write-In Totals	0	0.00%	0	0	0
Write-In: Jason Richey	0	0.00%	0	0	0
Not Assigned	0	0.00%	0	0	0
Total Votes Cast	62	100.00%	39	23	0
Contest Totals	64		41	23	0

Wellsboro Boro Ward 1

DEM REP IN CONGRESS 15TH DIS

Vote For 1

	TOTAL	VOTE %	Election Day	Absentee /Mail-in Ballots	Provisional
Ray Bilger	60	98.36%	39	21	0
Write-In Totals	1	1.64%	0	1	0
Write-In: Glenn GT Thompson	1	1.64%	0	1	0
Not Assigned	0	0.00%	0	0	0
Total Votes Cast	61	100.00%	39	22	0
Contest Totals	64		41	23	0

DEM REP IN THE GEN ASSEM 68TH DIS

Vote For 1

	TOTAL	VOTE %	Election Day	Absentee /Mail-in Ballots	Provisional
Quentin Gee	62	98.41%	40	22	0
Write-In Totals	1	1.59%	0	1	0
Write-In: Clint Owlett	1	1.59%	0	1	0
Not Assigned	0	0.00%	0	0	0
Total Votes Cast	63	100.00%	40	23	0
Contest Totals	64		41	23	0

DEM MEMBER DEM STATE COMM 59TH DIST

Vote For 1

	TOTAL	VOTE %	Election Day	Absentee /Mail-in Ballots	Provisional
Write-In Totals	8	100.00%	7	1	0
Write-In: Jordan Omlar	1	12.50%	0	1	0
Write-In: Brynn Hammarstrom	0	0.00%	0	0	0
Write-In: Lisa Gephart	0	0.00%	0	0	0
Not Assigned	7	87.50%	7	0	0
Total Votes Cast	8	100.00%	7	1	0
Contest Totals	64		41	23	0

DEM DEM COMM Wellsboro Boro Ward 1

Vote For 2

	TOTAL	VOTE %	Election Day	Absentee /Mail-in Ballots	Provisional
James Guignard	48	45.71%	32	16	0
Gabriel Hakvaag	55	52.38%	35	20	0
Write-In Totals	2	1.90%	1	1	0
Not Assigned	2	1.90%	1	1	0
Total Votes Cast	105	100.00%	68	37	0
Contest Totals	128		82	46	0

Wellsboro Boro Ward 1

REP GOVERNOR

Vote For 1

	TOTAL	VOTE %	Election Day	Absentee /Mail-in Ballots	Provisional
Stacy Garrity	116	92.06%	90	26	0
Write-In Totals	10	7.94%	8	2	0
Write-In: Josh Shapiro	1	0.79%	0	1	0
Write-In: Katie Muth	1	0.79%	0	1	0
Write-In: Doug Mastriano	0	0.00%	0	0	0
Not Assigned	8	6.35%	8	0	0
Total Votes Cast	126	100.00%	98	28	0
Contest Totals	136		106	30	0

REP LIEUTENANT GOVERNOR

Vote For 1

	TOTAL	VOTE %	Election Day	Absentee /Mail-in Ballots	Provisional
John Ventre	30	25.00%	25	5	0
Jason Richey	89	74.17%	68	21	0
Write-In Totals	1	0.83%	0	1	0
Write-In: Austin Davis	1	0.83%	0	1	0
Not Assigned	0	0.00%	0	0	0
Total Votes Cast	120	100.00%	93	27	0
Contest Totals	136		106	30	0

REP REP IN CONGRESS 15TH DIS

Vote For 1

	TOTAL	VOTE %	Election Day	Absentee /Mail-in Ballots	Provisional
Glenn GT Thompson	121	97.58%	95	26	0
Write-In Totals	3	2.42%	2	1	0
Write-In: Ray Bilger	2	1.61%	1	1	0
Not Assigned	1	0.81%	1	0	0
Total Votes Cast	124	100.00%	97	27	0
Contest Totals	136		106	30	0

REP REP IN THE GEN ASSEM 68TH DIS

Vote For 1

	TOTAL	VOTE %	Election Day	Absentee /Mail-in Ballots	Provisional
Clint Owlett	124	96.88%	95	29	0
Write-In Totals	4	3.12%	4	0	0
Write-In: Quentin Gee	3	2.34%	3	0	0
Not Assigned	1	0.78%	1	0	0
Total Votes Cast	128	100.00%	99	29	0
Contest Totals	136		106	30	0

Wellsboro Boro Ward 1

REP MEMBER OF THE REPUBLICAN STATE COMMITTEE

Vote For 2

	TOTAL	VOTE %		Election Day	Absentee /Mail-in Ballots	Provisional
Lauren Owlett	108	49.77%	<div style="width: 49.77%; background-color: #f0e68c;"></div>	85	23	0
Gary Wilson	109	50.23%	<div style="width: 50.23%; background-color: #f0e68c;"></div>	83	26	0
Write-In Totals	0	0.00%	<div style="width: 0%; background-color: #f0e68c;"></div>	0	0	0
Not Assigned	0	0.00%	<div style="width: 0%; background-color: #f0e68c;"></div>	0	0	0
Total Votes Cast	217	100.00%	<div style="width: 100%; background-color: #f0e68c;"></div>	168	49	0
Contest Totals	272			212	60	0

REP REP COMM MAN Wellsboro Boro Ward 1

Vote For 1

	TOTAL	VOTE %		Election Day	Absentee /Mail-in Ballots	Provisional
Write-In Totals	5	100.00%	<div style="width: 100%; background-color: #f0e68c;"></div>	3	2	0
Not Assigned	5	100.00%	<div style="width: 100%; background-color: #f0e68c;"></div>	3	2	0
Total Votes Cast	5	100.00%	<div style="width: 100%; background-color: #f0e68c;"></div>	3	2	0
Contest Totals	136			106	30	0

REP REP COMM WOMAN Wellsboro Ward 1

Vote For 1

	TOTAL	VOTE %		Election Day	Absentee /Mail-in Ballots	Provisional
Write-In Totals	6	100.00%	<div style="width: 100%; background-color: #f0e68c;"></div>	3	3	0
Not Assigned	6	100.00%	<div style="width: 100%; background-color: #f0e68c;"></div>	3	3	0
Total Votes Cast	6	100.00%	<div style="width: 100%; background-color: #f0e68c;"></div>	3	3	0
Contest Totals	136			106	30	0

Wellsboro Boro Ward 2

Statistics

	TOTAL	Election Day	Absentee /Mail-in Ballots	Provisional
Registered Voters - Total	1,160			
Registered Voters - Democratic	293			
Registered Voters - Republican	669			
Registered Voters - Nonpartisan	198			
Ballots Cast - Total	277	186	91	0
Ballots Cast - Democratic	112	60	52	0
Ballots Cast - Republican	165	126	39	0
Ballots Cast - Nonpartisan	0	0	0	0
Ballots Cast - Blank	0	0	0	0
Voter Turnout - Total	23.88%			
Voter Turnout - Democratic	38.23%			
Voter Turnout - Republican	24.66%			
Voter Turnout - Nonpartisan	0.00%			

DEM GOVERNOR

Vote For 1

	TOTAL	VOTE %	Election Day	Absentee /Mail-in Ballots	Provisional
Josh Shapiro	108	99.08%	57	51	0
Write-In Totals	1	0.92%	1	0	0
Write-In: Katie Muth	0	0.00%	0	0	0
Write-In: Stacey Garrity	0	0.00%	0	0	0
Not Assigned	1	0.92%	1	0	0
Total Votes Cast	109	100.00%	58	51	0
Contest Totals	112		60	52	0

DEM LIEUTENANT GOVERNOR

Vote For 1

	TOTAL	VOTE %	Election Day	Absentee /Mail-in Ballots	Provisional
Austin Davis	105	100.00%	54	51	0
Write-In Totals	0	0.00%	0	0	0
Write-In: Jason Richey	0	0.00%	0	0	0
Not Assigned	0	0.00%	0	0	0
Total Votes Cast	105	100.00%	54	51	0
Contest Totals	112		60	52	0

Wellsboro Boro Ward 2

DEM REP IN CONGRESS 15TH DIS

Vote For 1

	TOTAL	VOTE %	Election Day	Absentee /Mail-in Ballots	Provisional
Ray Bilger	103	99.04%	54	49	0
Write-In Totals	1	0.96%	1	0	0
Write-In: Glenn GT Thompson	0	0.00%	0	0	0
Not Assigned	1	0.96%	1	0	0
Total Votes Cast	104	100.00%	55	49	0
Contest Totals	112		60	52	0

DEM REP IN THE GEN ASSEM 68TH DIS

Vote For 1

	TOTAL	VOTE %	Election Day	Absentee /Mail-in Ballots	Provisional
Quentin Gee	104	99.05%	55	49	0
Write-In Totals	1	0.95%	1	0	0
Write-In: Clint Owlett	0	0.00%	0	0	0
Not Assigned	1	0.95%	1	0	0
Total Votes Cast	105	100.00%	56	49	0
Contest Totals	112		60	52	0

DEM MEMBER DEM STATE COMM 59TH DIST

Vote For 1

	TOTAL	VOTE %	Election Day	Absentee /Mail-in Ballots	Provisional
Write-In Totals	21	100.00%	16	5	0
Write-In: Brynn Hammarstrom	3	14.29%	2	1	0
Write-In: Lisa Gephart	2	9.52%	0	2	0
Write-In: Jordan Omlar	0	0.00%	0	0	0
Not Assigned	16	76.19%	14	2	0
Total Votes Cast	21	100.00%	16	5	0
Contest Totals	112		60	52	0

DEM DEM COMM Wellsboro Boro Ward 2

Vote For 2

	TOTAL	VOTE %	Election Day	Absentee /Mail-in Ballots	Provisional
Bryn Hammarstrom	105	94.59%	59	46	0
Write-In Totals	6	5.41%	2	4	0
Not Assigned	6	5.41%	2	4	0
Total Votes Cast	111	100.00%	61	50	0
Contest Totals	224		120	104	0

Wellsboro Boro Ward 2

REP GOVERNOR

Vote For 1

	TOTAL	VOTE %	Election Day	Absentee /Mail-in Ballots	Provisional
Stacy Garrity	142	92.21%	106	36	0
Write-In Totals	12	7.79%	11	1	0
Write-In: Josh Shapiro	5	3.25%	4	1	0
Write-In: Doug Mastriano	4	2.60%	4	0	0
Write-In: Katie Muth	3	1.95%	3	0	0
Not Assigned	0	0.00%	0	0	0
Total Votes Cast	154	100.00%	117	37	0
Contest Totals	165		126	39	0

REP LIEUTENANT GOVERNOR

Vote For 1

	TOTAL	VOTE %	Election Day	Absentee /Mail-in Ballots	Provisional
John Ventre	43	29.66%	31	12	0
Jason Richey	100	68.97%	80	20	0
Write-In Totals	2	1.38%	2	0	0
Write-In: Austin Davis	2	1.38%	2	0	0
Not Assigned	0	0.00%	0	0	0
Total Votes Cast	145	100.00%	113	32	0
Contest Totals	165		126	39	0

REP REP IN CONGRESS 15TH DIS

Vote For 1

	TOTAL	VOTE %	Election Day	Absentee /Mail-in Ballots	Provisional
Glenn GT Thompson	147	98.66%	113	34	0
Write-In Totals	2	1.34%	2	0	0
Write-In: Ray Bilger	2	1.34%	2	0	0
Not Assigned	0	0.00%	0	0	0
Total Votes Cast	149	100.00%	115	34	0
Contest Totals	165		126	39	0

REP REP IN THE GEN ASSEM 68TH DIS

Vote For 1

	TOTAL	VOTE %	Election Day	Absentee /Mail-in Ballots	Provisional
Clint Owlett	148	96.10%	110	38	0
Write-In Totals	6	3.90%	6	0	0
Write-In: Quentin Gee	5	3.25%	5	0	0
Not Assigned	1	0.65%	1	0	0
Total Votes Cast	154	100.00%	116	38	0
Contest Totals	165		126	39	0

Wellsboro Boro Ward 2

REP MEMBER OF THE REPUBLICAN STATE COMMITTEE

Vote For 2

	TOTAL	VOTE %		Election Day	Absentee /Mail-in Ballots	Provisional
Lauren Owlett	129	48.13%	<div style="width: 48.13%; background-color: #f0e68c;"></div>	98	31	0
Gary Wilson	138	51.49%	<div style="width: 51.49%; background-color: #f0e68c;"></div>	103	35	0
Write-In Totals	1	0.37%	<div style="width: 0.37%; background-color: #f0e68c;"></div>	1	0	0
Not Assigned	1	0.37%	<div style="width: 0.37%; background-color: #f0e68c;"></div>	1	0	0
Total Votes Cast	268	100.00%	<div style="width: 100.00%; background-color: #f0e68c;"></div>	202	66	0
Contest Totals	330			252	78	0

REP REP COMM MAN Wellsboro Boro Ward 2

Vote For 1

	TOTAL	VOTE %		Election Day	Absentee /Mail-in Ballots	Provisional
Write-In Totals	4	100.00%	<div style="width: 100.00%; background-color: #f0e68c;"></div>	4	0	0
Not Assigned	4	100.00%	<div style="width: 100.00%; background-color: #f0e68c;"></div>	4	0	0
Total Votes Cast	4	100.00%	<div style="width: 100.00%; background-color: #f0e68c;"></div>	4	0	0
Contest Totals	165			126	39	0

REP REP COMM WOMAN Wellsboro Ward 2

Vote For 1

	TOTAL	VOTE %		Election Day	Absentee /Mail-in Ballots	Provisional
Write-In Totals	4	100.00%	<div style="width: 100.00%; background-color: #f0e68c;"></div>	3	1	0
Not Assigned	4	100.00%	<div style="width: 100.00%; background-color: #f0e68c;"></div>	3	1	0
Total Votes Cast	4	100.00%	<div style="width: 100.00%; background-color: #f0e68c;"></div>	3	1	0
Contest Totals	165			126	39	0

Westfield Township

Statistics

	TOTAL	Election Day	Absentee /Mail-in Ballots	Provisional
Registered Voters - Total	581			
Registered Voters - Democratic	98			
Registered Voters - Republican	411			
Registered Voters - Nonpartisan	72			
Ballots Cast - Total	87	73	14	0
Ballots Cast - Democratic	16	10	6	0
Ballots Cast - Republican	71	63	8	0
Ballots Cast - Nonpartisan	0	0	0	0
Ballots Cast - Blank	0	0	0	0
Voter Turnout - Total	14.97%			
Voter Turnout - Democratic	16.33%			
Voter Turnout - Republican	17.27%			
Voter Turnout - Nonpartisan	0.00%			

DEM GOVERNOR

Vote For 1

	TOTAL	VOTE %		Election Day	Absentee /Mail-in Ballots	Provisional
Josh Shapiro	15	93.75%	<div style="width: 93.75%; background-color: #ffc107;"></div>	10	5	0
Write-In Totals	1	6.25%	<div style="width: 6.25%; background-color: #6c757d;"></div>	0	1	0
Write-In: Stacey Garrity	1	6.25%	<div style="width: 6.25%; background-color: #6c757d;"></div>	0	1	0
Write-In: Katie Muth	0	0.00%	<div style="width: 0%; background-color: #6c757d;"></div>	0	0	0
Not Assigned	0	0.00%	<div style="width: 0%; background-color: #6c757d;"></div>	0	0	0
Total Votes Cast	16	100.00%	<div style="width: 100%; background-color: #ffc107;"></div>	10	6	0
Contest Totals	16			10	6	0

DEM LIEUTENANT GOVERNOR

Vote For 1

	TOTAL	VOTE %		Election Day	Absentee /Mail-in Ballots	Provisional
Austin Davis	15	93.75%	<div style="width: 93.75%; background-color: #ffc107;"></div>	10	5	0
Write-In Totals	1	6.25%	<div style="width: 6.25%; background-color: #6c757d;"></div>	0	1	0
Write-In: Jason Richey	1	6.25%	<div style="width: 6.25%; background-color: #6c757d;"></div>	0	1	0
Not Assigned	0	0.00%	<div style="width: 0%; background-color: #6c757d;"></div>	0	0	0
Total Votes Cast	16	100.00%	<div style="width: 100%; background-color: #ffc107;"></div>	10	6	0
Contest Totals	16			10	6	0

Westfield Township

DEM REP IN CONGRESS 15TH DIS

Vote For 1

	TOTAL	VOTE %		Election Day	Absentee /Mail-in Ballots	Provisional
Ray Bilger	12	85.71%	<div style="width: 85.71%;"><div style="width: 85.71%;"></div></div>	7	5	0
Write-In Totals	2	14.29%	<div style="width: 14.29%;"><div style="width: 14.29%;"></div></div>	1	1	0
Write-In: Glenn GT Thompson	1	7.14%	<div style="width: 7.14%;"><div style="width: 7.14%;"></div></div>	0	1	0
Not Assigned	1	7.14%	<div style="width: 7.14%;"><div style="width: 7.14%;"></div></div>	1	0	0
Total Votes Cast	14	100.00%	<div style="width: 100.00%;"><div style="width: 100.00%;"></div></div>	8	6	0
Contest Totals	16			10	6	0

DEM REP IN THE GEN ASSEM 68TH DIS

Vote For 1

	TOTAL	VOTE %		Election Day	Absentee /Mail-in Ballots	Provisional
Quentin Gee	14	93.33%	<div style="width: 93.33%;"><div style="width: 93.33%;"></div></div>	9	5	0
Write-In Totals	1	6.67%	<div style="width: 6.67%;"><div style="width: 6.67%;"></div></div>	0	1	0
Write-In: Clint Owlett	1	6.67%	<div style="width: 6.67%;"><div style="width: 6.67%;"></div></div>	0	1	0
Not Assigned	0	0.00%	<div style="width: 0.00%;"><div style="width: 0.00%;"></div></div>	0	0	0
Total Votes Cast	15	100.00%	<div style="width: 100.00%;"><div style="width: 100.00%;"></div></div>	9	6	0
Contest Totals	16			10	6	0

DEM MEMBER DEM STATE COMM 59TH DIST

Vote For 1

	TOTAL	VOTE %		Election Day	Absentee /Mail-in Ballots	Provisional
Write-In Totals	3	100.00%	<div style="width: 100.00%;"><div style="width: 100.00%;"></div></div>	2	1	0
Write-In: Lisa Gephart	1	33.33%	<div style="width: 33.33%;"><div style="width: 33.33%;"></div></div>	0	1	0
Write-In: Brynn Hammarstrom	0	0.00%	<div style="width: 0.00%;"><div style="width: 0.00%;"></div></div>	0	0	0
Write-In: Jordan Omlar	0	0.00%	<div style="width: 0.00%;"><div style="width: 0.00%;"></div></div>	0	0	0
Not Assigned	2	66.67%	<div style="width: 66.67%;"><div style="width: 66.67%;"></div></div>	2	0	0
Total Votes Cast	3	100.00%	<div style="width: 100.00%;"><div style="width: 100.00%;"></div></div>	2	1	0
Contest Totals	16			10	6	0

DEM DEM COMM Westfield Township

Vote For 2

	TOTAL	VOTE %		Election Day	Absentee /Mail-in Ballots	Provisional
Write-In Totals	3	100.00%	<div style="width: 100.00%;"><div style="width: 100.00%;"></div></div>	3	0	0
Not Assigned	3	100.00%	<div style="width: 100.00%;"><div style="width: 100.00%;"></div></div>	3	0	0
Total Votes Cast	3	100.00%	<div style="width: 100.00%;"><div style="width: 100.00%;"></div></div>	3	0	0
Contest Totals	32			20	12	0

Westfield Township

REP GOVERNOR

Vote For 1

	TOTAL	VOTE %		Election Day	Absentee /Mail-in Ballots	Provisional
Stacy Garrity	69	100.00%	<div style="width: 100%; height: 10px; background-color: #f0e68c;"></div>	61	8	0
Write-In Totals	0	0.00%	<div style="width: 0%; height: 10px; background-color: #d3d3d3;"></div>	0	0	0
Write-In: Josh Shapiro	0	0.00%	<div style="width: 0%; height: 10px; background-color: #d3d3d3;"></div>	0	0	0
Write-In: Katie Muth	0	0.00%	<div style="width: 0%; height: 10px; background-color: #d3d3d3;"></div>	0	0	0
Write-In: Doug Mastriano	0	0.00%	<div style="width: 0%; height: 10px; background-color: #d3d3d3;"></div>	0	0	0
Not Assigned	0	0.00%	<div style="width: 0%; height: 10px; background-color: #d3d3d3;"></div>	0	0	0
Total Votes Cast	69	100.00%	<div style="width: 100%; height: 10px; background-color: #f0e68c;"></div>	61	8	0
Contest Totals	71			63	8	0

REP LIEUTENANT GOVERNOR

Vote For 1

	TOTAL	VOTE %		Election Day	Absentee /Mail-in Ballots	Provisional
John Ventre	21	30.88%	<div style="width: 30.88%; height: 10px; background-color: #f0e68c;"></div>	20	1	0
Jason Richey	47	69.12%	<div style="width: 69.12%; height: 10px; background-color: #f0e68c;"></div>	40	7	0
Write-In Totals	0	0.00%	<div style="width: 0%; height: 10px; background-color: #d3d3d3;"></div>	0	0	0
Write-In: Austin Davis	0	0.00%	<div style="width: 0%; height: 10px; background-color: #d3d3d3;"></div>	0	0	0
Not Assigned	0	0.00%	<div style="width: 0%; height: 10px; background-color: #d3d3d3;"></div>	0	0	0
Total Votes Cast	68	100.00%	<div style="width: 100%; height: 10px; background-color: #f0e68c;"></div>	60	8	0
Contest Totals	71			63	8	0

REP REP IN CONGRESS 15TH DIS

Vote For 1

	TOTAL	VOTE %		Election Day	Absentee /Mail-in Ballots	Provisional
Glenn GT Thompson	70	100.00%	<div style="width: 100%; height: 10px; background-color: #f0e68c;"></div>	62	8	0
Write-In Totals	0	0.00%	<div style="width: 0%; height: 10px; background-color: #d3d3d3;"></div>	0	0	0
Write-In: Ray Bilger	0	0.00%	<div style="width: 0%; height: 10px; background-color: #d3d3d3;"></div>	0	0	0
Not Assigned	0	0.00%	<div style="width: 0%; height: 10px; background-color: #d3d3d3;"></div>	0	0	0
Total Votes Cast	70	100.00%	<div style="width: 100%; height: 10px; background-color: #f0e68c;"></div>	62	8	0
Contest Totals	71			63	8	0

REP REP IN THE GEN ASSEM 68TH DIS

Vote For 1

	TOTAL	VOTE %		Election Day	Absentee /Mail-in Ballots	Provisional
Clint Owlett	68	97.14%	<div style="width: 97.14%; height: 10px; background-color: #f0e68c;"></div>	60	8	0
Write-In Totals	2	2.86%	<div style="width: 2.86%; height: 10px; background-color: #d3d3d3;"></div>	2	0	0
Write-In: Quentin Gee	0	0.00%	<div style="width: 0%; height: 10px; background-color: #d3d3d3;"></div>	0	0	0
Not Assigned	2	2.86%	<div style="width: 2.86%; height: 10px; background-color: #d3d3d3;"></div>	2	0	0
Total Votes Cast	70	100.00%	<div style="width: 100%; height: 10px; background-color: #f0e68c;"></div>	62	8	0
Contest Totals	71			63	8	0

Westfield Township

REP MEMBER OF THE REPUBLICAN STATE COMMITTEE

Vote For 2

	TOTAL	VOTE %		Election Day	Absentee /Mail-in Ballots	Provisional
Lauren Owlett	57	50.89%	<div style="width: 50.89%;"><div style="width: 50.89%;"></div></div>	51	6	0
Gary Wilson	55	49.11%	<div style="width: 49.11%;"><div style="width: 49.11%;"></div></div>	48	7	0
Write-In Totals	0	0.00%	<div style="width: 0.00%;"><div style="width: 0.00%;"></div></div>	0	0	0
Not Assigned	0	0.00%	<div style="width: 0.00%;"><div style="width: 0.00%;"></div></div>	0	0	0
Total Votes Cast	112	100.00%	<div style="width: 100.00%;"><div style="width: 100.00%;"></div></div>	99	13	0
Contest Totals	142			126	16	0

REP REP COMM MAN Westfield Township

Vote For 1

	TOTAL	VOTE %		Election Day	Absentee /Mail-in Ballots	Provisional
Paul Zelinka	69	98.57%	<div style="width: 98.57%;"><div style="width: 98.57%;"></div></div>	61	8	0
Write-In Totals	1	1.43%	<div style="width: 1.43%;"><div style="width: 1.43%;"></div></div>	1	0	0
Not Assigned	1	1.43%	<div style="width: 1.43%;"><div style="width: 1.43%;"></div></div>	1	0	0
Total Votes Cast	70	100.00%	<div style="width: 100.00%;"><div style="width: 100.00%;"></div></div>	62	8	0
Contest Totals	71			63	8	0

REP REP COMM WOMAN Westfield Township

Vote For 1

	TOTAL	VOTE %		Election Day	Absentee /Mail-in Ballots	Provisional
Write-In Totals	8	100.00%	<div style="width: 100.00%;"><div style="width: 100.00%;"></div></div>	8	0	0
Not Assigned	8	100.00%	<div style="width: 100.00%;"><div style="width: 100.00%;"></div></div>	8	0	0
Total Votes Cast	8	100.00%	<div style="width: 100.00%;"><div style="width: 100.00%;"></div></div>	8	0	0
Contest Totals	71			63	8	0

Westfield Borough

Statistics

	TOTAL	Election Day	Absentee /Mail-in Ballots	Provisional
Registered Voters - Total	562			
Registered Voters - Democratic	103			
Registered Voters - Republican	356			
Registered Voters - Nonpartisan	103			
Ballots Cast - Total	70	53	17	0
Ballots Cast - Democratic	24	13	11	0
Ballots Cast - Republican	46	40	6	0
Ballots Cast - Nonpartisan	0	0	0	0
Ballots Cast - Blank	0	0	0	0
Voter Turnout - Total	12.46%			
Voter Turnout - Democratic	23.30%			
Voter Turnout - Republican	12.92%			
Voter Turnout - Nonpartisan	0.00%			

DEM GOVERNOR

Vote For 1

	TOTAL	VOTE %		Election Day	Absentee /Mail-in Ballots	Provisional
Josh Shapiro	22	95.65%	<div style="width: 95.65%; background-color: #ffc107;"></div>	13	9	0
Write-In Totals	1	4.35%	<div style="width: 4.35%; background-color: #6c757d;"></div>	0	1	0
Write-In: Katie Muth	0	0.00%	<div style="width: 0%; background-color: #6c757d;"></div>	0	0	0
Write-In: Stacey Garrity	0	0.00%	<div style="width: 0%; background-color: #6c757d;"></div>	0	0	0
Not Assigned	1	4.35%	<div style="width: 4.35%; background-color: #6c757d;"></div>	0	1	0
Total Votes Cast	23	100.00%	<div style="width: 100%; background-color: #ffc107;"></div>	13	10	0
Contest Totals	24			13	11	0

DEM LIEUTENANT GOVERNOR

Vote For 1

	TOTAL	VOTE %		Election Day	Absentee /Mail-in Ballots	Provisional
Austin Davis	23	100.00%	<div style="width: 100%; background-color: #ffc107;"></div>	13	10	0
Write-In Totals	0	0.00%	<div style="width: 0%; background-color: #6c757d;"></div>	0	0	0
Write-In: Jason Richey	0	0.00%	<div style="width: 0%; background-color: #6c757d;"></div>	0	0	0
Not Assigned	0	0.00%	<div style="width: 0%; background-color: #6c757d;"></div>	0	0	0
Total Votes Cast	23	100.00%	<div style="width: 100%; background-color: #ffc107;"></div>	13	10	0
Contest Totals	24			13	11	0

Westfield Borough

DEM REP IN CONGRESS 15TH DIS

Vote For 1

	TOTAL	VOTE %		Election Day	Absentee /Mail-in Ballots	Provisional
Ray Bilger	23	100.00%	<div style="width: 100%; height: 10px; background-color: #ffc107;"></div>	13	10	0
Write-In Totals	0	0.00%	<div style="width: 0%; height: 10px; background-color: #6c757d;"></div>	0	0	0
Write-In: Glenn GT Thompson	0	0.00%	<div style="width: 0%; height: 10px; background-color: #6c757d;"></div>	0	0	0
Not Assigned	0	0.00%	<div style="width: 0%; height: 10px; background-color: #6c757d;"></div>	0	0	0
Total Votes Cast	23	100.00%	<div style="width: 100%; height: 10px; background-color: #ffc107;"></div>	13	10	0
Contest Totals	24			13	11	0

DEM REP IN THE GEN ASSEM 68TH DIS

Vote For 1

	TOTAL	VOTE %		Election Day	Absentee /Mail-in Ballots	Provisional
Quentin Gee	24	100.00%	<div style="width: 100%; height: 10px; background-color: #ffc107;"></div>	13	11	0
Write-In Totals	0	0.00%	<div style="width: 0%; height: 10px; background-color: #6c757d;"></div>	0	0	0
Write-In: Clint Owlett	0	0.00%	<div style="width: 0%; height: 10px; background-color: #6c757d;"></div>	0	0	0
Not Assigned	0	0.00%	<div style="width: 0%; height: 10px; background-color: #6c757d;"></div>	0	0	0
Total Votes Cast	24	100.00%	<div style="width: 100%; height: 10px; background-color: #ffc107;"></div>	13	11	0
Contest Totals	24			13	11	0

DEM MEMBER DEM STATE COMM 59TH DIST

Vote For 1

	TOTAL	VOTE %		Election Day	Absentee /Mail-in Ballots	Provisional
Write-In Totals	4	100.00%	<div style="width: 100%; height: 10px; background-color: #ffc107;"></div>	2	2	0
Write-In: Brynn Hammarstrom	0	0.00%	<div style="width: 0%; height: 10px; background-color: #6c757d;"></div>	0	0	0
Write-In: Lisa Gephart	0	0.00%	<div style="width: 0%; height: 10px; background-color: #6c757d;"></div>	0	0	0
Write-In: Jordan Omlar	0	0.00%	<div style="width: 0%; height: 10px; background-color: #6c757d;"></div>	0	0	0
Not Assigned	4	100.00%	<div style="width: 100%; height: 10px; background-color: #ffc107;"></div>	2	2	0
Total Votes Cast	4	100.00%	<div style="width: 100%; height: 10px; background-color: #ffc107;"></div>	2	2	0
Contest Totals	24			13	11	0

DEM DEM COMM Westfield Borough

Vote For 2

	TOTAL	VOTE %		Election Day	Absentee /Mail-in Ballots	Provisional
Write-In Totals	5	100.00%	<div style="width: 100%; height: 10px; background-color: #ffc107;"></div>	1	4	0
Not Assigned	5	100.00%	<div style="width: 100%; height: 10px; background-color: #ffc107;"></div>	1	4	0
Total Votes Cast	5	100.00%	<div style="width: 100%; height: 10px; background-color: #ffc107;"></div>	1	4	0
Contest Totals	48			26	22	0

Westfield Borough

REP GOVERNOR

Vote For 1

	TOTAL	VOTE %		Election Day	Absentee /Mail-in Ballots	Provisional
Stacy Garrity	43	100.00%	<div style="width: 100%; height: 10px; background-color: #ffc107;"></div>	39	4	0
Write-In Totals	0	0.00%	<div style="width: 0%; height: 10px; background-color: #6c757d;"></div>	0	0	0
Write-In: Josh Shapiro	0	0.00%	<div style="width: 0%; height: 10px; background-color: #6c757d;"></div>	0	0	0
Write-In: Katie Muth	0	0.00%	<div style="width: 0%; height: 10px; background-color: #6c757d;"></div>	0	0	0
Write-In: Doug Mastriano	0	0.00%	<div style="width: 0%; height: 10px; background-color: #6c757d;"></div>	0	0	0
Not Assigned	0	0.00%	<div style="width: 0%; height: 10px; background-color: #6c757d;"></div>	0	0	0
Total Votes Cast	43	100.00%	<div style="width: 100%; height: 10px; background-color: #ffc107;"></div>	39	4	0
Contest Totals	46			40	6	0

REP LIEUTENANT GOVERNOR

Vote For 1

	TOTAL	VOTE %		Election Day	Absentee /Mail-in Ballots	Provisional
John Ventre	10	23.26%	<div style="width: 23.26%; height: 10px; background-color: #ffc107;"></div>	9	1	0
Jason Richey	33	76.74%	<div style="width: 76.74%; height: 10px; background-color: #ffc107;"></div>	28	5	0
Write-In Totals	0	0.00%	<div style="width: 0%; height: 10px; background-color: #6c757d;"></div>	0	0	0
Write-In: Austin Davis	0	0.00%	<div style="width: 0%; height: 10px; background-color: #6c757d;"></div>	0	0	0
Not Assigned	0	0.00%	<div style="width: 0%; height: 10px; background-color: #6c757d;"></div>	0	0	0
Total Votes Cast	43	100.00%	<div style="width: 100%; height: 10px; background-color: #ffc107;"></div>	37	6	0
Contest Totals	46			40	6	0

REP REP IN CONGRESS 15TH DIS

Vote For 1

	TOTAL	VOTE %		Election Day	Absentee /Mail-in Ballots	Provisional
Glenn GT Thompson	45	100.00%	<div style="width: 100%; height: 10px; background-color: #ffc107;"></div>	40	5	0
Write-In Totals	0	0.00%	<div style="width: 0%; height: 10px; background-color: #6c757d;"></div>	0	0	0
Write-In: Ray Bilger	0	0.00%	<div style="width: 0%; height: 10px; background-color: #6c757d;"></div>	0	0	0
Not Assigned	0	0.00%	<div style="width: 0%; height: 10px; background-color: #6c757d;"></div>	0	0	0
Total Votes Cast	45	100.00%	<div style="width: 100%; height: 10px; background-color: #ffc107;"></div>	40	5	0
Contest Totals	46			40	6	0

REP REP IN THE GEN ASSEM 68TH DIS

Vote For 1

	TOTAL	VOTE %		Election Day	Absentee /Mail-in Ballots	Provisional
Clint Owlett	44	100.00%	<div style="width: 100%; height: 10px; background-color: #ffc107;"></div>	38	6	0
Write-In Totals	0	0.00%	<div style="width: 0%; height: 10px; background-color: #6c757d;"></div>	0	0	0
Write-In: Quentin Gee	0	0.00%	<div style="width: 0%; height: 10px; background-color: #6c757d;"></div>	0	0	0
Not Assigned	0	0.00%	<div style="width: 0%; height: 10px; background-color: #6c757d;"></div>	0	0	0
Total Votes Cast	44	100.00%	<div style="width: 100%; height: 10px; background-color: #ffc107;"></div>	38	6	0
Contest Totals	46			40	6	0

Westfield Borough

REP MEMBER OF THE REPUBLICAN STATE COMMITTEE

Vote For 2

	TOTAL	VOTE %		Election Day	Absentee /Mail-in Ballots	Provisional
Lauren Owlett	39	54.93%	<div style="width: 54.93%; background-color: #FFD700;"></div>	33	6	0
Gary Wilson	32	45.07%	<div style="width: 45.07%; background-color: #A9A9A9;"></div>	28	4	0
Write-In Totals	0	0.00%	<div style="width: 0%; background-color: #A9A9A9;"></div>	0	0	0
Not Assigned	0	0.00%	<div style="width: 0%; background-color: #A9A9A9;"></div>	0	0	0
Total Votes Cast	71	100.00%	<div style="width: 100%; background-color: #FFD700;"></div>	61	10	0
Contest Totals	92			80	12	0

REP REP COMM MAN Westfield Borough

Vote For 1

	TOTAL	VOTE %		Election Day	Absentee /Mail-in Ballots	Provisional
Write-In Totals	0		<div style="width: 0%; background-color: #A9A9A9;"></div>	0	0	0
Not Assigned	0		<div style="width: 0%; background-color: #A9A9A9;"></div>	0	0	0
Total Votes Cast	0		<div style="width: 0%; background-color: #A9A9A9;"></div>	0	0	0
Contest Totals	46			40	6	0

REP REP COMM WOMAN Westfield Borough

Vote For 1

	TOTAL	VOTE %		Election Day	Absentee /Mail-in Ballots	Provisional
Write-In Totals	0		<div style="width: 0%; background-color: #A9A9A9;"></div>	0	0	0
Not Assigned	0		<div style="width: 0%; background-color: #A9A9A9;"></div>	0	0	0
Total Votes Cast	0		<div style="width: 0%; background-color: #A9A9A9;"></div>	0	0	0
Contest Totals	46			40	6	0